

Quarterly Update


San Francisco Justice Services Care Model

Juvenile Probation Commission
October 8, 2025

Agenda

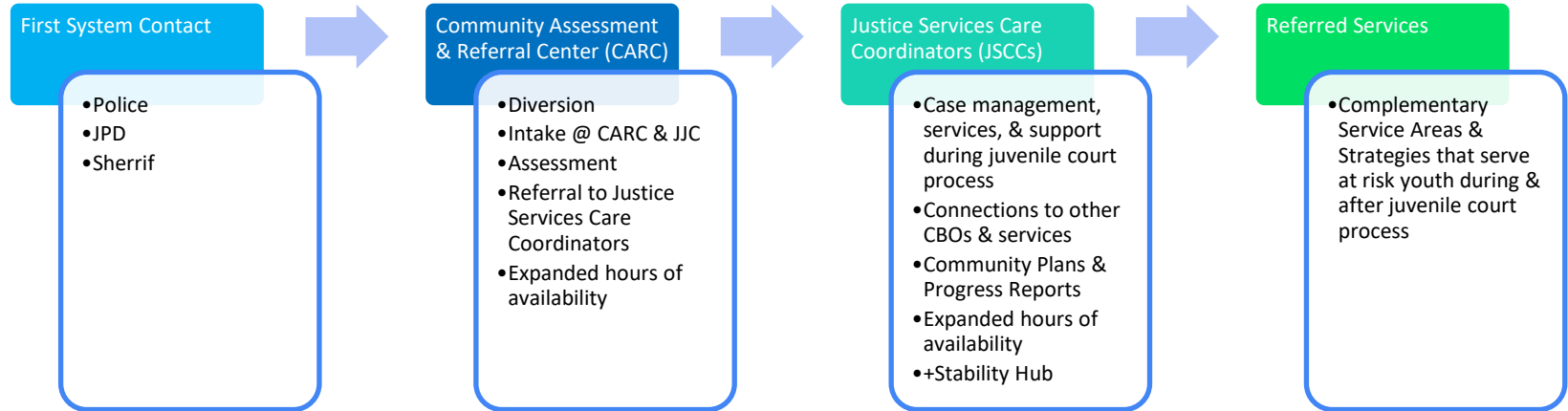
1. San Francisco Justice Services Care Model
2. Progress Towards the Model
3. CARC Expansion
4. Metrics & Data
 - A. Juvenile Probation Department
 - B. CARC
 - C. Justice Services Care Coordinators
 - D. Mission Neighborhood Centers: Safe Haven & Curfew Compliance

I. San Francisco Justice Services Care Model



San Francisco Justice Services Care Model:

CARC + Justice Services Care Coordinators



JPD/Case Process



San Francisco Justice Services Care Model Target Population

- Young people who are arrested under the age of 18 or for a juvenile court matter in San Francisco, and their families
- Includes youth who live outside of San Francisco
- Provides support throughout San Francisco juvenile court process
- *Young people who are diverted from prosecution to CARC are served by CARC and not referred to JSCCs.*

II. Progress towards the Model

Date	Milestone
March 2024	DCYF 2024-2029 funding awards announced
June 2024	Joint JSCC, CARC, DCYF, JPD planning begins
July 2024	DCYF 5 Year Funding Cycle begins
October 2024	San Francisco Justice Services Care Model launches
December 2024	JJC 101 Information Session for CARC & JSCCs
January 2025	Quarterly meetings with judges, District Attorney's Office, Public Defender's Office, and Bar Association of San Francisco commence
April 2025	<ul style="list-style-type: none">-Data sharing court orders executed for CARC and all JSCCs-CARC commences in custody assessments-JSCC/CARC all-staff in-person meet and greet-JSCC/CARC staff "live" roster developed and shared with all partners

II. Progress towards the Model

Date	Milestone
Spring 2025	<ul style="list-style-type: none">-Information Sessions with Justice Partners, DCYF Grantees, DPH Clinical Providers-Youth & Family Flyer created-JSCC Community Plan updated
Summer 2025	<ul style="list-style-type: none">-Youth & Family Flyer translated into Chinese, Vietnamese, Spanish, and Tagalog-CARC joins 2 PM Interagency Meeting/ Juvenile Justice Multidisciplinary Team with JPD, SFUSD, HSA, SPY
June 2025	JSCC/CARC all-staff in-person training
July 2025	Year 2 of DCYF Grant Cycle commences
August 2025	<ul style="list-style-type: none">-DCYF CMS Training - Referrals Tracking-JSCC/CARC meeting with <i>Impact Justice</i> regarding data/metrics
October 2025	One year anniversary of San Francisco Justice Services Care Model



III. CARC Expansion

- Expanded Hours
 - Meeting with Mayor's Office regarding Sheriff staffing impacts
- Police Department Liaison
- Recruitment Updates:
 - Filled positions:
 - CARC Therapist as of 9/29/25
 - Justice Navigator as of 9/29/25
 - Open positions:
 - IFR Justice Navigator
 - Justice Navigator (night shift)

IV. Metrics & Data

1. Juvenile Probation Department
2. CARC
3. Justice Services Care Coordinator
4. Mission Neighborhood Centers

JPD Data Report

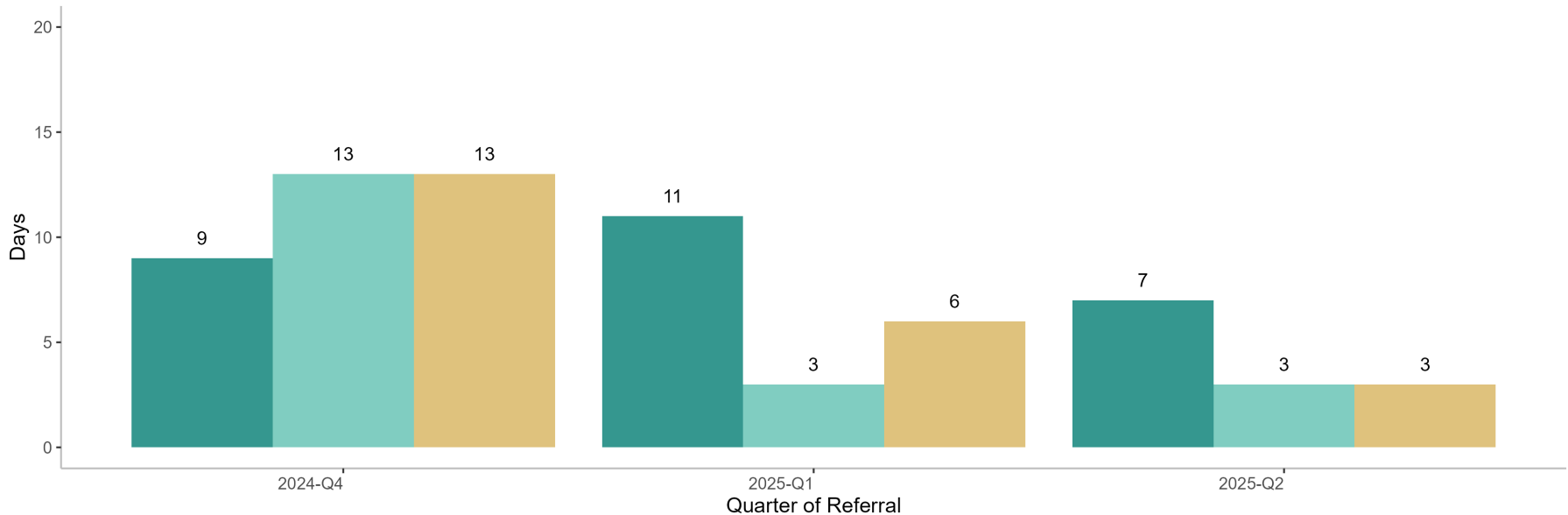
PS Charts 3.1 - 3.4: CARC & JSCC Service Delivery

- Description
 - In Charts 3.1 & 3.2, youth are grouped by the quarter in which they were referred to JPD. The quarters are based on the calendar year. Charts 3.1 and 3.2 will only be updated on a quarterly basis.
 - Chart 3.1 depicts the average number of days it takes for youth to go through each phase of the CARC/JSCC model by quarter of referral.
 - Chart 3.2 shows how many youth were retained at each stage of the CARC/JSCC model, using referrals by quarter and tracking retention within 30 days of the referral date.
 - The number of referrals depicted in Chart 3.2 reflects the following referral types that get referred to CARC for assessment: Booking, Citation, Remand, Transfer from County Jail, Transfer In - In Custody, Transfer In - Out of Custody, and Booking - Petition Warrant. Referrals which are diverted to CARC are excluded.
 - Chart 3.3 displays the number of youth assigned to each JSCC provider in a given month.
 - Chart 3.4 displays the cumulative number of youth assigned to each JSCC by month.

PS 3.1: Average CARC/JSCC Timeline by Quarter of Referral

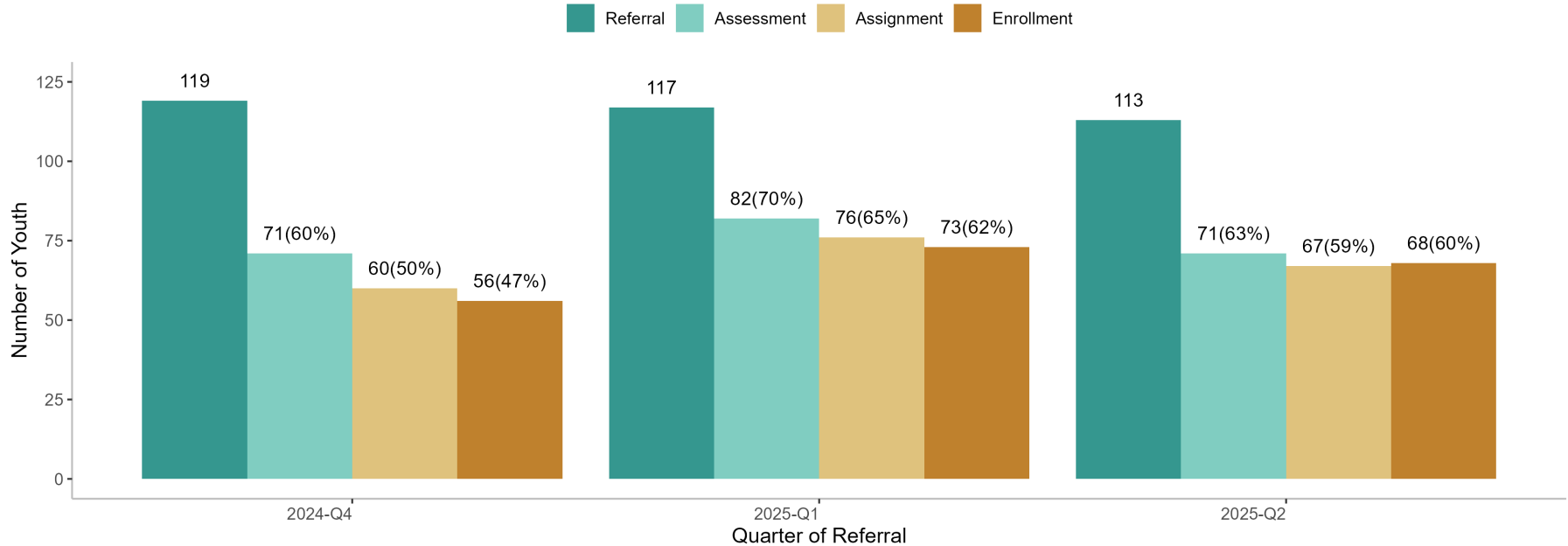
Average Length of Time to Progress Through CARC/JSCC by Quarter of Referral

Referral to Assessment Assessment to Assignment Assignment to Enrollment



PS 3.2: CARC/JSCC Retention Rate by Quarter of Referral

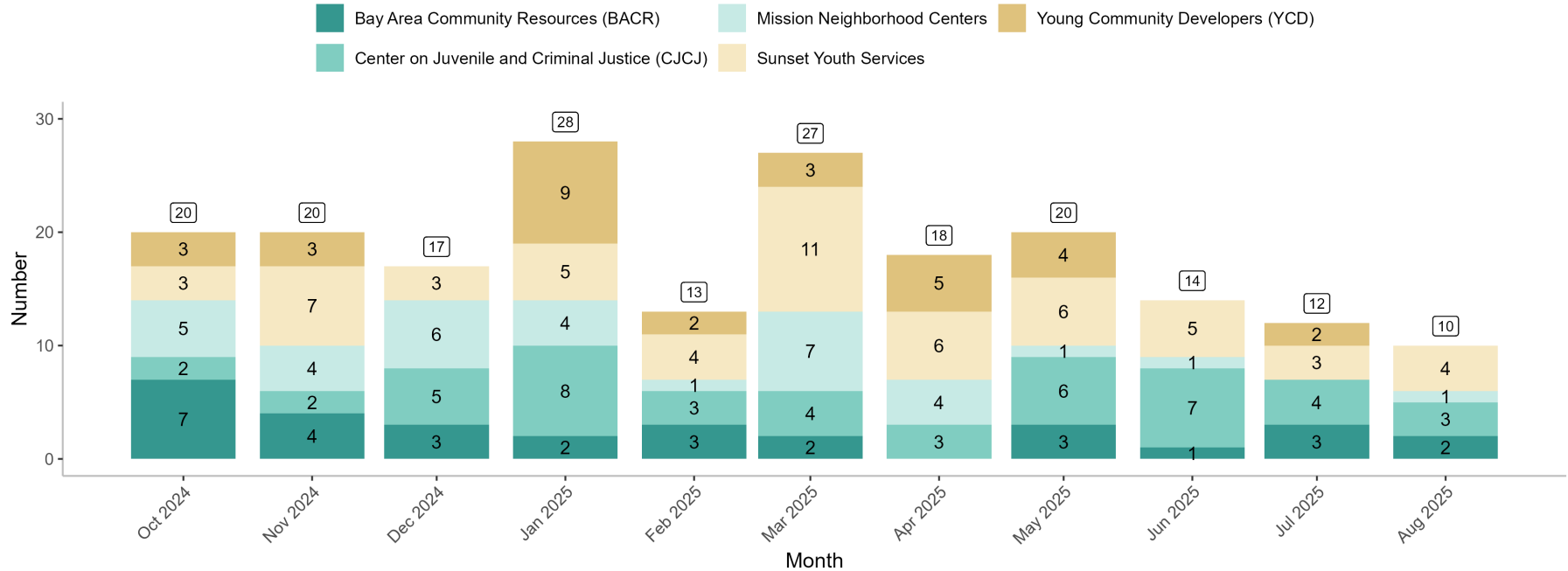
Number and Percent of Youth Retained Throughout CARC/JSCC Within One Month of Referral by Quarter of Referral



Notes: Some youth do not receive a CARC assessment because they either have been assessed before, decline the assessment, cannot be reached, or are already connected to a JSCC provider.

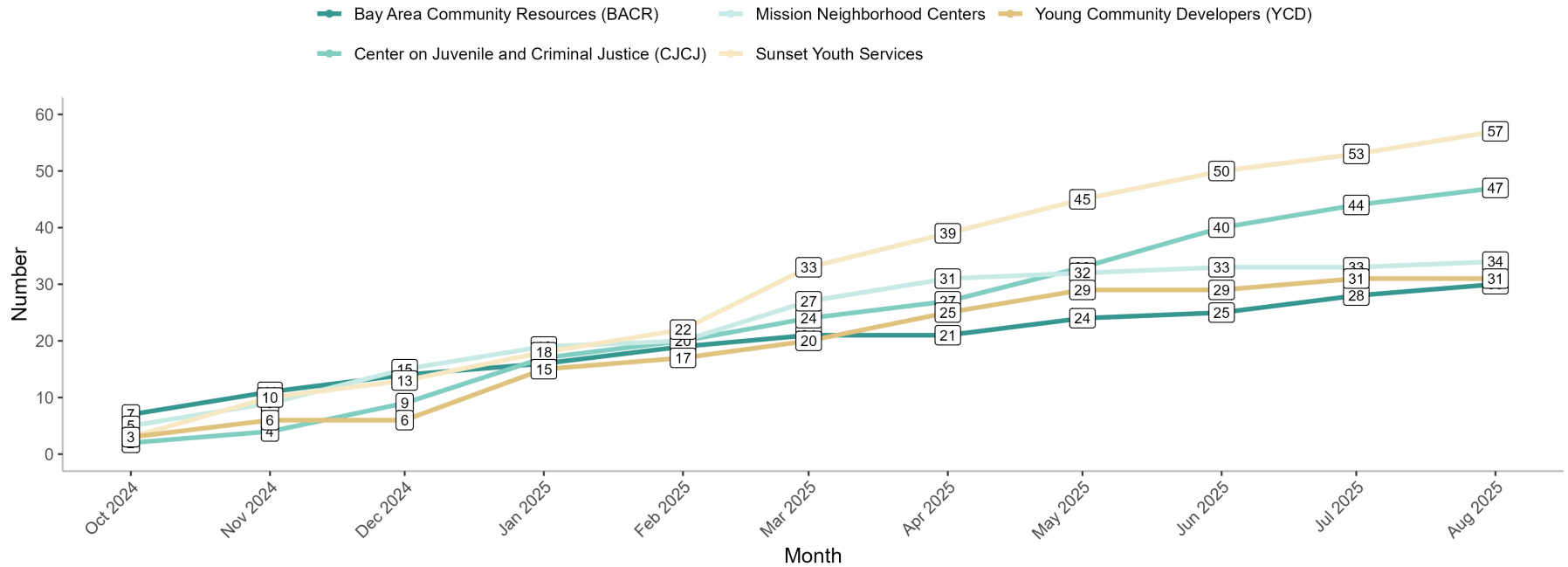
PS 3.3: Youth Assigned to JSCC by Provider

Number of Youth Assigned to JSCC Providers by Month



PS 3.4: Cumulative Youth Assigned to JSCC by Provider

Cumulative Number of Youth Assigned to JSCC Providers by Month



CARC Assessment Data

6/11/2025-9/30/25

Youth Assessed by CARC (all CARC programs): **70**

- Includes: youth diverted to CARC (no JSCC assignment), youth referred to AFTER & youth not diverted & assessed by CARC for a JSCC match/assignment

Location of CARC Assessment:

- CARC/Community Locations: **43**
- JJC: **27**

Youth Referred to a JSCC CBO: **46**

of Referrals to Each JSCC CBO:

- BACR: **9**
- CJCJ: **14**
- MNC: **4**
- SYS: **12**
- YCD: **7**

CARC Assessment Data Cont.

6/11/2025-9/30/25

of Days from Citation Date to CARC Assessment: *only reflective of youth confirmed referral to a JSCC CBO*

- average: **2 days**

of Days from CARC Assessment to JSCC Referral: *only reflective of youth confirmed referral to a JSCC CBO*

- average: **2 days**

CARC is Working on Updating Data Collection Infrastructure to Report Back on the Following Data Points:

- # of youth brought to CARC during open hours VS # of youth that come to CARC through appointments due to CARC being closed or other unique circumstances
- Outliers & specific categories that more accurately report the actual timing of the **# of days** from the Citation Date - CARC Assessment - JSCC Referral

JSCC Staffing

The five JSCC organizations have a total of 19.5 FTE case carrying positions with 3.5 FTE currently open:

BACR: Total - 3 FTE (no openings)

CJCJ: Total - 6 FTE (1 FTE open)

MNC: Total - 2 FTE (both will be open soon due to transitions)

SYS: Total - 4.5 FTE (1 FTE open)

YCD: Total - 4FTE (1.5 FTE open)

JSCC Referral Demographics

7/1/2025-9/30/25

- Referral Types:
 - **59%** of JSCC referrals were in JJC (in-custody)
 - **41%** of JSCC referrals were in Community (out of custody)
- Gender:
 - **32** Boys
 - **12** Girls
- Age Ranges:
 - 13-15 years old: **11**
 - 16 years old: **15**
 - 17 years old & up: **18**

MNC Safe Haven & Curfew Compliance

- MNC Staffing Updates
- In addition to serving as a Justice Services Care Coordinator, Mission Neighborhood Centers also provides the following services:
 - Curfew Compliance
 - Safe Haven Stability Hub
 - Case Management
- To date:
 - 57 youth have received Curfew Compliance services
 - 21 youth have participated in the Safe Haven program

Questions?