Docusign Envelope ID: 2FD78D66-60FD-4F82-AF90-9D75CF827E13

Department Budget Submission Checklist

To be completed by: All departments.

Instructions: Submit this completed cover sheet with your budget submission and ensure all applicable forms below are included with your submission.

Department Name: San Francisco Public Works

- ☑ **Summary of Major Changes:** Completed "Form 1A: Summary of Major Changes" explaining major changes submitted in department's budget proposal.
  - ☐ **Proposed GF target reductions**
  - ☐ **Department Budget Summary:** Completed "Form 1B: Department Budget Summary."
- ☑ **Revenue Report:** Completed "Form 2A: Revenue Report."
- ☑ **Fees & Fines:** Completed "Form 2B: Fees & Fines."
- ☑ **Cost Recovery:** Completed "Form 2C: Cost Recovery."
- ☑ **Expenditure Changes:** Completed "Form 3A: Expenditure Changes."
- ☐ **Deappropriations from prior years' budget:** Indicate if these are included in your submitted budget, and please explain in the expenditure changes form "Form 3A: Expenditure Changes."
- ☑ **Position Changes:** Completed "Form 3B: Position Changes."
- ☑ **Equipment & Fleet Requests:** Completed "Form 4A: Equipment Request" and "Form 4B: Fleet
- ☑ **Minimum Compensation Ordinance:** By checking this box, the department confirms that the effects of the MCO in contracting have been considered as part of the budget submission.
- ☑ **Proposition J Description, Summary, City Cost, Contract Cost**: Required for all existing and new Prop Js
- ☑ **Interdepartmental Services Balancing:** Included Excel download of Department - IDS Form Balancing R
- ☑ **Organizational Charts:** Submission contains updated position-level organizational charts for your department, with indication if the position is filled (F) or vacant (V). Organizational charts also reflect
- ☐ **New Legislation:**
  - ☐ Accept & Expend (A&E) legislation for new grants included in the department budget s
  - ☐ Included draft legislation that department would like to submit with the budget; or,
  - ☑ Draft legislation in progress at this time. A description of the proposed changes is included in the "Summary of Major Changes" table. A draft will be provided to the Mayor's Office by 3/1/24
- ☑ **Other Requests:** Submitted requests for the following item:
  - ☑ COIT
  - ☑ Capital

For Chief Financial Officer/Budget Manager:

I have reviewed the attached budget submission and affirm that all applicable forms checked off above are either included in this submission or have been submitted through the proper online forums.

Full Name: Jennifer Marquez for Bruce Robertson, Deputy Director/CFO

Signature: DocuSigned by: Jennifer Marquez 8C04DB678F0D404... 2/19/2025 | 9:11:14 AM PST

BUDGET FORM 1A: Summary of Major Changes **FY 2025-26 and FY 2026-27**

DEPARTMENT: DPW Public Works

	Major Changes	Department Response to Major Changes
Summary	What major changes is the department proposing? Clearly describe each change, including the fiscal impact of the proposal. Alternatively, you may submit a 1-2 page memo with your budget submission summarizing the major changes.	The proposed FY 2025-26 and FY 2026-27 Public Works budget meets the 15% General Fund reduction target of $13.8 million and prioritizes policies highlighted by the Mayor's Office. With more than 90% of the General Fund in the operating budget going toward street cleaning services, these reductions will have an impact on cleaning services, including litter removal, public toilet Pit Stop locations and hours and steam cleaning. There likely would be a delay in responding to 311 service requests and the need to scale back proactive cleaning operations. The department will use data to strategically minimize impacts but there is no getting around the fact that cuts of this magnitude will result in reduced operations. These reductions are further impacted by the reduction of the two-year $16.7 million supplemental appropriation that was reduced from our base budget. This reduction, combined with the 15% reduction, has made the impact to street cleaning services that much more significant and represents an overall reduction closer to 20%. Should additional funding become available, we are proposing several key initiatives for consideration. Those initiatives align with Mayor's Office priorities and range from Sunset Boulevard landscape maintenance, expanded street vending enforcement for swing shift in the afternoon and evening hours, funding for special events staffing and safety barricades, to expanded street cleaning services in major business areas. These initiatives are not entered into the budget system but are highlighted externally for consideration.
General Fund Target	What ongoing spending reductions did the department make to meet its General Fund target? What are the high-level programmatic, operational, or staffing impacts of the proposed reductions? Is the department proposing any increases in revenues to meet target? For non-GFS departments, please describe your strategy for absorbing cost increases or revenue reductions without adding new costs to the General Fund	Public Works will submit a budget on target for BY (FY25-26) and BY+1 (FY26-27) with reductions of $13.8 million for each year. Public Works met the Mayor's reduction target with expenditure decreases in grant cleaning funding for the Pit Stop public toilet program, other grant programs for block sweeping and pressure washing in challenging neighborhoods, street cleaning funding in temporary salaries, reduced and slower hiring, redirecting General Fund positions to non-General Fund sources, reductions in overhead and administrative services, technical adjustments, and decreases in overtime funding.
Positions	What position changes is the department proposing? How did the department prioritize core service delivery while meeting the General Fund reduction target or NGF revenue reductions? How does the department plan to utilize or eliminate any vacant positions in their budget? Highlight any changes to FTE levels, budgeted attrition, temporary salaries, substitutions, and provide details in Form 3B.	The sunsetting of the termed $16.7 million supplemental appropriation provided to the department in FY24 through FY25 will result in a loss of 20 full-time positions, effective July 1, 2025. Three positions were added and approved by the Board of Supervisors for the administration of a $12 million federal grant related to new street trees. The net FTE change for FY26 is 17 less positions. The department reassigned eight General Fund positions to a non-General Fund source to support tree maintenance work, thereby creating General Fund savings. We are requesting nine position substitutions to right-size the positions to correct technical position mismatches. Salary differentials are being offset with increased attrition. Attrition for administrative bureaus remains very high compared to prior fiscal year.
Expenditures	What major spending changes is the department proposing? How has the department evaluated grant allocations, non-personnel expenditures and contractual services for cost-effectiveness and efficiency? Please provide information about any changes that affect core services and functions. Highlight any changes related to major initiatives as noted in the Summary section and provide details in Form 3A.	Public Works reduced expenditure budgets with a combination of increased salary and mandatory fringe benefits savings and non-labor street cleaning services. Approximately 90% of the General Fund support Public Works receives in the annual operating budget is dedicated to the Street Environmental Services bureau for street cleaning services in the public right of way. These reductions will have an impact on cleaning services, including litter removal and steam cleaning. Public Works expects to close and/or reduce hours at specific Pit Stop locations, reduce commercial corridor cleaning, and reduce proactive cleaning operations. The likely impacts are increased steaming requests and 311 cleaning requests and a slower response time to close out the requests.
Revenues	What revenue changes did the department submit? Please differentiate between General Fund and non-General Fund. This should match an Audit Trail, as shown in Form 2A Revenue Report, as well as, the Expenditure Report in Form 3A.	The majority of Public Works revenue comes from the Bureau of Street-use and Mapping (BSM), with a significant portion tied to construction activity. As construction activity declines, there is typically a corresponding decrease in revenue. Our budget submittal includes proposed fee increases for select services; however, these increases will not result in additional revenue due to projected volume remaining in line with the past fiscal year. The proposed fee adjustments are intended to move us closer to full cost recovery rather than generating new revenue. Additionally, recent legislative actions have reduced fee revenue by eliminating or decreasing certain fees.

BUDGET FORM 1A: Summary of Major Changes **FY 2025-26 and FY 2026-27**

	Major Changes	Department Response to Major Changes
Legislation	Is the department seeking to submit any legislation with the budget? Does the department's budget assume any revenues/expenditures that require a legislative change? Does the department's budget include any new recurring grants that require an Accept & Expend?	Yes. The department's budget submittal includes increased fees and there will need to be legislative approvals for the associated proposed fee increases. This is similar to previous budget submittals to increase selected fees to improve cost recovery.
Prop J	Identify existing Prop J Analyses that will continue, and if the department's budget proposes any NEW contracting out of work previously done by City workers.	Public Works is not proposing any new contracting out of work previously done by City workers. The Security Services Prop J, as submitted and approved in prior years, will continue. Please see the Prop J form included in this submittal for further details and cost estimates.
Transfer of Function	Is the department requesting any Transfer of Functions of positions between departments? If so, please explain.	None at this time.
Interim Exceptions	Is the department requesting any interim exceptions (new positions that are 1.0 FTE rather than 0.79 in BY and .78 in BY +1)? If so, for what reason are is the request being made?	There are no interim exceptions in the budget submittal from Public Works.
Budget Equity	How has the department considered equity in its budget proposal?	Public Works has a continued commitment to equity in the delivery of programs and services serving the people of San Francisco. These programs include curb ramp installation, tree planting and street resurfacing, prioritizing high-injury streets and intersections, many of which are in disadvantaged neighborhoods. Public Works' apprenticeship and workforce development opportunities, such as gardening, cement masonry and street cleaning, support the department's citywide cleanliness and beautification efforts. They also support action items listed in our Racial Equity Action Plan that call for more robust entryways into the workforce and encourage small and locally owned businesses to participate in our construction contract opportunities. Public Works also recently received a federal grant award of $12 million for tree establishment in underserved neighborhoods, including the Tenderloin, South of Market and Bayview. Public Works also complies with Title VI of the Civil Rights Act of 1964, a federal law that prohibits discrimination based on race, color or national origin. Public Works collaborates with community-based groups on volunteer activities and neighborhood projects across the City that focus on cleaning, greening and beautification to create more welcoming neighborhoods and promote civic pride and stewardship. In addition, we put extra attention and resources in high-needs neighborhoods, with programs such as the Pit Stops, neighborhood-focused grant programs, the CleanCorridorsSF deep-cleaning operation, and the anti-dumping operations in the Bayview.

BUDGET FORM 1B: Department Budget Summary **FY 2025-26 and FY 2026-27**

DEPARTMENT: DPW Public Works

GFS Details

Account Lvl 2	Account Lvl 3	FY 2025-26 Base	FY 2025-26 Department	FY 2025-26 Dept - Base	FY 2026-27 Base	FY 2026-27 Department	FY 2026-27 Dept - Base
EXPENDITURE	SALARIES	70,258,699	69,027,239	(1,231,460)	73,229,706	69,357,467	(3,872,239)
	MAND_FRING_BEN	27,293,847	26,766,052	(527,795)	28,789,684	27,735,524	(1,054,160)
	PROG_PROJ	12,435,620	8,200,068	(4,235,552)	12,640,891	8,198,921	(4,441,970)
	OH_ALLOCS	151,234,562	145,439,622	(5,794,940)	135,735,240	155,806,158	20,070,918
	NON_PERS_SVCS	10,110,688	10,110,688	0	10,110,688	10,110,688	0
	CITY_GR_PROG	5,194,148	3,792,079	(1,402,069)	5,349,973	3,931,519	(1,418,454)
	MTL_SUPP	1,193,268	1,193,268	0	1,193,268	1,193,268	0
	CAP_OUTLAY	21,486,402	21,486,402	0	0	0	0
	SVCS_OTHER_DEPTS	5,890,856	5,511,585	(379,271)	5,890,856	5,511,585	(379,271)
EXPENDITURE		**305,098,090**	**291,527,003**	**(13,571,087)**	**272,940,306**	**281,845,130**	**8,904,824**
GFS	**General Fund Support**	**99,264,104**	**85,464,104**	**(13,800,000)**	**78,253,146**	**64,453,146**	**(13,800,000)**

Account Lvl 2	Account Lvl 3	FY 2025-26 Base	FY 2025-26 Department	FY 2025-26 Dept - Base	FY 2026-27 Base	FY 2026-27 Department	FY 2026-27 Dept - Base
REVENUE	LIC_PERM_FRAN	347,362	326,004	(21,358)	347,362	326,004	(21,358)
	INTERGOV_REV_ST	10,890,000	10,890,000	0	0	0	0
	CHGS_FOR_SERVICES	16,549,665	16,549,665	0	16,381,025	16,381,025	0
	EXP_RECOVERY	175,592,161	175,842,432	250,271	175,592,161	198,230,157	22,637,996
	OPER_TFR_IN	2,454,798	2,454,798	0	2,366,612	2,454,798	88,186
REVENUE		**205,833,986**	**206,062,899**	**228,913**	**194,687,160**	**217,391,984**	**22,704,824**
GFS	**General Fund Support**	**99,264,104**	**85,464,104**	**(13,800,000)**	**78,253,146**	**64,453,146**	**(13,800,000)**

GFS Target Status

FY 2025-26 Reduction Targets	FY 2025-26 Baseline Target	FY 2025-26 Dept Submission	FY 2025-26 Amt Over (Under) Target	FY 2026-27 Reduction Targets	FY 2026-27 Baseline Target	FY 2026-27 Dept Submission	FY 2026-27 Amt Over (Under) Target
(13,800,000)	85,464,104	85,464,104	0	(13,800,000)	64,453,146	64,453,146	0
			Target Met				Target Met

NGFS - Self Supporting

BUDGET FORM 1B: Department Budget Summary

FY 2025-26 and FY 2026-27

Account Lvl 2	Category	FY 2025-26 Base	FY 2025-26 Department	FY 2025-26 Dept - Base	FY 2026-27 Base	FY 2026-27 Department	FY 2026-27 Dept - Base
EXPENDITURE	Salaries	92,334,171	91,534,631	(799,540)	94,897,862	95,027,173	129,311
	Mandatory Fringe Benefits	40,061,239	40,416,720	355,481	41,979,236	42,552,518	573,282
	Programmatic Projects	10,793,890	10,331,494	(462,396)	7,265,416	9,331,494	2,066,078
	Overhead and Allocations	(151,116,812)	-145,439,622	5,677,190	(139,789,832)	-155,806,158	(16,016,326)
	Non-Personnel Services	17,457,900	16,696,270	(761,630)	17,823,957	15,749,899	(2,074,058)
	City Grant Program	2,419,528	2,419,528	0	2,369,528	2,374,328	4,800
	Materials & Supplies	3,550,714	3,265,948	(284,766)	4,550,714	4,265,948	(284,766)
	Capital Outlay	37,116,280	37,277,245	160,965	0	3,027,758	3,027,758
	Services Of Other Depts	44,367,388	44,090,319	(277,069)	44,367,388	44,127,967	(239,421)
	Transfers Out	5,423,644	5,423,644	0	5,465,137	5,553,323	88,186
	Intrafund Transfers Out	1,800,588	1,800,588	0	2,300,588	2,300,588	0
	Unappropriated Rev-Designated	993,758	7,480,086	6,486,328	2,399,002	4,847,873	2,448,871
EXPENDITURE		**105,202,288**	**115,296,851**	**10,094,563**	**83,628,996**	**73,352,711**	**(10,276,285)**
REVENUE	Interest & Investment Income	28,484	28,484	0	41,661	41,661	0
	Intergovernmental: State	54,603,545	54,895,376	291,831	21,630,791	22,311,375	680,584
	Charges for Services	18,425,711	17,976,064	(449,647)	14,737,692	16,803,770	2,066,078
	Expenditure Recovery	200,000	200,000	0	200,000	204,800	4,800
	Transfers In	23,410,000	23,410,000	0	24,730,000	24,730,000	0
	IntraFund Transfers In	1,800,588	1,800,588	0	2,300,588	2,300,588	0
	Unappropriated Fund Balance	6,502,068	16,689,678	10,187,610	0	8,535,549	8,535,549
REVENUE		**104,970,396**	**115,000,190**	**10,029,794**	**63,640,732**	**74,927,743**	**11,287,011**
Non-General Fund Support	**Revenue Surplus(Deficit)**	**(231,892)**	**(296,661)**	**(64,769)**	**(19,988,264)**	**1,575,032**	**21,563,296**

BUDGET FORM 1B: Department Budget Summary **FY 2025-26 and FY 2026-27**

DEPARTMENT: SAS Sanitation & Streets

GFS Details

GFS Target Status

FY 2025-26 Reduction Targets	FY 2025-26 Baseline Target	FY 2025-26 Dept Submission	FY 2025-26 Amt Over (Under) Target	FY 2026-27 Reduction Targets	FY 2026-27 Baseline Target	FY 2026-27 Dept Submission	FY 2026-27 Amt Over (Under) Target
0	0	0	0	0	0	0	0
			Target Met				Target Met

NGFS - Self Supporting

Public Works - FY 2025-26 and FY 2026-27 Budget Initiatives

Fund	Priority	Title	Description	Labor Cost Total	Non-Labor Cost Total	FY 2025-26 Cost	FY 2026-27 Cost	Comments
General Fund	1	BUF - **Sunset Boulevard Landscape Maintenance**	To elevate Sunset Boulevard's landscape maintenance, two critical investments are required: (1) connecting its irrigation system to the newly installed recycled water pipeline, and (2) hiring additional staff to provide consistent, year-round care. While one-time funding has temporarily improved conditions, a permanent solution is needed to prevent decline and ensure long-term sustainability. This initiative will not only enhance the boulevard's aesthetics and environmental resilience but also improve public safety by keeping sidewalks clear of debris and overgrowth. With the Sunset Boulevard Master Plan moving forward, securing these resources now is essential to preserving and maximizing this vital public space.	$ 2,736,142	$ 59,340	$ 1,220,221	$ 1,575,261	(3) 3417 Gardeners (2) 7514 General Laborer (1) 7347 Plumber Materials and Supplies - $28,950 (BY) and $30,400 (BY+1)
General Fund	2	BSM - **Inspection Staffing for Swing Shift and Vendor Enforcement**	This initiative is intended to provide Public Works with the staffing and hierarchy needed to fully implement and operate a Swing Shift while minimizing reliance on OT pay to (inconsistently) fill shifts. The vehicles requested have been identified by Public Works and Law Enforcement personnel engaged in vendor enforcement as equipment needed to conduct the challenging work more safely and effectively.	$ 1,234,740	$ 150,000	$ 690,610	$ 694,130	(2) Senior Street Inspector (2) Cargo vans (1) Pickup truck
General Fund	3	SES - **Special Events Staffing and Safety Barricades**	This initiative supports San Francisco Police Department related events that require barricade rentals and Public Works staffing and vehicles used to closeoff streets to create a safer environment for attendees. The initiative adequately funds the services provided to the San Francisco Police Department as it relates to barricade rentals and Public Works staffing.	$ 417,227	$ 594,000	$ 501,736	$ 509,491	(10) 7355 Truck Drivers deployed at approximately 12 SFPD events for safety/street closure (OT COSTS) $297K for barricade rental for an estimated 33 SFPD events
General Fund	4	SES - **Major Business Area Cleaning**	The San Francisco Mayor's Office is requesting street cleaning on Market Street between Embarcadero and Castro St. and on 6th Street between Market St. and Harrison St., as well as in areas in the public right-of-way generally with high levels of tourism and business activity. The Mayor would like to address on-going cleaning stemming from unhoused encampments and drug paraphernalia on public streets which is in need of regularly scheduled cleaning. To accomplish this, street cleaning staff is needed to regularly maintian routes by clearing debris, steam and manual cleaning around encampment sites, and removing graffiti.	$ 7,639,329	$ 819,680	$ 4,164,013	$ 4,294,996	(2) 7215 General Laborer Supervisor I (16) 7514 General Laborer 2 Steamer Trucks - $400K 4 Pick up trucks-1 ton truck dump - $419,680
General Fund	5	BUF - **Street Tree Nursery: Lasting Support for Greening through Workforce Development**	Springboarding from the seed support that built an incredible street tree nursery in SOMA, this initiative permanently funds the Street Tree Nursery positions and the necessary materials and supplies. Thanks to the generous grant support of the California Department of Forestry and Fire Protection plus the CleanCalifornia program within Caltrans, the funding amplified the city's resources to transform a blighted Caltrans parcel in SOMA by installing a secure fence, office and meeting space in innovative shipping containers exclusively powered by solar panels, and a fully functioning plant propagation facility. The purpose of this initiative is to construct the fiscal scaffolding to continue this award-winning facility, fund the staff positions stationed there, and finance the on-site workforce development program.	$ 2,156,837	$ 268,550	$ 1,069,604	$ 137,550	(2) 3428 Nursery Specialist (3) 9916 Public Service Aide - Public Works (1) 8207 Building And Grounds Patrol Officer M&S, workorder support by BSR, equipmen rentals - $131K (BY) $137,550 (BY+1) Following two positions were approved in FY23 budget. (1) 3430 Chief Nursery Specialist (1) 3374 Volunteer/Outreach Coordinator
General Fund	6	SES - **Mission Street Cleaning**	This is a request to apply Public Works' "Clean Corridors" program concept towards weekly cleaning along Mission Street, from Duboce to Cortland. At the request of District 9 Supervisor Jackie Fielder, Public Works generated estimates for these blocks to include graffiti abatement, steam-cleaning of sidewalks, manual block sweeping and litter removal, weed removal, street flushing, and mechanical steaming. With extra attention paid to the 16th and 24th St major intersection areas, this initiative would serve to greatly enhance cleanliness along one of San Francisco's most-travelled thoroughfares.	$ 2,602,357	$ 20,000	$ 1,295,329	$ 1,327,028	6.2 FTEs Total Headcount (14) 7514 General Laborers (2) 7215 General Laborer Supervisor I (1) 7281 Street Environ. Svcs Operations Supervisor (1) 9916 Public Service Aide (2) 7355 Truck Drivers Assumes weekly cleanings - one day for 8 hours x 52 weeks = 6.2 FTEs worth of funding, in addition materials supplies cost of $10,000 annually.
General Fund	7	BSR - **Craft Shop Improvements**	Installation of a new Air Compressor in Building B, Quadra Lift in the Glass Shop, and a Festool Vacuum System for the Carpenter Shop. This equipment will improve worker safety and allow work to be completed more efficiency. The air compressor allows the shops to use pneumatic tools and air powered sprayers. Pneumatic tools are lighter in weight, more durable, and require less maintenance. Air tools are also safer and provide more torque to be used on larger projects. The air compressor is shared by all trades and the current unit is several years old and frequently breaks down. The Quadra Lift will allow the glazers to move large panels of glass with less risk of injury since moving it by hand would require extra manpower. Glazers are often maneuvering glass through hallways and elevators. The festool system limits dust exposure for carpenters and clients working in the field. Wood dust is a known human carcinogen and this hepa system would limit exposure.	$ 0	$ 240,400	$ 240,400	$ 0	Air Compressor Quadra Lift Festool Vacuum System

Public Works - FY 2025-26 and FY 2026-27 Budget Initiatives

Fund	Priority	Title	Description	Labor Cost Total	Non-Labor Cost Total	FY 2025-26 Cost	FY 2026-27 Cost	Comments
General Fund	8	SES - **Specialized Bag and Tag Program**	Establishing a specialized street cleaning unit for bag and tag operations looks to improve performance and efficiency. The bag and tag process looks at identifying, collecting and storing personal property. By creating a dedicated team, staff can focus on assigned grids or routes associated with the bag and tag policy. Currently, the time spent on back and forth travel from the maintenance yard to bag and tag items takes approximately two hours. Funding this initiative will make it possible for 1) greater cleaning of debris and garbage pickup, 2) address street cleaning complaints faster, 3) reduce unnecessary travel time, and 4) improve overall operational effectiveness, which can all lead to improvements to the overall quality of service to the community.	$ 4,038,896	$ 720,000	$ 2,119,073	$ 2,639,823	(1) 0922 Manager I (1) 7281 Street Environ. Svcs Operations Supervisor II (1) 7215 General Laborer Supervisor I (12) 7514 General Laborer (4) Pickup trucks (2) Flatbed trucks
General Fund	9	SES - **Expansion of Private Graffiti Program**	This initiative will support the department in expanding its current graffiti abatement program focused on public properties to include private properties as well. The current opt-in program limits to commerical corridor properties. Nearby visible properties are not eligible. These funds will allow Public Works to abate graffiti on these properties. Currently, the department does not abate graffiti on private property in low-income neighborhoods since recovering revenue from such private property would create inequitable financial hardship. With over 3,000 notices of private graffiti abatement pending, the requests and graffiti in San Francisco neighborhoods continue to increase. Graffiti vandalism can significantly decrease the appeal of the neighborhood and be associated with crime and community safety. Funding to expand graffiti abatement services in our lower income neighborhoods is important because it maintains a clean and pleasing environment and helps prevent the perception of neglect which can attract more vandalism on property.	$ 3,819,665	$ 899,999	$ 2,396,167	$ 2,322,498	(1) 7215 General Laborer Supervisor I (8) 7514 General Laborer $724,000 (BY) - paint equipment (sprayer, mixer, color match), bucket truck, paint, tablets and radios, workorder costs with City Attorney for work on private property $175,000 (BY+1) - paint, City Attorney workorder for consultation
General Fund	10	BSM - **Inspection staffing for newly accepted and emerging development areas**	This initiative is intended to provide the staffing necessary to assume responsibility and provide the regulatory oversight needed for Treasure Island, Yerba Buena Island, Mission Rock, Sunnydale, MIssion Bay, Pier 70, and other development areas upon being accepted for maintenance and repair. The 5207 Associate Engineer would support permit operations, implementation of programs, etc. in newly accepted areas. Senior Street Inspector positions needed for staff oversight, construction oversight and job card sign off, and coordination with contractors, community groups, property owners, etc. It is also intended to add two (2) vehicles to the fleet to be utilized by inspection personnel performing field work.	$ 3,633,166	$ 80,000	$ 1,670,712	$ 2,042,454	(2) 6231 Senior Street Inspector (3) 6230 Street Inspector (1) 5207 Associate Engineer (2) Pickip Trucks
General Fund	11	BSM - **Prop M revenue impact to staffing**	The passage of Proposition M eliminated or reduced various permit fees to support small businesses and economic recovery. While this policy successfully removed financial barriers for businesses, it has also led to an increase in permit applications and administrative workload. This initiative seeks General Fund appropriation for two additional positions to ensure timely processing of permits, maintain service levels, and support financial oversight.	$ 866,820	$ 0	$ 379,468	$ 487,352	(2) 1820 Junior Administrative Analyst
General Fund	12	BSM - **Permit Administrative Support Group**	Create a new group to perform adminstrative permit functions including; intake review, tracking of permit status, referral of permits for review by plan checkers and sister agencies, monitor response times for RFI and referrals, follow up on deliquent items, respond to public inquiries, monitoring emails, updating database, and generating reports, maps and other deliverables. This work is currently performed by the engineers and analyst performing the permit review and it is estimated that 35-40% of their time is spent on administrative work that could be handled by others. Assigning administrative work to lower cost permit technicians frees up plan checkers to spend their time performing technical permit reviews and will reduce overall review times.	$ 1,994,624	$ 0	$ 873,246	$ 1,121,378	(3) 6322 Permit Technician II (1) 1822 Administrative Analyst
General Fund	13	BSM - **Inspection Staff for District and Commercial Inspection Programs**	This initiative is intended to provide BSM with the staffing needed for the District/Commercial Inspection section to respond to complaints directly impacting Public Safety and Economic Recovery within a timely manner, issue notices to the entities responsible for repair, and perform follow-up inspections to ensure deficiencies are timely abated and the number of instances in which the City may be subject to liability for dangerous conditions of public property is limited. It also seeks to add two (2) vehicles necessary for staff to perform field work.	$ 2,232,760	$ 80,000	$ 1,057,537	$ 1,255,223	(1) 6231 Senior Street Inspector (3) 6230 Street Inspector (2) Pickup trucks
General Fund	14	BSM - **Downtown Entertainment Activation Program**	The Greater Downtown Community Benefit District Master Permitting for Entertainment Activation Program legislation makes Public Work responsible for establishing and managing the program, including review of site plans, reviewing programming, coordinating with sister agencies, authorizing the sale of alcohol, conducting ADA reviews and ensuring compliance with the regulations. The legislation provides for a limited fee but it will not cover the cost of running the program. This initiative provides the necessary staff to manage and inspect this underfunded program.	$ 1,695,750	$ 0	$ 742,436	$ 953,314	(1) 1823 Senior Administrative Analyst (1) 1820 Junior Administrative Analyst (1) 6231 Senior Street Inspector
			Initiatives Total	**$ 35,068,313**	**$ 3,931,969**	**$ 18,420,552**	**$ 19,360,498**	

San Francisco Public Works
2025-26 (BY) Budget Initiative
Urban Forestry
Expansion of Sunset Boulevard Landscape Maintenance

Prepared By:	Nicholas Crawford		**Phone Number:**		**Prepared Date:**
SECTION I			**Budget Initiative Summary Information**		
Budget Year	**2025-26 (BY)**				
Bureau/Division	Urban Forestry				
Initiative Request	$ 1,220,221		**One-time or On-going Expenditure**	On-going	
Funding Source	General Fund		**Program**	Urban Forestry	
Initiative Title	Expansion of Sunset Boulevard Landscape Maintenance				
Initiative Description	The Bureau of Urban Forestry seeks funding to address broad public support for expansion of landscape maintenance of Sunset Boulevard.				
Initiative Purpose	The City of San Francisco is connected from north to south via two key greenways on the west side, Park Presidio Boulevard and Sunset Boulevard. Given the positive public feedback on ramped up maintenance of the former greenway mentioned, this initiative uses the resources dedicated to Park Presidio Boulevard maintenance as proxy to estimate the need to bring Sunset Boulevard up to the same standard of care. Despite being three times larger than Park Presidio, Sunset Boulevard is currently being maintained with a far smaller crew. REC deploys 2-3 gardeners to maintain Park Presidio's 20 acres; SFPW would need 7-8 equivalent positions to maintain Sunset's 56 acres. Over the last few years, one time funding opportunities have paid for elevated center median maintenance and for an additional gardener, but no consistent funding source exists for work beyond the baseline crew. Two major changes are needed to establish a higher level of landscape maintenance of Sunset Boulevard: (1) supplying recycled water to use for irrigation, and (2) hiring additional staff for parity. The first has been in motion through a capital project where a high-capacity recycled water pipe parallel to the boulevard was installed, and in 2021, resources from Public Works and the Public Utility Commission were dedicated to connect the boulevard's irrigation to this pipeline. This request closes the final gap needed for landscape care and irrigation line maintenance. This proposal would ensure sufficient ongoing landscape maintenance as the Sunset Boulevard Master Plan advances, including capacity to care for new installations and regularly clear debris and overgrowth on sidewalks.				

SECTION II — **Budget Detail**

A. Labor

Class	Position/Description	Head Count	% of FY	FTE Count	Annual Salary	Annual MFB	2025-26 (BY) Labor Cost	2026-27 (BY+1) Labor Cost	Comments
3417	Gardener	3.00	79%	2.37	$ 230,027	$ 100,251	$ 330,278	$ 435,312	
7514	General Laborer	2.00	79%	1.58	$ 148,139	$ 65,611	$ 213,750	$ 281,762	
7347	Plumber	1.00	79%	0.79	$ 119,198	$ 46,351	$ 165,548	$ 218,036	irrigation work/BBR position and IDS
			79%	-	$ -	$ -	$ -	$ -	
			0%	-	$ -	$ -	$ -	$ -	
			0%	-	$ -	$ -	$ -	$ -	
Labor Sub-Total		**6.00**		**4.74**			**$ 709,577**	**$ 935,110**	
520190	Dept Overhead						298,829	378,264	Estimated
520290	Division Overhead						182,875	231,487	Estimated
Total Labor Cost		**6.00**		**4.74**			**$ 1,191,281**	**$ 1,544,861**	

B. Non-Labor

Account	Description	2025-26 (BY) Non-Labor Cost	2026-27 (BY+1) Non-Labor Cost	Comments
540000	Materials and Supplies (soil, containers, irrigation, etc.)	$ 28,940	$ 30,400	
Total Non-Labor Cost		**$ 28,940**	**$ 30,400**	
Grand Total		**$ 1,220,221**	**$ 1,575,261**	

NOTES:

(1) Cell/Header color-coding: (a) No highlight: calculated data. Do not make entries in these cells; (b) Blue: hard coded data - make entries here; (c) Turquoise: link from within spreadsheet. Do not make entries in these cells.

(2) Initiatives are **due: November 26, 2024**

(3) If this initiative is for new position request, please prepare a strong position justification (use ASO form) in addition to the initiative.

San Francisco Public Works
2025-26 (BY) Budget Initiative
Street Use and Mapping
Inspection Staffing for Swing Shift and Vendor Enforcement

SAN FRANCISCO PUBLIC WORKS

Prepared By:	Michael Lennon		**Phone Number:**	628.271.2128	**Prepared Date:** 11.5.2024

SECTION I — **Budget Initiative Summary Information**

Budget Year	**2025-26 (BY)**		
Bureau/Division	Street Use and Mapping		
Initiative Request	$ 690,610	**One-time or On-going Expenditure**	On-going
Funding Source	General Fund	**Program**	Subdvsn&Mppng
Initiative Title	Inspection Staffing for Swing Shift and Vendor Enforcement		
Initiative Description	The Code Enforcement Division serves as the lead on Sidewalk Vending and is the leading 1 of 3 pillars of the Drug Market Agency Coordination Center (DMACC) operating the City-wide enforcement taskforce. The City-wide, interagency enforcement efforts have been an effective means of addressing street conditions and both the public safety and economic impacts often associated with the unregulated street vending activity. As part of the growing initiative, a swing shift, which will work between the hours of 12:00 p.m. and 9:00 p.m. and reduce reliance on OT pay, is being implemented. An initiative request submitted during the prior budget cycle was supported and one (1) new 6232 Street Inspection Supervisor and five (5) new 6230 Street Inspector positions were approved. However, the two (2) 6231 Senior Street Inspector positions needed to effectively implement a Swing Shift, reduce reliance on OT pay, and enhance the daily interagency enforcement deployments with law enforcement personnel (i.e.., SFPD and Sheriff) intended to improve public safety and street conditions, were not received. As such, this request is being submitted with hopes of securing two (2) Senior Street Inspector positions necessary for implementing the proper Swing Shift hierarchy, and, in turn, enabling Public Works to continue to promote the safe use of public spaces through more economical, ongoing City-wide interagency vendor enforcement deployments.		
Initiative Purpose	This initiative is intended to provide Public Works with the staffing and hierarchy needed to fully implement and operate a Swing Shift while minimizing reliance on OT pay to (inconsistently) fill shifts. The vehicles requested have been identified by Public Works and Law Enforcement personnel engaged in vendor enforcement as equipment needed to conduct the challenging work more safely and effectively.		

SECTION II — **Budget Detail**

A. Labor

Class	Position/Description	Head Count	% of FY	FTE Count	Annual Salary	Annual MFB	2025-26 (BY) Labor Cost	2026-27 (BY+1) Labor Cost	Comments
6231	Senior Street Inspector	2.00	79%	1.58	$ 225,348	$ 84,788	$ 310,135	$ 402,390	
			79%	-	$ -	$ -	$ -	$ -	
			79%	-	$ -	$ -	$ -	$ -	
			79%	-	$ -	$ -	$ -	$ -	
			0%	-	$ -	$ -	$ -	$ -	
			0%	-	$ -	$ -	$ -	$ -	
Labor Sub-Total		**2.00**		**1.58**			**$ 310,135**	**$ 402,390**	
520190	Dept Overhead						124,208	157,225	Estimated
520290	Division Overhead						106,267	134,515	Estimated
Total Labor Cost		**2.00**		**1.58**			**$ 540,610**	**$ 694,130**	

B. Non-Labor

Account	Description	2025-26 (BY) Non-Labor Cost	2026-27 (BY+1) Non-Labor Cost	Comments
Overhead	Two (2) Cargo Vans with rear passenger seats to be used by Field Staff performing interagency sidewalk vendor enforcement.	$ 100,000		
Overhead	One (1) Pickup Truck with Liftgate and Strobe Lights to be used by Field Staff performing interagency sidewalk vendor enforcement.	$ 50,000		
Total Non-Labor Cost		**$ 150,000**	**$ -**	
Grand Total		**$ 690,610**	**$ 694,130**	

San Francisco Public Works
2025-26 (BY) Budget Initiative
Street Environmental Services
Special Events Staffing and Police Barricades

SAN FRANCISCO PUBLIC WORKS

Prepared By:	Lorena Guadiana		**Phone Number:**		**Prepared Date:** 1/25/2025
SECTION I			**Budget Initiative Summary Information**		
Budget Year	**2025-26 (BY)**				
Bureau/Division	Street Environmental Services				
Initiative Request	$ 501,736		**One-time or On-going Expenditure**	On-going	
Funding Source	General Fund		**Program**	Other	
Initiative Title	Special Events Staffing and Police Barricades				
Initiative Description	This initiative supports San Francisco Police Department related events that require barricade rentals and Public Works staffing and vehicles used to closeoff streets to create a safer environment for event attendees.				
Initiative Purpose	To adequately fund the services provided to the San Francisco Police Department as it relates to barricade rentals and Public Works staffing.				

SECTION II — **Budget Detail**

A. Labor

Class	Position/Description	Head Count	% of FY	FTE Count	Annual Salary	Annual MFB	2025-26 (BY) Labor Cost	2026-27 (BY+1) Labor Cost	Comments
7355	Truck Driver	10.00	100%	10.00	83,292	35,466	$ 118,758	$ 123,256	Costing for 10 Truck Drivers at 8 hrs for 12 of 33 Police Department events requiring street blocking. Truck Drivers are staged in those vehicles to close off traffic to provide additional safety during events.
				-	-	-	$ -	$ -	
Labor Sub-Total		**10.00**		**10.00**			**$ 118,758**	**$ 123,256**	
520190	Dept Overhead						65,779	68,271	Estimated
520290	Division Overhead						20,199	20,964	Estimated
Total Labor Cost		**10.00**		**10.00**			**$ 204,736**	**$ 212,491**	

B. Non-Labor

Account	Description	2025-26 (BY) Non-Labor Cost	2026-27 (BY+1) Non-Labor Cost	Comments
531990	Other Equipment Rentals (Barricade Rental Cost)	$ 297,000	$ 297,000	Total of 33 SFPD events and barricade rental costing is average $9,000 for each event.
Total Non-Labor Cost		**$ 297,000**	**$ 297,000**	
Grand Total		**$ 501,736**	**$ 509,491**	

NOTES:

(1) Cell/Header color-coding: (a) No highlight: calculated data. Do not make entries in these cells; (b) Blue: hard coded data - make entries here; (c) Turquoise: link from within spreadsheet. Do not make entries in these cells.

(2) Initiatives are **due: November 26, 2024**

(3) If this initiative is for new position request, please prepare a strong position justification (use ASO form) in addition to the initiative.

San Francisco Public Works
2025-26 (BY) Budget Initiative
Street Environmental Services
Street Cleaning of Major Business Corridors

SAN FRANCISCO PUBLIC WORKS

Prepared By:	Mary Ngwe		**Phone Number:**	415-695-2167	**Prepared Date:** 1/22/2025

SECTION I — **Budget Initiative Summary Information**

Budget Year	**2025-26 (BY)**			
Bureau/Division	Street Environmental Services			
Initiative Request	$ 4,164,013	**One-time or On-going Expenditure**		3 year Pilot
Funding Source	General Fund	**Program**	Other	Manual and Steam Cleaning
Initiative Title	Street Cleaning of Major Business Corridors			
Initiative Description	Routine street cleaning in siginificant business areas of San Francisco where tourism is prominent and in areas in the public right-of-way.			
Initiative Purpose	The San Francisco Mayor's Office is requesting street cleaning on Market Street between Embarcadero and Castro St. and on 6th Street between Market St. and Harrison St., as well as in areas in the public right-of-way generally with high levels of tourism and business activity. The Mayor would like to address on-going cleaning stemming from unhoused encampments and drug paraphernalia on public streets which is in need of regularly scheduled cleaning. To accomplish this, street cleaning staff is needed to regularly maintian routes by clearing debris, steam and manual cleaning around encampment sites, and removing graffiti.			

SECTION II — **Budget Detail**

A. Labor

Class	Position/Description	Head Count	% of FY	FTE Count	Annual Salary	Annual MFB	2025-26 (BY) Labor Cost	2026-27 (BY+1) Labor Cost	Comments
7215	General Laborer Supervisor I	2.00	79%	1.58	$ 167,197	$ 70,244	$ 237,441	$ 308,072	New staff request
7514	General Laborer	16.00	79%	12.64	$ 1,184,962	$ 526,152	$ 1,711,115	$ 2,220,117	New staff request
			0%	-	$ -	$ -	$ -	$ -	
			0%	-	$ -	$ -	$ -	$ -	
			0%	-	$ -	$ -	$ -	$ -	
			0%	-	$ -	$ -	$ -	$ -	
Labor Sub-Total		**18.00**		**14.22**			**$ 1,948,555**	**$ 2,528,189**	
520190	Dept Overhead						1,067,865	1,351,728	Estimated
520290	Division Overhead						327,912	415,079	Estimated
Total Labor Cost		**18.00**		**14.22**			**$ 3,344,333**	**$ 4,294,996**	

B. Non-Labor

Account	Description	2025-26 (BY) Non-Labor Cost	2026-27 (BY+1) Non-Labor Cost	Comments
5600	2 Steamer Trucks	$ 400,000		
	4 Pick-Up Trucks-1 ton Truck Dump	$ 419,680		
Total Non-Labor Cost		**$ 819,680**	$ -	

Grand Total	**$ 4,164,013**	**$ 4,294,996**

NOTES:

(1) Cell/Header color-coding: (a) No highlight: calculated data. Do not make entries in these cells; (b) Blue: hard coded data - make entries here; (c) Turquoise: link from within spreadsheet. Do not make entries in these cells.

(2) Initiatives are **due: November 26, 2024**

(3) If this initiative is for new position request, please prepare a strong position justification (use ASO form) in addition to the initiative.

San Francisco Public Works
2025-26 (BY) Budget Initiative
Urban Forestry
Street Tree Nursery: Lasting Support for Greening through Workforce Development

SAN FRANCISCO PUBLIC WORKS

Prepared By:	Nicholas Crawford		**Phone Number:**	415-695-2103	**Prepared Date:** 1/8/2025

SECTION I — **Budget Initiative Summary Information**

Budget Year	**2025-26 (BY)**		
Bureau/Division	Urban Forestry		
Initiative Request	$ 1,069,604	**One-time or On-going Expenditure**	On-going
Funding Source	General Fund	**Program**	Urban Forestry
Initiative Title	Street Tree Nursery: Lasting Support for Greening through Workforce Development		
Initiative Description	Springboarding from the seed support that built an incredible street tree nursery in SOMA, this initiative permanently funds the Street Tree Nursery positions and the necessary materials and supplies.		
Initiative Purpose	Thanks to the generous grant support of the California Department of Forestry and Fire Protection and the CleanCalifornia program with Caltrans, the funding amplified the city's resources to transform a blighted Caltrans parcel in South of Market (SOMA) by installing a secure fence, office and meeting space in innovative shipping containers exclusively powered by solar panels, and a fully functioning plant propagation facility. The purpose of this initiative is to construct the fiscal scaffolding to continue this award-winning facility, fund the staff positions stationed there, and finance the on-site workforce development program. A Chief Nursery Specialist and a Volunteer Outreach Coordinator was funded in a prior year budget.		

SECTION II — **Budget Detail**

A. Labor

Class	Position/Description	Head Count	% of FY	FTE Count	Annual Salary	Annual MFB	2025-26 (BY) Labor Cost	2026-27 (BY+1) Labor Cost	Comments
3428	Nursery Specialist	2.00	79%	1.58	$ 180,937	$ 73,301	$ 254,238	$ 334,914	Proposed positions
9916	Public Service Aide - Public Works	3.00	79%	2.37	$ 129,030	$ 78,435	$ 207,465	$ 274,101	Proposed positions
8207	Building And Grounds Patrol Officer	1.00	79%	0.79	$ 73,201	$ 32,597	$ 105,798	$ 139,467	Proposed position to replace contractor
			0%	-	$ -	$ -	$ -	$ -	
Labor Sub-Total		**6.00**		**4.74**			**$ 567,501**	**$ 748,482**	
520190	Dept Overhead						230,217	291,414	Estimated
520290	Division Overhead						140,886	178,337	Estimated
Total Labor Cost		**6.00**		**4.74**			**$ 938,604**	**$ 1,218,233**	

B. Non-Labor

Account	Description	2025-26 (BY) Non-Labor Cost	2026-27 (BY+1) Non-Labor Cost	Comments
	Volunteer event materials and supplies such as vests, gloves, overshoes, signage, and flyers	$ 25,000	$ 26,250	
	Work order support for Bureau of Building and Street Repair to maintain fence, gates, irrigation, solar, etc	$ 70,000	$ 73,500	
	Site landscaping, gravel base maintenance	$ 6,000	$ 6,300	
	Equipment rentals for on-site nursery material transportation	$ 30,000	$ 31,500	
Total Non-Labor Cost		**$ 131,000**	**$ 137,550**	
Grand Total		**$ 1,069,604**	**$ 1,355,783**	

NOTES:

(1) Cell/Header color-coding: (a) No highlight: calculated data. Do not make entries in these cells; (b) Blue: hard coded data - make entries here; (c) Turquoise: link from within spreadsheet. Do not make entries in these cells.

(2) Initiatives are **due: November 26, 2024**

(3) If this initiative is for new position request, please prepare a strong position justification (use ASO form) in addition to the initiative.

San Francisco Public Works
2025-26 (BY) Budget Initiative/Reduction Proposal
Street Environmental Services
Deep-cleaning Mission Street

SAN FRANCISCO PUBLIC WORKS

Prepared By:	Ian Schneider		**Phone Number:**	415-760-1920	**Prepared Date:** 2/20/2024

SECTION I — Budget Initiative Summary Information

Budget Year	**2025-26 (BY)**		
Bureau/Division	Street Environmental Services		
Initiative Request	$ 1,295,329	**One-time or On-going Expenditure**	On-going
Funding Source	General Fund	**Program**	Illegal Dumping
Initiative Title	Deep-cleaning Mission Street		
Initiative Description	This is a request to apply Public Works' "Clean Corridors" program concept towards weekly cleaning along Mission Street, from Duboce to Cortland. At the request of District 9 Supervisor Jackie Fielder, Public Works generated estimates for these blocks to include graffiti abatement, steam-cleaning of sidewalks, manual block sweeping and litter removal, weed removal, street flushing, and mechanical steaming. With extra attention paid to the 16th and 24th St major intersection areas, this initiative would serve to greatly enhance cleanliness along one of San Francisco's most-travelled thoroughfares.		
Initiative Purpose	Enhance cleanliness along Mission Street.		

SECTION II — Budget Detail

A. Labor

Class	Position/Description	Head Count	% of FY	FTE Count	Annual Salary	Annual MFB	2025-26 (BY) Labor Cost	2026-27 (BY+1) Labor Cost	Comments
7514	General Laborer	14.00	20%	2.80	$ 262,525	$ 116,273	$ 378,798	$ 394,467	
7215	General Laborer Supervisor I	2.00	20%	0.40	$ 42,320	$ 17,740	$ 60,060	$ 62,518	
7281	Street Environmental Svcs Operations Supervisor	1.00	20%	0.20	$ 28,525	$ 10,597	$ 39,121	$ 40,688	
9916	Public Service Aide - Public Works	12.00	20%	2.40	$ 130,663	$ 79,428	$ 210,091	$ 219,281	
7355	Truck Driver	2.00	20%	0.40	$ 48,124	$ 20,456	$ 68,580	$ 71,396	
			0%	-	$ -	$ -	$ -	$ -	
Labor Sub-Total		**31.00**		**6.20**			**$ 756,651**	**$ 788,349**	
520190	Dept Overhead						404,475	404,475	Estimated
520290	Division Overhead						124,203	124,203	Estimated
Total Labor Cost		**31.00**		**6.20**			**$ 1,285,329**	**$ 1,317,028**	

B. Non-Labor

Account	Description	2025-26 (BY) Non-Labor Cost	2026-27 (BY+1) Non-Labor Cost	Comments
Various	Materials costs: Trash bags, gloves, caution tape, jumpsuits, disinfectant	$ 10,000	$ 10,000	
Total Non-Labor Cost		**$ 10,000**	**$ 10,000**	

Grand Total	**$ 1,295,329**	**$ 1,327,028**

NOTES:

(1) Cell/Header color-coding: (a) No highlight: calculated data. Do not make entries in these cells; (b) Blue: hard coded data - make entries here; (c) Turquoise: link from within spreadsheet. Do not make entries in these cells.

(2) Initiatives are **due: November 26, 2024**

(3) If this initiative is for new position request, please prepare a strong position justification (use ASO form) in addition to the initiative.

San Francisco Public Works
2025-26 (BY) Budget Initiative
Building & Street Repair
Craft Shop Improvements

SAN FRANCISCO PUBLIC WORKS

Prepared By:	Phillip Kong for Maura Wayne		**Phone Number:**		**Prepared Date:** 1/17/2025
SECTION I			**Budget Initiative Summary Information**		
Budget Year	**2025-26 (BY)**				
Bureau/Division	Building & Street Repair				
Initiative Request	$ 240,400		**One-time or On-going Expenditure**	One-time	
Funding Source	General Fund		**Program**	Other	Operations Yard
Initiative Title	Craft Shop Improvements				
Initiative Description	Installation of a new Air Compressor in Building B, Quadra Lift in the Glass Shop, and a Festool Vacuum System for the Carpenter Shop.				
Initiative Purpose	This equipment will improve worker safety and allow work to be completed more efficiency. The air compressor allows the shops to use pneumatic tools and air powered sprayers. Pneumatic tools are lighter in weight, more durable, and require less maintenance. Air tools are also safer and provide more torque to be used on larger projects. The air compressor is shared by all trades and the current unit is several years old and frequently breaks down. The Quadra Lift will allow the glazers to move large panels of glass with less risk of injury since moving it by hand would require extra manpower. Glazers are often maneuvering glass through hallways and elevators. The festool system limits dust exposure for carpenters and clients working in the field. Wood dust is a known human carcinogen and this hepa system would limit exposure.				

SECTION II — **Budget Detail**

A. Labor

Class	Position/Description	Head Count	% of FY	FTE Count	Annual Salary	Annual MFB	2025-26 (BY) Labor Cost	2026-27 (BY+1) Labor Cost	Comments
			79%	-	$ -	$ -	$ -	$ -	
			79%	-	$ -	$ -	$ -	$ -	
			79%	-	$ -	$ -	$ -	$ -	
			79%	-	$ -	$ -	$ -	$ -	
			0%	-	$ -	$ -	$ -	$ -	
			0%	-	$ -	$ -	$ -	$ -	
Labor Sub-Total		-		-			**$ -**	**$ -**	
520190	Dept Overhead						-	#DIV/0!	Estimated
520290	Division Overhead						-	#DIV/0!	Estimated
Total Labor Cost		-		-			**$ -**	**#DIV/0!**	

B. Non-Labor

Account	Description	2025-26 (BY) Non-Labor Cost	2026-27 (BY+1) Non-Labor Cost	Comments
560000	Equipment Purchases	$ 201,400		Air Compressor
560000	Equipment Purchases	$ 25,000		Quadra Lift
560000	Equipment Purchases	$ 14,000		Festool Vacuum System
Total Non-Labor Cost		**$ 240,400**	**$ -**	
Grand Total		**$ 240,400**	**#DIV/0!**	

San Francisco Public Works
2025-26 (BY) Budget Initiative
Street Environmental Services
Specialized Bag and Tag Special Unit Program

Prepared By:	Mary Ngwe		**Phone Number:**	415-613-0942	**Prepared Date:** 1/21/2025

SECTION I — **Budget Initiative Summary Information**

Budget Year	**2025-26 (BY)**		
Bureau/Division	Street Environmental Services		
Initiative Request	$ 2,119,073	**One-time or On-going Expenditure**	On-going
Funding Source	General Fund	**Program**	Other
Initiative Title	Specialized Bag and Tag Special Unit Program		
Initiative Description	Create a special unit which can specialize and focus on bag and tag policy.		
Initiative Purpose	Establishing a specialized street cleaning unit for bag and tag operations looks to improve performance and efficiency. The bag and tag process looks at identifying, collecting and storing personal property. By creating a dedicated team, staff can focus on assigned grids or routes associated with the bag and tag policy. Currently, the time spent on back and forth travel from the maintenance yard to bag and tag items takes approximately two hours. Funding this initiative will make it possible for 1) greater cleaning of debris and garbage pickup, 2) address street cleaning complaints faster, 3) reduce unnecessary travel time, and 4) improve overall operational effectiveness, which can all lead to improvements to the overall quality of service to the community.		

SECTION II — **Budget Detail**

A. Labor

Class	Position/Description	Head Count	% of FY	FTE Count	Annual Salary	Annual MFB	2025-26 (BY) Labor Cost	2026-27 (BY+1) Labor Cost	Comments
7281	Street Environmental Svcs Operations Supervisor	1.00	79%	0.79	$ 112,672	$ 41,857	$ 154,530	$ 203,438	New staff request
7215	General Laborer Supervisor I	1.00	79%	0.79	$ 83,583	$ 35,037	$ 118,619	$ 156,296	New staff request
7514	General Laborer	7.00	79%	5.53	$ 518,487	$ 229,639	$ 748,126	$ 986,167	New staff request
			0%	-	$ -	$ -	$ -	$ -	
			0%	-	$ -	$ -	$ -	$ -	
Labor Sub-Total		**9.00**		**7.11**			**$ 1,021,275**	**$ 1,345,901**	
520190	Dept Overhead						564,466	714,514	Estimated
520290	Division Overhead						173,332	219,408	Estimated
Total Labor Cost		**9.00**		**7.11**			**$ 1,759,073**	**$ 2,279,823**	

B. Non-Labor

Account	Description	2025-26 (BY) Non-Labor Cost	2026-27 (BY+1) Non-Labor Cost	Comments
56000	Equipment Purchases (four pick-up trucks)	$ 200,000	$ 200,000	
56000	Equipment Purchases (two flat beds)	$ 160,000	$ 160,000	
Total Non-Labor Cost		**$ 360,000**	**$ 360,000**	
Grand Total		**$ 2,119,073**	**$ 2,639,823**	

NOTES:

(1) Cell/Header color-coding: (a) No highlight: calculated data. Do not make entries in these cells; (b) Blue: hard coded data - make entries here; (c) Turquoise: link from within spreadsheet. Do not make entries in these cells.

(2) Initiatives are **due: November 26, 2024**

(3) If this initiative is for new position request, please prepare a strong position justification (use ASO form) in addition to the initiative.

San Francisco Public Works
2025-26 (BY) Budget Initiative
Street Environmental Services
Expansion of the Private Graffiti Abatement Program

SAN FRANCISCO PUBLIC WORKS

Prepared By:	Mary Ngwe	**Phone Number:**		**Prepared Date:** 1/6/2025

SECTION I	**Budget Initiative Summary Information**		
Budget Year	**2025-26 (BY)**		
Bureau/Division	Street Environmental Services		
Initiative Request	$ 2,396,167	**One-time or On-going Expenditure**	On-going
Funding Source	General Fund	**Program**	Graffiti Abatement
Initiative Title	Expansion of the Private Graffiti Abatement Program		
Initiative Description	This initiative is for the Private Graffiti Team to cover costs associated with the removal of graffiti from private property in low-income neighborhoods.		
Initiative Purpose	This initiative will support the department in expanding its current graffiti abatement program focused on public properties to include private properties as well. Currently, the department does not abate graffiti on private property in low-income neighborhoods since recovering revenue from such private property would create inequitable financial hardship. With over 3,000 notices of private graffiti abatement pending, the requests and graffiti in San Francisco neighborhoods continue to increase. Graffiti vandalism can significantly decrease the appeal of the neighborhood and be associated with crime and community safety. Funding to expand graffiti abatement services in our lower income neighborhoods is important because it maintains a clean and pleasing environment and helps prevent the perception of neglect which can attract more vandalism on property.		

SECTION II — **Budget Detail**

A. Labor

Class	Position/Description	Head Count	% of FY	FTE Count	Annual Salary	Annual MFB	2025-26 (BY) Labor Cost	2026-27 (BY+1) Labor Cost	Comments
7215	General Laborer Supervisor I	1.00	79%	0.79	$ 83,599	$ 35,122	$ 118,720	$ 154,036	New staff request
7514	General Laborer	8.00	79%	6.32	$ 592,481	$ 263,076	$ 855,557	$ 1,110,059	New staff request
			0%	-	$ -	$ -	$ -	$ -	
			0%	-	$ -	$ -	$ -	$ -	
			0%	-	$ -	$ -	$ -	$ -	
			0%	-	$ -	$ -	$ -	$ -	
Labor Sub-Total		**9.00**		**7.11**			**$ 974,278**	**$ 1,264,095**	
520190	Dept Overhead						533,933	675,864	Estimated
520290	Division Overhead						163,956	207,539	Estimated
Total Labor Cost		**9.00**		**7.11**			**$ 1,672,167**	**$ 2,147,498**	

B. Non-Labor

Account	Description	2025-26 (BY) Non-Labor Cost	2026-27 (BY+1) Non-Labor Cost	Comments
56000	Paint related equipment: 1) Color matching equipment, 2) paint sprayer, 3) paint mixer, 4) paint tint-shaker	$ 380,000		
56000	One Bucket Truck	$ 185,000		
54000	Painting Materials and Supplies	$ 100,000	$ 100,000	
54000	Tablets and Radios	$ 9,000		
581270	City Attorney - Consulation for work on Private Property	$ 50,000	$ 75,000	
Total Non-Labor Cost		**$ 724,000**	**$ 175,000**	
Grand Total		**$ 2,396,167**	**$ 2,322,498**	

NOTES:

(1) Cell/Header color-coding: (a) No highlight: calculated data. Do not make entries in these cells; (b) Blue: hard coded data - make entries here; (c) Turquoise: link from within spreadsheet. Do not make entries in these cells.

(2) Initiatives are **due: November 26, 2024**

(3) If this initiative is for new position request, please prepare a strong position justification (use ASO form) in addition to the initiative.

San Francisco Public Works
2025-26 (BY) Budget Initiative
Street Use and Mapping
Inspection Staffing for Newly Accepted and Emerging Development Areas - Treasure Island, Yerba Buena Island, Mission Rock, Sunnydale, Mission Bay, etc.

SAN FRANCISCO PUBLIC WORKS

Prepared By:	Michael Lennon		**Phone Number:**	628.271.2128	**Prepared Date:** 11.5.2024

SECTION I — Budget Initiative Summary Information

Budget Year	**2025-26 (BY)**		
Bureau/Division	Street Use and Mapping		
Initiative Request	$ 1,670,712	**One-time or On-going Expenditure**	On-going
Funding Source	IDS Fund	**Program**	Subdvsn&Mppng
Initiative Title	Inspection Staffing for Newly Accepted and Emerging Development Areas - Treasure Island, Yerba Buena Island, Mission Rock, Sunnydale, Mission Bay, etc.		

Initiative Description

The City Development Taskforce has exclusive jurisdiction and control over all aspects of the development areas and works directly with developers, contractors, City entities, and other stakeholders for years on planning, permitting, inspecting, and otherwise ensuring new construction satisfies City-standards. Once Taskforce considers certain work to have been satisfactorily completed, they introduce legislation seeking to accept the street segments for ongoing maintenance and repair, which, upon passage, results in regulatory oversight shifting to the Code Enforcement Division. As the street segments are accepted, Code Enforcement personnel are expected to assume responsibility for permitting and inspection services. Historically, the timing and scope of street acceptances involving the Taskforce haven't been meaningfully communicated, which has and continues to result in the expansion of Code Enforcement jurisdiction without being provided the resources necessary to take on additional work. In the recent past, street segments on Treasure Island and Yerba Buena Island have been accepted, and some issues were encountered with oversight being transferred to Code Enforcement and expanding our jurisdiction without any accompanying resources. The demands for inspection services in newly accepted areas of the City are expected to continue as more segments of Treasure Island, Yerba Buena Island, Sunnydale, Mission Rock, Pier 70, etc. that have never been under Public Works, Code Enforcement jurisdiction are accepted for maintenance. Additional staff are required to meet current demand for services as well as to meet future requirements.

The requests are directly related to Public Safety as the Code Enforcement Division will be tasked with providing regulatory oversight of vertical developments impacting the public right-of-way, utility work, and investigating complaints and working to bring about resolution to complaints involving dangerous conditions of public property. The requests also impact economic recovery and growth in the newly accepted areas as responsibility for oversight of permitting and inspection of commercial use and occupancy will also be handled by the Code Enforcement Division. The Senior Inspector positions are needed to provide a second-level of authority and point of escalation for matters unable to be resolved at the staff level.

Initiative Purpose

This initiative is intended to provide the staffing necessary to assume responsibility and provide the regulatory oversight needed for Treasure Island, Yerba Buena Island, Mission Rock, Sunnydale, Mission Bay, Pier 70, and other development areas upon being accepted for maintenance and repair. The 5207 Associate Engineer would support permit operations, implementation of programs, etc. in newly accepted areas. Senior Street Inspector positions needed for staff oversight, construction oversight and job card sign off, and coordination with contractors, community groups, property owners, etc. It is also intended to add two (2) vehicles to the fleet to be utilized by inspection personnel performing field work.

SECTION II — Budget Detail

A. Labor

Class	Position/Description	Head Count	% of FY	FTE Count	Annual Salary	Annual MFB	2025-26 (BY) Labor Cost	2026-27 (BY+1) Labor Cost	Comments
6231	Senior Street Inspector	2.00	79%	1.58	$ 225,348	$ 84,788	$ 310,135	$ 402,390	
6230	Street Inspector	3.00	79%	2.37	$ 292,088	$ 116,410	$ 408,498	$ 530,013	
5207	Associate Engineer	1.00	79%	0.79	$ 145,130	$ 49,308	$ 194,438	$ 252,277	
			79%	-	$ -	$ -	$ -	$ -	
			0%	-	$ -	$ -	$ -	$ -	
			0%	-	$ -	$ -	$ -	$ -	
Labor Sub-Total		**6.00**		**4.74**			**$ 913,071**	**$ 1,184,681**	
520190	Dept Overhead						365,196	462,273	Estimated
520290	Division Overhead						312,445	395,500	Estimated
Total Labor Cost		**6.00**		**4.74**			**$ 1,590,712**	**$ 2,042,454**	

B. Non-Labor

Account	Description	2025-26 (BY) Non-Labor Cost	2026-27 (BY+1) Non-Labor Cost	Comments
Overhead	Two (2) Pickup Trucks for Field Staff who will be providing inspection services.	$ 80,000		
Total Non-Labor Cost		**$ 80,000**	**$ -**	

Grand Total	**$ 1,670,712**	**$ 2,042,454**

San Francisco Public Works
2025-26 (BY) Budget Initiative
Street Use and Mapping
Additional Staffing Due to Prop M Implementation

SAN FRANCISCO PUBLIC WORKS

Prepared By:	Jennifer Marquez		**Phone Number:**	628.271.3124	**Prepared Date:** 2.4.25

SECTION I — **Budget Initiative Summary Information**

Budget Year	**2025-26 (BY)**		
Bureau/Division	Street Use and Mapping		
Initiative Request	$ 379,468	**One-time or On-going Expenditure**	On-going
Funding Source	General Fund	**Program**	Subdvsn&Mppng
Initiative Title	Additional Staffing Due to Prop M Implementation		

Initiative Description

Proposition M eliminated or reduced fees for permits related to Mobile Food Facilities, Tables and Chairs, Merchandise Display, Shared Spaces, and other regulatory services. Historically, these fees provided a stable revenue stream that supported the operations of permitting, inspections, and compliance services.The fee study conducted by NBS confirms that these fees were not at full cost recovery prior to elimination, meaning the General Fund had already been subsidizing a portion of the costs. Without additional appropriations, the department faces a funding gap, which could impact the ability to process permits, conduct inspections, and maintain compliance functions.

Based on early projections, a 20-30% increase in permit applications is anticipated. Additional processing time and compliance work are required due to higher volumes of new applicants taking advantage of waived fees. Without these positions, the existing team may face backlogs, delayed approvals, and decreased efficiency. Small businesses may experience longer wait times for approvals, contradicting Prop M's goal of making permits more accessible.

Initiative Purpose

The passage of Proposition M eliminated or reduced various permit fees to support small businesses and economic recovery. While this policy successfully removed financial barriers for businesses, it has also led to an increase in permit applications and administrative workload. This initiative seeks General Fund appropriation for two additional positions to ensure timely processing of permits, maintain service levels, and support financial oversight.

SECTION II — **Budget Detail**

A. Labor

Class	Position/Description	Head Count	% of FY	FTE Count	Annual Salary	Annual MFB	2025-26 (BY) Labor Cost	2026-27 (BY+1) Labor Cost	Comments
1820	Junior Administrative Analyst	2.00	79%	1.58	$ 154,363	$ 67,231	$ 221,593	$ 287,510	
			79%		$ -	$ -	$ -	$ -	
			79%	-	$ -	$ -	$ -	$ -	
			79%	-	$ -	$ -	$ -	$ -	
			0%	-	$ -	$ -	$ -	$ -	
			0%	-	$ -	$ -	$ -	$ -	
Labor Sub-Total		**2.00**		**1.58**			**$ 221,593**	**$ 287,510**	
520190	Dept Overhead						85,082	107,699	Estimated
520290	Division Overhead						72,793	92,142	Estimated
Total Labor Cost		**2.00**		**1.58**			**$ 379,468**	**$ 487,352**	

B. Non-Labor

Account	Description	2025-26 (BY) Non-Labor Cost	2026-27 (BY+1) Non-Labor Cost	Comments
Total Non-Labor Cost		$ -	$ -	
Grand Total		**$ 379,468**	**$ 487,352**	

San Francisco Public Works
2025-26 (BY) Budget Initiative
Street Use and Mapping
Permit Administrative Support Group

SAN FRANCISCO PUBLIC WORKS

Prepared By:	Bernard Tse		**Phone Number:**	628-271-2033	**Prepared Date:** 11/7/2024

SECTION I	**Budget Initiative Summary Information**			
Budget Year	**2025-26 (BY)**			
Bureau/Division	Street Use and Mapping			
Initiative Request	$ 873,246	**One-time or On-going Expenditure**	On-going	
Funding Source	Other	**50% GF / 50% IDS**	**Program**	Permitting
Initiative Title	Permit Administrative Support Group			
Initiative Description	Create a new group to perform administrative permit functions including; intake review, tracking of permit status, referral of permits for review by plan checkers and sister agencies, monitor response times for RFI and referrals, follow up on delinquent items, respond to public inquiries, monitoring emails, updating database, and generating reports, maps and other deliverables. This work is currently performed by the engineers and analyst performing the permit review and it is estimated that 35-40% of their time is spent on administrative work that could be handled by others. Assigning administrative work to lower cost permit technicians frees up plan checkers to spend their time performing technical permit reviews and will reduce overall review times.			
Initiative Purpose	Decrease permit review times by having non-technical staff handle administrative work associated with permit reviews. By hiring the correct classification of staff and centralizing permit administrative functions the permit reviews can be done more efficiently and at a lower cost.			

SECTION II — **Budget Detail**

A. Labor

Class	Position/Description	Head Count	% of FY	FTE Count	Annual Salary	Annual MFB	2025-26 (BY) Labor Cost	2026-27 (BY+1) Labor Cost	Comments
6322	Permit Technician II	3.00	79%	2.37	$ 257,868	$ 107,020	$ 364,888	$ 473,430	
1822	Administrative Analyst	1.00	79%	0.79	$ 101,498	$ 39,318	$ 140,816	$ 182,704	
			79%	-	$ -	$ -	$ -	$ -	
			79%	-	$ -	$ -	$ -	$ -	
			0%	-	$ -	$ -	$ -	$ -	
			0%	-	$ -	$ -	$ -	$ -	
Labor Sub-Total		**4.00**		**3.16**			**$ 505,703**	**$ 656,134**	
520190	Dept Overhead						198,077	250,730	Estimated
520290	Division Overhead						169,466	214,513	Estimated
Total Labor Cost		**4.00**		**3.16**			**$ 873,246**	**$ 1,121,378**	

B. Non-Labor

Account	Description	2025-26 (BY) Non-Labor Cost	2026-27 (BY+1) Non-Labor Cost	Comments
Total Non-Labor Cost		$ -	$ -	

Grand Total		**$ 873,246**	**$ 1,121,378**

San Francisco Public Works
2025-26 (BY) Budget Initiative
Street Use and Mapping
Inspection Staffing for District and Commercial Inspection Programs

SAN FRANCISCO PUBLIC WORKS

Prepared By:	Michael Lennon		**Phone Number:**	628.271.2128	**Prepared Date:** 11.5.2024

SECTION I — **Budget Initiative Summary Information**

Budget Year	**2025-26 (BY)**		
Bureau/Division	Street Use and Mapping		
Initiative Request	$ 1,057,537	**One-time or On-going Expenditure**	On-going
Funding Source	General Fund	**Program**	Subdvsn&Mppng
Initiative Title	Inspection Staffing for District and Commercial Inspection Programs		

Initiative Description

The Bureau of Street-use and Mapping, District/Commercial Inspection section is tasked with responding to upwards of 1,000 complaints each month and performing field inspections to determine if the deficiencies reported exist, and, if so, endeavoring to ascertain the entity or entities responsible for repair and notifying them of the need to abate identified deficiencies within a specified period of time. The District/Commercial Inspection section is responsible for responding to a wide variety of issues directly impacting Public Safety and Economic Recovery - e.g., ADA Accessibility Items, Sidewalk Defects, Roadway Defects, Unaccepted Streets, Private Property Encroachments, Display Merchandise, Cafe Tables and Chairs, Shared Spaces, Mobile Food Facilities, Sidewalk Vending, Special Events, etc. - and are currently unable to keep up as the volume of work continues to increase. The temporary support received from inspectors in other sections dissipated as staff returned their focus to programs to which they were dedicated pre-pandemic. Specifically, the District/Commercial Inspection section was able to stay afloat and respond to complaints and take first action to resolve identified right-of-way deficiencies within 3-5 business days more than 90% of the time for the 18-month period preceding July 2024 by relying on staff assigned to the Sidewalk Inspection and Repair Program (SIRP) and Accelerated Sidewalk Abatement Program (ASAP), which were dormant since the COVID-19 Pandemic. But, staff needed to refocus on preparing work packages and relaunching SIRP beginning in July 2024, and the loss of support resulted in less than 50% of incoming complaints being responded to within the 3-5 business day service level agreements between July 1, 2024 and November 1, 2024. The backlog of open complaints has also increased by nearly 15% within that same time period. The statistics from the past four months show the ongoing and expanding demand for inspection services, and the reactivation of dormant inspection programs and introduction of new ones, has exceeded the capacity of current BSM resources. Additional staff are needed in the District/Commercial section as the volume of work is not expected to decline and being unable to respond to complaints in a timely manner, let alone perform re-inspections to ensure deficiencies meeting established criteria for repair are abated, can lead to injuries, liability claims, and an inability to provide timely follow-up and customer service to commercial enterprises.

Initiative Purpose

This initiative is intended to provide BSM with the staffing needed for the District/Commercial Inspection section to respond to complaints directly impacting Public Safety and Economic Recovery within a timely manner, issue notices to the entities responsible for repair, and perform follow-up inspections to ensure deficiencies are timely abated and the number of instances in which the City may be subject to liability for dangerous conditions of public property is limited. The 6231 Senior Street Inspector is needed for field work and program/staff oversight, and the 6230 Street Inspector positions are needed to perform inspections. It also seeks to add two (2) vehicles necessary for staff to perform field work.

SECTION II — **Budget Detail**

A. Labor

Class	Position/Description	Head Count	% of FY	FTE Count	Annual Salary	Annual MFB	2025-26 (BY) Labor Cost	2026-27 (BY+1) Labor Cost	Comments
6231	Senior Street Inspector	1.00	79%	0.79	$ 112,674	$ 42,394	$ 155,068	$ 201,195	
6230	Street Inspector	3.00	79%	2.37	$ 292,088	$ 116,410	$ 408,498	$ 530,013	
			79%	-	$ -	$ -	$ -	$ -	
			79%	-	$ -	$ -	$ -	$ -	
			0%	-	$ -	$ -	$ -	$ -	
			0%	-	$ -	$ -	$ -	$ -	
Labor Sub-Total		**4.00**		**3.16**			**$ 563,565**	**$ 731,208**	
520190	Dept Overhead						223,099	282,403	Estimated
520290	Division Overhead						190,873	241,611	Estimated
Total Labor Cost		**4.00**		**3.16**			**$ 977,537**	**$ 1,255,223**	

B. Non-Labor

Account	Description	2025-26 (BY) Non-Labor Cost	2026-27 (BY+1) Non-Labor Cost	Comments
Overhead	Two (2) Pickup Trucks to be utilized by staff for performing field inspections.	$ 80,000		
Total Non-Labor Cost		**$ 80,000**	**$ -**	

Grand Total		**$ 1,057,537**	**$ 1,255,223**

San Francisco Public Works
2025-26 (BY) Budget Initiative
Street Use and Mapping
Downtown Entertainment Activation Program

SAN FRANCISCO PUBLIC WORKS

Prepared By:	Bernard Tse		**Phone Number:**	628-271-2033	**Prepared Date:** 11/5/2024

SECTION I	**Budget Initiative Summary Information**		
Budget Year	**2025-26 (BY)**		
Bureau/Division	Street Use and Mapping		
Initiative Request	$ 742,436	**One-time or On-going Expenditure**	One-time
Funding Source	General Fund	**Program**	Department-wide
Initiative Title	Downtown Entertainment Activation Program		
Initiative Description	Manage Greater Downtown Community Benefit District Master Permitting for Entertainment Activation Program		
Initiative Purpose	The Greater Downtown Community Benefit District Master Permitting for Entertainment Activation Program legislation makes Public Work responsible for establishing and managing the program, including review of site plans, reviewing programming, coordinating with sister agencies, authorizing the sale of alcohol, conducting ADA reviews and ensuring compliance with the regulations. The legislation provides for a limited fee but it will not cover the cost of running the program. This initiative provides the necessary staff to manage and inspect this underfunded program.		

SECTION II — **Budget Detail**

A. Labor

Class	Position/Description	Head Count	% of FY	FTE Count	Annual Salary	Annual MFB	2025-26 (BY) Labor Cost	2026-27 (BY+1) Labor Cost	Comments
1823	Senior Administrative Analyst	1.00	79%	0.79	$ 118,282	$ 43,142	$ 161,424	$ 209,442	
1820	Junior Administrative Analyst	1.00	79%	0.79	$ 77,181	$ 33,615	$ 110,797	$ 143,755	
6231	Senior Street Inspector	1.00	79%	0.79	$ 112,674	$ 42,394	$ 155,068	$ 201,195	
			79%	-	$ -	$ -	$ -	$ -	
			0%	-	$ -	$ -	$ -	$ -	
			0%	-	$ -	$ -	$ -	$ -	
Labor Sub-Total		**3.00**		**2.37**			**$ 427,288**	**$ 554,393**	
520190	Dept Overhead						169,840	214,988	Estimated
520290	Division Overhead						145,308	183,934	Estimated
Total Labor Cost		**3.00**		**2.37**			**$ 742,436**	**$ 953,314**	

B. Non-Labor

Account	Description	2025-26 (BY) Non-Labor Cost	2026-27 (BY+1) Non-Labor Cost	Comments
Total Non-Labor Cost		$ -	$ -	

Grand Total	**$ 742,436**	**$ 953,314**

BUDGET FORM 2A: Revenue Report

DEPARTMENT: DPW Public Works

Total BY Revenue Change: 10,258,707 | Total BY1 Revenue: 33,991,835 | Budget Justification

GFS Type	Dept Grp	Division	Division Title	Section	Section Title	Dept ID	Dept ID Title	Fund	Fund Title	Project-Activity	Project Title	Activity Title	Authority	Authority Title	Account Lvl 5 Title	Account	Account Title	TRIO	Agency Use	FY 2025-26 Base	FY 2025-26 Department	FY 2025-26 Dept - Base	FY 2026-27 Base	FY 2026-27 Department	FY 2026-27 Dept - Base	Revenue Description and Explanation of Change
GFS	DPW	207988	DPW Infrastructure	229863	DPW Infrastcr Desgn & Const	207954	DPW IDC Budgetary	10040	GF PW Work Order	10016163-0002	PW Work Order	PW Work Order Budget	10002	Interdepartmental-Overhead	4860ExpRec	486530	Exp Rec Fr Port Commission AAO			40,600	40,600	0	40,600	42,021	1,421	
GFS	DPW	207988	DPW Infrastructure	229863	DPW Infrastcr Desgn & Const	207954	DPW IDC Budgetary	10040	GF PW Work Order	10016163-0002	PW Work Order	PW Work Order Budget	10002	Interdepartmental-Overhead	4860ExpRec	486990	Exp Rec-General Unallocated			38,885,616	38,885,616	0	38,885,616	43,293,090	4,407,474	
GFS	DPW	207988	DPW Infrastructure	229863	DPW Infrastcr Desgn & Const	207954	DPW IDC Budgetary	10040	GF PW Work Order	10036173-0003	PW BDC IDS	PW IDC BDC Eng Support	10002	Interdepartmental-Overhead	4860ExpRec	486560	Exp Rec Fr Public Works (AAO)			20,000	0	-20,000	20,000	0	-20,000	
GFS	DPW	207988	DPW Infrastructure	229906	DPW Street Use & Mapping	207957	DPW BSM Budgetary	10000	GF Annual Account Ctrl	10034422-0001	PW Operating	PW Operating	20682	PW BSM - Street Use & Mapping	4200LicPrm	420370	Newsrack Fees			21,358	0	-21,358	21,358	0	-21,358	
GFS	DPW	207988	DPW Infrastructure	229906	DPW Street Use & Mapping	207957	DPW BSM Budgetary	10000	GF Annual Account Ctrl	10034422-0001	PW Operating	PW Operating	20682	PW BSM - Street Use & Mapping	4860ExpRec	486520	Exp Rec Fr Parking&Traffic AAO			240,690	249,114	8,424	240,690	257,833	17,143	
GFS	DPW	207988	DPW Infrastructure	229906	DPW Street Use & Mapping	207957	DPW BSM Budgetary	10040	GF PW Work Order	10016163-0002	PW Work Order	PW Work Order Budget	10002	Interdepartmental-Overhead	4860ExpRec	486990	Exp Rec-General Unallocated			21,633,945	21,633,945	0	21,633,945	22,318,546	684,601	
GFS	DPW	207988	DPW Infrastructure	229906	DPW Street Use & Mapping	207957	DPW BSM Budgetary	10040	GF PW Work Order	10036145-0018	PW MTA IDS	BSM MTA Oh Lines Maint SIRP	10002	Interdepartmental-Overhead	4860ExpRec	486460	Exp Rec Fr Muni TransprtnAAO			41,569	41,569	0	41,569	43,024	1,455	
GFS	DPW	207988	DPW Infrastructure	229906	DPW Street Use & Mapping	207957	DPW BSM Budgetary	10040	GF PW Work Order	10036157-0002	PW TIS IDS	BSM DTIS GIS	10002	Interdepartmental-Overhead	4860ExpRec	486710	Exp Rec From Isd (AAO)			76,064	0	-76,064	76,064	0	-76,064	
GFS	DPW	207988	DPW Infrastructure	229906	DPW Street Use & Mapping	207957	DPW BSM Budgetary	10040	GF PW Work Order	10036173-0004	PW BDC IDS	PW BSM BDC GIS	10002	Interdepartmental-Overhead	4860ExpRec	486560	Exp Rec Fr Public Works (AAO)			20,000	0	-20,000	20,000	0	-20,000	
GFS	DPW	207988	DPW Infrastructure	229906	DPW Street Use & Mapping	207957	DPW BSM Budgetary	10040	GF PW Work Order	10036177-0003	PW IDC IDS	PW BSM IDC GIS	10002	Interdepartmental-Overhead	4860ExpRec	486560	Exp Rec Fr Public Works (AAO)			20,000	0	-20,000	20,000	0	-20,000	
GFS	DPW	207988	DPW Infrastructure	229906	DPW Street Use & Mapping	207957	DPW BSM Budgetary	10040	GF PW Work Order	10036179-0006	PW SSR IDS	PW BSM SSR Excavation Permit	10002	Interdepartmental-Overhead	4860ExpRec	486560	Exp Rec Fr Public Works (AAO)			10,986	0	-10,986	10,986	0	-10,986	
GFS	DPW	207988	DPW Infrastructure	229906	DPW Street Use & Mapping	207957	DPW BSM Budgetary	10040	GF PW Work Order	10036179-0007	PW SSR IDS	PW BSM SSR GIS	10002	Interdepartmental-Overhead	4860ExpRec	486560	Exp Rec Fr Public Works (AAO)			20,000	0	-20,000	20,000	0	-20,000	
GFS	DPW	207989	DPW Buildings	229802	DPW Building Desgn & Construct	207950	DPW BDC Budgetary	10040	GF PW Work Order	10036143-0002	PW LIB IDS	BDC LIB Const Mgmt	10002	Interdepartmental-Overhead	4860ExpRec	486430	Exp Rec Fr Public Library AAO			107,123	107,123	0	107,123	110,872	3,749	Work order with DPW for project management services. Apply 3.5% CPI adjustment to FY27 budget.
GFS	DPW	207989	DPW Buildings	229802	DPW Building Desgn & Construct	207950	DPW BDC Budgetary	10040	GF PW Work Order	10036145-0008	PW MTA IDS	BDC MTA Safety Hazmat Abate	10002	Interdepartmental-Overhead	4860ExpRec	486460	Exp Rec Fr Muni TransprtnAAO			356,307	356,307	0	356,307	368,777	12,470	CPI increase
GFS	DPW	207989	DPW Buildings	229802	DPW Building Desgn & Construct	207950	DPW BDC Budgetary	10040	GF PW Work Order	10036151-0002	PW REC IDS	BDC REC FM Site Assess Hazmat	10002	Interdepartmental-Overhead	4860ExpRec	486630	Exp Rec Fr Rec & Park (AAO)			412,500	412,500	0	412,500	426,938	14,438	
GFS	DPW	207989	DPW Buildings	229802	DPW Building Desgn & Construct	207950	DPW BDC Budgetary	10040	GF PW Work Order	10041056-0003	PW Mission Islais Crk Sedimn	Revenue	10002	Interdepartmental-Overhead	4860ExpRec	486800	Exp Rec Fr Cleanwater (AAO)			0	500,000	500,000	0	500,000	500,000	
GFS	DPW	207990	DPW Operations	229822	DPW Building & Street Repair	207951	DPW BSR Budgetary	10040	GF PW Work Order	10016163-0002	PW Work Order	PW Work Order Budget	10002	Interdepartmental-Overhead	4860ExpRec	486990	Exp Rec-General Unallocated			27,714,213	27,714,213	0	27,714,213	29,515,513	1,801,300	
GFS	DPW	207990	DPW Operations	229822	DPW Building & Street Repair	207951	DPW BSR Budgetary	10040	GF PW Work Order	10036108-0002	PW AAM IDS	BBR AAM M&R	10002	Interdepartmental-Overhead	4860ExpRec	486010	Exp Rec Fr Asian Arts Musm AAO			28,361	28,361	0	28,361	29,354	993	Increase to reflect future anticipated costs
GFS	DPW	207990	DPW Operations	229822	DPW Building & Street Repair	207951	DPW BSR Budgetary	10040	GF PW Work Order	10036109-0002	PW ADM IDS	BBR TIDA Operations M&R	10002	Interdepartmental-Overhead	4860ExpRec	486030	Exp Rec Fr Admin Svcs (AAO)			800,000	800,000	0	800,000	824,000	24,000	
GFS	DPW	207990	DPW Operations	229822	DPW Building & Street Repair	207951	DPW BSR Budgetary	10040	GF PW Work Order	10036109-0003	PW ADM IDS	BBR Fleet Operations M&R	10002	Interdepartmental-Overhead	4860ExpRec	486030	Exp Rec Fr Admin Svcs (AAO)			45,527	30,000	-15,527	45,527	31,050	-14,477	
GFS	DPW	207990	DPW Operations	229822	DPW Building & Street Repair	207951	DPW BSR Budgetary	10040	GF PW Work Order	10036109-0005	PW ADM IDS	BBR RED City Hall M&R	10002	Interdepartmental-Overhead	4860ExpRec	486600	Exp Rec Fr Real Estate (AAO)			30,622	80,622	50,000	30,622	83,444	52,822	
GFS	DPW	207990	DPW Operations	229822	DPW Building & Street Repair	207951	DPW BSR Budgetary	10040	GF PW Work Order	10036109-0007	PW ADM IDS	BDC RED 25 Van Ness Building	10002	Interdepartmental-Overhead	4860ExpRec	486600	Exp Rec Fr Real Estate (AAO)			31,618	56,618	25,000	31,618	58,600	26,982	
GFS	DPW	207990	DPW Operations	229822	DPW Building & Street Repair	207951	DPW BSR Budgetary	10040	GF PW Work Order	10036109-0008	PW ADM IDS	BBR RED 1SVN Bldg M&R	10002	Interdepartmental-Overhead	4860ExpRec	486600	Exp Rec Fr Real Estate (AAO)			50,587	100,587	50,000	50,587	104,108	53,521	
GFS	DPW	207990	DPW Operations	229822	DPW Building & Street Repair	207951	DPW BSR Budgetary	10040	GF PW Work Order	10036109-0009	PW ADM IDS	BBR RED 1650 Mission Bldg M&R	10002	Interdepartmental-Overhead	4860ExpRec	486600	Exp Rec Fr Real Estate (AAO)			12,647	112,647	100,000	12,647	116,590	103,943	
GFS	DPW	207990	DPW Operations	229822	DPW Building & Street Repair	207951	DPW BSR Budgetary	10040	GF PW Work Order	10036109-0010	PW ADM IDS	BBR RED Public Safety Bldg M&R	10002	Interdepartmental-Overhead	4860ExpRec	486600	Exp Rec Fr Real Estate (AAO)			80,622	30,622	-50,000	80,622	31,694	-48,928	
GFS	DPW	207990	DPW Operations	229822	DPW Building & Street Repair	207951	DPW BSR Budgetary	10040	GF PW Work Order	10036109-0011	PW ADM IDS	BBR RED 555 7th Bldg M&R	10002	Interdepartmental-Overhead	4860ExpRec	486600	Exp Rec Fr Real Estate (AAO)			58,853	33,853	-25,000	58,853	35,038	-23,815	
GFS	DPW	207990	DPW Operations	229822	DPW Building & Street Repair	207951	DPW BSR Budgetary	10040	GF PW Work Order	10036109-0015	PW ADM IDS	BBR RED Markets	10002	Interdepartmental-Overhead	4860ExpRec	486600	Exp Rec Fr Real Estate (AAO)			61,650	61,650	0	61,650	63,808	2,158	
GFS	DPW	207990	DPW Operations	229822	DPW Building & Street Repair	207951	DPW BSR Budgetary	10040	GF PW Work Order	10036109-0040	PW ADM IDS	SES Central Shops Shuttle Srvc	10002	Interdepartmental-Overhead	4860ExpRec	486030	Exp Rec Fr Admin Svcs (AAO)			35,126	45,000	9,874	35,126	46,575	11,449	
GFS	DPW	207990	DPW Operations	229822	DPW Building & Street Repair	207951	DPW BSR Budgetary	10040	GF PW Work Order	10036109-0046	PW ADM IDS	BBR ADM 49 SVN M&R	10002	Interdepartmental-Overhead	4860ExpRec	486600	Exp Rec Fr Real Estate (AAO)			44,349	44,349	0	44,349	45,901	1,552	
GFS	DPW	207990	DPW Operations	229822	DPW Building & Street Repair	207951	DPW BSR Budgetary	10040	GF PW Work Order	10036110-0002	PW ADP IDS	BBR ADP M&R	10002	Interdepartmental-Overhead	4860ExpRec	486050	Exp Rec Fr Adult Probation AAO			15,000	15,000	0	15,000	15,525	525	
GFS	DPW	207990	DPW Operations	229822	DPW Building & Street Repair	207951	DPW BSR Budgetary	10040	GF PW Work Order	10036131-0003	PW DPH IDS	BBR HBH Substance Use Disorder	10002	Interdepartmental-Overhead	4860ExpRec	486370	Exp Rec Fr Comm Health Svc AAO			10,000	31,000	21,000	10,000	10,000	0	Reallocation for operational need
GFS	DPW	207990	DPW Operations	229822	DPW Building & Street Repair	207951	DPW BSR Budgetary	10040	GF PW Work Order	10036131-0004	PW DPH IDS	BBR HLH OP-Facility Services	10002	Interdepartmental-Overhead	4860ExpRec	486390	Exp Rec Fr Laguna Honda AAO			509,448	509,448	0	509,448	527,278	17,830	wo balancing entry with DPW
GFS	DPW	207990	DPW Operations	229822	DPW Building & Street Repair	207951	DPW BSR Budgetary	10040	GF PW Work Order	10036136-0002	PW FIR IDS	BBR FIR Admin M&R	10002	Interdepartmental-Overhead	4860ExpRec	486340	Exp Rec Fr Fire Dept (AAO)			180,744	180,744	0	180,744	187,070	6,326	
GFS	DPW	207990	DPW Operations	229822	DPW Building & Street Repair	207951	DPW BSR Budgetary	10040	GF PW Work Order	10036136-0003	PW FIR IDS	BBR FIR Support Boiler M&R	10002	Interdepartmental-Overhead	4860ExpRec	486340	Exp Rec Fr Fire Dept (AAO)			27,883	27,883	0	27,883	28,859	976	
GFS	DPW	207990	DPW Operations	229822	DPW Building & Street Repair	207951	DPW BSR Budgetary	10040	GF PW Work Order	10036137-0002	PW HOM IDS	BBR HOM M&R	10002	Interdepartmental-Overhead	4860ExpRec	486195	EXP REC Fr HomelessnessSvcsAAO			22,174	22,174	0	22,174	22,950	776	
GFS	DPW	207990	DPW Operations	229822	DPW Building & Street Repair	207951	DPW BSR Budgetary	10040	GF PW Work Order	10036140-0002	PW HSA IDS	BBR HSA M&R	10002	Interdepartmental-Overhead	4860ExpRec	486690	Exp Rec Fr Human Services AAO			350,000	300,000	-50,000	350,000	300,000	-50,000	
GFS	DPW	207990	DPW Operations	229822	DPW Building & Street Repair	207951	DPW BSR Budgetary	10040	GF PW Work Order	10036143-0003	PW LIB IDS	BBR LIB M&R	10002	Interdepartmental-Overhead	4860ExpRec	486430	Exp Rec Fr Public Library AAO			1,533,687	1,316,535	-217,152	1,533,687	1,362,614	-171,073	Reallocate $217,152 to FAST team work order. 3.5% CPI adjustment in FY27.
GFS	DPW	207990	DPW Operations	229822	DPW Building & Street Repair	207951	DPW BSR Budgetary	10040	GF PW Work Order	10036145-0003	PW MTA IDS	BBR MTASMEN Eng Signlshp M&R	10002	Interdepartmental-Overhead	4860ExpRec	486520	Exp Rec Fr Parking&Traffic AAO			52,109	52,109	0	52,109	53,933	1,824	
GFS	DPW	207990	DPW Operations	229822	DPW Building & Street Repair	207951	DPW BSR Budgetary	10040	GF PW Work Order	10036145-0004	PW MTA IDS	SSR MTASMEN Eng Signlshp Rpr	10002	Interdepartmental-Overhead	4860ExpRec	486520	Exp Rec Fr Parking&Traffic AAO			5,737	5,737	0	5,737	5,938	201	CPI increase
GFS	DPW	207990	DPW Operations	229822	DPW Building & Street Repair	207951	DPW BSR Budgetary	10040	GF PW Work Order	10036145-0005	PW MTA IDS	BBR MTASMFO M&R	10002	Interdepartmental-Overhead	4860ExpRec	486520	Exp Rec Fr Parking&Traffic AAO			100,699	0	-100,699	100,699	0	-100,699	Reduction due to discontinuance of Service per PM
GFS	DPW	207990	DPW Operations	229822	DPW Building & Street Repair	207951	DPW BSR Budgetary	10040	GF PW Work Order	10036145-0007	PW MTA IDS	SSR MTASMFO Street Rpr	10002	Interdepartmental-Overhead	4860ExpRec	486520	Exp Rec Fr Parking&Traffic AAO			28,688	28,688	0	28,688	29,693	1,005	CPI increase
GFS	DPW	207990	DPW Operations	229822	DPW Building & Street Repair	207951	DPW BSR Budgetary	10040	GF PW Work Order	10036145-0012	PW MTA IDS	SES MTASMPK DPT St & Pkg Lots	10002	Interdepartmental-Overhead	4860ExpRec	486460	Exp Rec Fr Muni TransprtnAAO			0	42,938	42,938	0	44,441	44,441	
GFS	DPW	207990	DPW Operations	229822	DPW Building & Street Repair	207951	DPW BSR Budgetary	10040	GF PW Work Order	10036145-0015	PW MTA IDS	BBR MTATSMW OffInfrast MuniM&R	10002	Interdepartmental-Overhead	4860ExpRec	486460	Exp Rec Fr Muni TransprtnAAO			750,836	750,836	0	750,836	777,115	26,279	Reallocating from 581068 to 581067 per MTA PM
GFS	DPW	207990	DPW Operations	229822	DPW Building & Street Repair	207951	DPW BSR Budgetary	10040	GF PW Work Order	10036145-0016	PW MTA IDS	SSR MTATSMW OffInfrast St Rpr	10002	Interdepartmental-Overhead	4860ExpRec	486460	Exp Rec Fr Muni TransprtnAAO			213,783	213,783	0	213,783	221,266	7,483	CPI increase
GFS	DPW	207990	DPW Operations	229822	DPW Building & Street Repair	207951	DPW BSR Budgetary	10040	GF PW Work Order	10036145-0017	PW MTA IDS	BBR MTATSMW Oh Lines M&R	10002	Interdepartmental-Overhead	4860ExpRec	486460	Exp Rec Fr Muni TransprtnAAO			13,168	13,167	-1	13,168	13,628	460	
GFS	DPW	207990	DPW Operations	229822	DPW Building & Street Repair	207951	DPW BSR Budgetary	10040	GF PW Work Order	10036145-0021	PW MTA IDS	BBR MTASSEF Enforce Div M&R	10002	Interdepartmental-Overhead	4860ExpRec	486520	Exp Rec Fr Parking&Traffic AAO			88,258	88,258	0	88,258	91,347	3,089	
GFS	DPW	207990	DPW Operations	229822	DPW Building & Street Repair	207951	DPW BSR Budgetary	10040	GF PW Work Order	10036148-0002	PW POL IDS	BBR POL M&R	10002	Interdepartmental-Overhead	4860ExpRec	486500	Exp Rec Fr Police Comssn AAO			1,309,637	1,309,637	0	1,309,637	1,355,474	45,837	
GFS	DPW	207990	DPW Operations	229822	DPW Building & Street Repair	207951	DPW BSR Budgetary	10040	GF PW Work Order	10036149-0003	PW PRT IDS	BBR PRT M&R	10002	Interdepartmental-Overhead	4860ExpRec	486530	Exp Rec Fr Port Commission AAO			25,246	25,246	0	25,246	26,130	884	
GFS	DPW	207990	DPW Operations	229822	DPW Building & Street Repair	207951	DPW BSR Budgetary	10040	GF PW Work Order	10036149-0004	PW PRT IDS	SSR PRT Annual Paving Support	10002	Interdepartmental-Overhead	4860ExpRec	486530	Exp Rec Fr Port Commission AAO			53,474	53,474	0	53,474	55,346	1,872	
GFS	DPW	207990	DPW Operations	229822	DPW Building & Street Repair	207951	DPW BSR Budgetary	10040	GF PW Work Order	10036150-0002	PW PUC IDS	SSR PUCWWE0101 Great Highway	10002	Interdepartmental-Overhead	4860ExpRec	486800	Exp Rec Fr Cleanwater (AAO)			316,111	316,111	0	316,111	327,175	11,064	
GFS	DPW	207990	DPW Operations	229822	DPW Building & Street Repair	207951	DPW BSR Budgetary	10040	GF PW Work Order	10036150-0012	PW PUC IDS	BBR PUCWWE1003SrceCtrl BermM&R	10002	Interdepartmental-Overhead	4860ExpRec	486800	Exp Rec Fr Cleanwater (AAO)			82,552	82,552	0	82,552	85,441	2,889	
GFS	DPW	207990	DPW Operations	229822	DPW Building & Street Repair	207951	DPW BSR Budgetary	10040	GF PW Work Order	10036150-0014	PW PUC IDS	BBR PUCWWE1001 Sewer Ops M&R	10002	Interdepartmental-Overhead	4860ExpRec	486800	Exp Rec Fr Cleanwater (AAO)			83,287	83,287	0	83,287	86,202	2,915	
GFS	DPW	207990	DPW Operations	229822	DPW Building & Street Repair	207951	DPW BSR Budgetary	10040	GF PW Work Order	10036150-0016	PW PUC IDS	SSR PUCWWE1001 Sewer Repair	10002	Interdepartmental-Overhead	4860ExpRec	486800	Exp Rec Fr Cleanwater (AAO)			1,000,000	0	-1,000,000	1,000,000	0	-1,000,000	
GFS	DPW	207990	DPW Operations	229822	DPW Building & Street Repair	207951	DPW BSR Budgetary	10040	GF PW Work Order	10036151-0003	PW REC IDS	BBR REC Annual M&R	10002	Interdepartmental-Overhead	4860ExpRec	486630	Exp Rec Fr Rec & Park (AAO)			125,839	125,839	0	125,839	130,243	4,404	
GFS	DPW	207990	DPW Operations	229822	DPW Building & Street Repair	207951	DPW BSR Budgetary	10040	GF PW Work Order	10036151-0004	PW REC IDS	SSR REC Annual Paving Support	10002	Interdepartmental-Overhead	4860ExpRec	486630	Exp Rec Fr Rec & Park (AAO)			144,371	144,371	0	144,371	149,424	5,053	
GFS	DPW	207990	DPW Operations	229822	DPW Building & Street Repair	207951	DPW BSR Budgetary	10040	GF PW Work Order	10036152-0002	PW REG IDS	BBR REG M&R	10002	Interdepartmental-Overhead	4860ExpRec	486610	Exp Rec Fr Regstar Of Votr AAO			13,792	13,792	0	13,792	14,275	483	DPW 3.5% CPI increase annually
GFS	DPW	207990	DPW Operations	229822	DPW Building & Street Repair	207951	DPW BSR Budgetary	10040	GF PW Work Order	10036156-0002	PW SHF IDS	BBR SHF Hall of Justice M&R	10002	Interdepartmental-Overhead	4860ExpRec	486670	Exp Rec Fr Sheriff (AAO)			101,750	101,750	0	101,750	105,311	3,561	
GFS	DPW	207990	DPW Operations	229822	DPW Building & Street Repair	207951	DPW BSR Budgetary	10040	GF PW Work Order	10036156-0003	PW SHF IDS	BBR SHF 425 7th Street M&R	10002	Interdepartmental-Overhead	4860ExpRec	486670	Exp Rec Fr Sheriff (AAO)			182,479	289,828	107,349	182,479	299,972	117,493	
GFS	DPW	207990	DPW Operations	229822	DPW Building & Street Repair	207951	DPW BSR Budgetary	10040	GF PW Work Order	10036156-0004	PW SHF IDS	BBR SHF San Bruno Complex M&R	10002	Interdepartmental-Overhead	4860ExpRec	486670	Exp Rec Fr Sheriff (AAO)			289,828	682,479	392,651	289,828	682,479	392,651	
GFS	DPW	207990	DPW Operations	229822	DPW Building & Street Repair	207951	DPW BSR Budgetary	10040	GF PW Work Order	10036157-0003	PW TIS IDS	BBR DTIS Pub Safety Radio M&R	10002	Interdepartmental-Overhead	4860ExpRec	486710	Exp Rec From Isd (AAO)			190,535	190,535	0	190,535	197,204	6,669	Increase per performing dept proposal
GFS	DPW	207990	DPW Operations	229822	DPW Building & Street Repair	207951	DPW BSR Budgetary	10040	GF PW Work Order	10036157-0005	PW TIS IDS	BBR DTIS Administration M&R	10002	Interdepartmental-Overhead	4860ExpRec	486710	Exp Rec From Isd (AAO)			112,133	112,133	0	112,133	116,058	3,925	Increase per performing dept proposal
GFS	DPW	207990	DPW Operations	229822	DPW Building & Street Repair	207951	DPW BSR Budgetary	10040	GF PW Work Order	10036177-0002	PW IDC IDS	PW BBR IDC M&R	10002	Interdepartmental-Overhead	4860ExpRec	486560	Exp Rec Fr Public Works (AAO)			100,000	25,000	-75,000	100,000	25,000	-75,000	
GFS	DPW	207990	DPW Operations	229822	DPW Building & Street Repair	207951	DPW BSR Budgetary	10040	GF PW Work Order	10039919-0003	PW DEC IDS	BBR DEC M&R	10002	Interdepartmental-Overhead	4860ExpRec	486191	Exp Rec Fr Early Childhood			200,000	211,450	11,450	200,000	250,000	50,000	Lease required building maintenance.
GFS	DPW	207990	DPW Operations	229897	DPW Street Environment Svcs	207956	DPW SES Budgetary	10000	GF Annual Account Ctrl	10031277-0001	PW SES CWP WW Collection	Cleaning Services	20680	PW SES - Street Env Services	4860ExpRec	486800	Exp Rec Fr Cleanwater (AAO)			6,391,371	6,391,371	0	6,391,371	6,615,069	223,698	
GFS	DPW	207990	DPW Operations	229897	DPW Street Environment Svcs	207956	DPW SES Budgetary	10000	GF Annual Account Ctrl	10031279-0001	PW SES MTA Graffiti Program	Cleaning Services	20680	PW SES - Street Env Services	4860ExpRec	486520	Exp Rec Fr Parking&Traffic AAO			516,618	534,699	18,081	516,618	553,415	36,797	
GFS	DPW	207990	DPW Operations	229897	DPW Street Environment Svcs	207956	DPW SES Budgetary	10000	GF Annual Account Ctrl	10034422-0001	PW Operating	PW Operating	20680	PW SES - Street Env Services	4860ExpRec	486530	Exp Rec Fr Port Commission AAO			229,505	229,505	0	229,505	237,538	8,033	
GFS	DPW	207990	DPW Operations	229897	DPW Street Environment Svcs	207956	DPW SES Budgetary	10000	GF Annual Account Ctrl	10034422-0001	PW Operating	PW Operating	20680	PW SES - Street Env Services	4860ExpRec	486750	Exp Rec Fr Hetch Hetchy (AAO)			64,374	64,374	0	64,374	66,627	2,253	
GFS	DPW	207990	DPW Operations	229897	DPW Street Environment Svcs	207956	DPW SES Budgetary	10000	GF Annual Account Ctrl	10034422-0001	PW Operating	PW Operating	20680	PW SES - Street Env Services	4910_OTI	493019	OTI Fr 2S/PWF-Public Works Fd	103384		2,454,798	2,454,798	0	2,366,612	2,454,798	88,186	
GFS	DPW	207990	DPW Operations	229897	DPW Street Environment Svcs	207956	DPW SES Budgetary	10000	GF Annual Account Ctrl	10039025-0001	PW SES MTA Ops Yard Occupancy	PW Operating	20680	PW SES - Street Env Services	4860ExpRec	486520	Exp Rec Fr Parking&Traffic AAO			80,730	80,730	0	80,730	83,556	2,826	
GFS	DPW	207990	DPW Operations	229897	DPW Street Environment Svcs	207956	DPW SES Budgetary	10040	GF PW Work Order	10016163-0002	PW Work Order	PW Work Order Budget	10002	Interdepartmental-Overhead	4860ExpRec	486990	Exp Rec-General Unallocated			6,260,995	6,260,995	0	6,260,995	16,951,750	10,690,755	
GFS	DPW	207990	DPW Operations	229897	DPW Street Environment Svcs	207956	DPW SES Budgetary	10040	GF PW Work Order	10036109-0038	PW ADM IDS	SES RED Farmers Mkt Cleaning	10002	Interdepartmental-Overhead	4860ExpRec	486600	Exp Rec Fr Real Estate (AAO)			31,807	61,650	29,843	31,807	63,808	32,001	
GFS	DPW	207990	DPW Operations	229897	DPW Street Environment Svcs	207956	DPW SES Budgetary	10040	GF PW Work Order	10036137-0003	PW HOM IDS	SES HOM 440 Turk	10002	Interdepartmental-Overhead	4860ExpRec	486195	EXP REC Fr HomelessnessSvcsAAO			142,590	142,590	0	142,590	147,581	4,991	

BUDGET FORM 2A: Revenue Report

Total BY Revenue Change: 10,258,707 | Total BY1 Revenue: 33,991,835 | Budget Justification

GFS Type	Dept Grp	Division	Division Title	Section	Section Title	Dept ID	Dept ID Title	Fund	Fund Title	Project-Activity	Project Title	Activity Title	Authority	Authority Title	Account Lvl 5 Title	Account	Account Title	TRIO	Agency Use	FY 2025-26 Base	FY 2025-26 Department	FY 2025-26 Dept - Base	FY 2026-27 Base	FY 2026-27 Department	FY 2026-27 Dept - Base	Revenue Description and Explanation of Change
GFS	DPW	207990	DPW Operations	229897	DPW Street Environment Svcs	207956	DPW SES Budgetary	10040	GF PW Work Order	10036140-0003	PW HSA IDS	SES HSA 1235 Mission	10002	Interdepartmental-Overhead	4860ExpRec	486690	Exp Rec Fr Human Services AAO			53,161	53,161	0	53,161	55,022	1,861	
GFS	DPW	207990	DPW Operations	229897	DPW Street Environment Svcs	207956	DPW SES Budgetary	10040	GF PW Work Order	10036143-0004	PW LIB IDS	SES LIB Cleaning	10002	Interdepartmental-Overhead	4860ExpRec	486430	Exp Rec Fr Public Library AAO			267,229	267,229	0	267,229	276,582	9,353	3.5% CPI adjustment in FY27
GFS	DPW	207990	DPW Operations	229897	DPW Street Environment Svcs	207956	DPW SES Budgetary	10040	GF PW Work Order	10036145-0002	PW MTA IDS	SES MTAFARE 3rd St Rail&Platfm	10002	Interdepartmental-Overhead	4860ExpRec	486460	Exp Rec Fr Muni TransprtnAAO			653,957	644,615	-9,342	653,957	667,176	13,219	
GFS	DPW	207990	DPW Operations	229897	DPW Street Environment Svcs	207956	DPW SES Budgetary	10040	GF PW Work Order	10036145-0012	PW MTA IDS	SES MTASMPK DPT St & Pkg Lots	10002	Interdepartmental-Overhead	4860ExpRec	486520	Exp Rec Fr Parking&Traffic AAO			113,267	469,991	356,724	113,267	486,441	373,174	
GFS	DPW	207990	DPW Operations	229897	DPW Street Environment Svcs	207956	DPW SES Budgetary	10040	GF PW Work Order	10036145-0014	PW MTA IDS	SES MTASMEN Yards&TrafficSgns	10002	Interdepartmental-Overhead	4860ExpRec	486460	Exp Rec Fr Muni TransprtnAAO			594,627	113,267	-481,360	594,627	117,231	-477,396	
GFS	DPW	207990	DPW Operations	229897	DPW Street Environment Svcs	207956	DPW SES Budgetary	10040	GF PW Work Order	10036152-0004	PW REG IDS	SES REG Ballot Box Cleaning	10002	Interdepartmental-Overhead	4860ExpRec	486610	Exp Rec Fr Regstar Of Votr AAO			4,220	4,220	0	4,220	4,368	148	DPW 3.5% CPI increase annually
GFS	DPW	207990	DPW Operations	229909	DPW Street & Sewer Repair	207958	DPW SSR Budgetary	10040	GF PW Work Order	10036150-0016	PW PUC IDS	SSR PUCWWE1001 Sewer Repair	10002	Interdepartmental-Overhead	4860ExpRec	486800	Exp Rec Fr Cleanwater (AAO)			0	1,000,000	1,000,000	0	1,000,000	1,000,000	
GFS	DPW	207990	DPW Operations	249642	DPW Urban Forestry	207959	DPW BUF Budgetary	10040	GF PW Work Order	10016163-0002	PW Work Order	PW Work Order Budget	10002	Interdepartmental-Overhead	4860ExpRec	486690	Exp Rec Fr Human Services AAO			15,000	15,000	0	15,000	15,525	525	
GFS	DPW	207990	DPW Operations	249642	DPW Urban Forestry	207959	DPW BUF Budgetary	10040	GF PW Work Order	10016163-0002	PW Work Order	PW Work Order Budget	10002	Interdepartmental-Overhead	4860ExpRec	486990	Exp Rec-General Unallocated			10,129,418	10,129,418	0	10,129,418	14,174,116	4,044,698	
GFS	DPW	207990	DPW Operations	249642	DPW Urban Forestry	207959	DPW BUF Budgetary	10040	GF PW Work Order	10036109-0015	PW ADM IDS	BBR RED Markets	10002	Interdepartmental-Overhead	4860ExpRec	486600	Exp Rec Fr Real Estate (AAO)			332,839	235,567	-97,272	332,839	243,812	-89,027	
GFS	DPW	207990	DPW Operations	249642	DPW Urban Forestry	207959	DPW BUF Budgetary	10040	GF PW Work Order	10036109-0043	PW ADM IDS	BUF RED Landscaping Work	10002	Interdepartmental-Overhead	4860ExpRec	486600	Exp Rec Fr Real Estate (AAO)			6,584	16,918	10,334	6,584	17,510	10,926	
GFS	DPW	207990	DPW Operations	249642	DPW Urban Forestry	207959	DPW BUF Budgetary	10040	GF PW Work Order	10036145-0006	PW MTA IDS	BUF MTASMFO Sidewalk Rpr Meter	10002	Interdepartmental-Overhead	4860ExpRec	486520	Exp Rec Fr Parking&Traffic AAO			42,380	42,380	0	42,380	43,863	1,483	
GFS	DPW	207990	DPW Operations	249642	DPW Urban Forestry	207959	DPW BUF Budgetary	10040	GF PW Work Order	10036145-0012	PW MTA IDS	SES MTASMPK DPT St & Pkg Lots	10002	Interdepartmental-Overhead	4860ExpRec	486460	Exp Rec Fr Muni TransprtnAAO			0	81,698	81,698	0	84,557	84,557	
GFS	DPW	207990	DPW Operations	249642	DPW Urban Forestry	207959	DPW BUF Budgetary	10040	GF PW Work Order	10036145-0013	PW MTA IDS	BUF MTATZ Commuter Shuttle	10002	Interdepartmental-Overhead	4860ExpRec	486460	Exp Rec Fr Muni TransprtnAAO			86,064	86,064	0	86,064	89,076	3,012	
GFS	DPW	207990	DPW Operations	249642	DPW Urban Forestry	207959	DPW BUF Budgetary	10040	GF PW Work Order	10036145-0019	PW MTA IDS	BUF MTATSMW Oh Lines Tree Trim	10002	Interdepartmental-Overhead	4860ExpRec	486520	Exp Rec Fr Parking&Traffic AAO			854,583	842,374	-12,209	854,583	871,857	17,274	
GFS	DPW	207990	DPW Operations	249642	DPW Urban Forestry	207959	DPW BUF Budgetary	10040	GF PW Work Order	10036148-0003	PW POL IDS	BUF POL Gardens	10002	Interdepartmental-Overhead	4860ExpRec	486500	Exp Rec Fr Police Comssn AAO			167,179	167,179	0	167,179	173,030	5,851	
GFS	DPW	207990	DPW Operations	249642	DPW Urban Forestry	207959	DPW BUF Budgetary	10040	GF PW Work Order	10036149-0005	PW PRT IDS	BUF PRT Embarcadero	10002	Interdepartmental-Overhead	4860ExpRec	486530	Exp Rec Fr Port Commission AAO			17,328	17,328	0	17,328	17,934	606	
GFS	DPW	207990	DPW Operations	249642	DPW Urban Forestry	207959	DPW BUF Budgetary	10040	GF PW Work Order	10036150-0009	PW PUC IDS	BUF PUCWTR0305 Sdwk&Road Supp	10002	Interdepartmental-Overhead	4860ExpRec	486760	Exp Rec Fr Water Dept (AAO)			1,129,063	1,129,063	0	1,129,063	1,168,580	39,517	
GFS	DPW	207990	DPW Operations	249642	DPW Urban Forestry	207959	DPW BUF Budgetary	10040	GF PW Work Order	10039919-0002	PW DEC IDS	BUF DEC Facilities Ldscp Maint	10002	Interdepartmental-Overhead	4860ExpRec	486191	Exp Rec Fr Early Childhood			75,000	45,000	-30,000	75,000	75,000	0	Meet GF reduction target. May risk City compliance with lease.
GFS	DPW	207990	DPW Operations	249642	DPW Urban Forestry	207959	DPW BUF Budgetary	10040	GF PW Work Order	10041180-0003	PW MB Traffic Circle Maint	BUF REC Landscaping M&R	10002	Interdepartmental-Overhead	4860ExpRec	486630	Exp Rec Fr Rec & Park (AAO)			0	75,000	75,000	0	75,000	75,000	
GFS	DPW	229889	DPW Administration	229881	DPW Dpty Director Fin & Admin	232636	DPW OFFMA Deputy	10040	GF PW Work Order	10036122-0001	PW CPC IDS	Reserves - Project	10002	Interdepartmental-Overhead	4860ExpRec	486230	Exp Rec Fr City Planning (AAO)			45,630	0	-45,630	45,630	0	-45,630	Removing work order to support the Mayor's Housing Delivery position
GFS	DPW	229889	DPW Administration	229881	DPW Dpty Director Fin & Admin	232636	DPW OFFMA Deputy	10040	GF PW Work Order	10036128-0005	PW DBI IDS	GEN DBI Housing Delivery	10002	Interdepartmental-Overhead	4860ExpRec	486110	Exp Rec Fr Bldg Inspection AAO			171,112	0	-171,112	171,112	0	-171,112	Remove DPW work order (Technical)
GFS	DPW	229889	DPW Administration	229881	DPW Dpty Director Fin & Admin	232636	DPW OFFMA Deputy	10040	GF PW Work Order	10036145-0001	PW MTA IDS	Reserves - Project	10002	Interdepartmental-Overhead	4860ExpRec	486460	Exp Rec Fr Muni TransprtnAAO			48,880	0	-48,880	48,880	0	-48,880	
GFS	DPW	229889	DPW Administration	229881	DPW Dpty Director Fin & Admin	232636	DPW OFFMA Deputy	10040	GF PW Work Order	10036150-0019	PW PUC IDS	GEN PUB0101 Adm Housing Deliv	10002	Interdepartmental-Overhead	4860ExpRec	486740	Exp Rec Fr PUC (AAO)			43,861	0	-43,861	43,861	0	-43,861	
NGFS	DPW	207988	DPW Infrastructure	229863	DPW Infrastcr Desgn & Const	207954	DPW IDC Budgetary	13920	SR PW-Overhead	10029981-0002	PW-Overhead	PW-Bureau Overhead	20678	PW IDC - Infra Dsgn & Const	49990BegFB	499999	Beg Fund Balance - Budget Only			0	1,802,488	1,802,488	0	0	0	
NGFS	DPW	207988	DPW Infrastructure	229863	DPW Infrastcr Desgn & Const	207954	DPW IDC Budgetary	13940	SR PW Paid Time Off	10029982-0003	PW-Paid Time Off	PW-Paid Time Off	10002	Interdepartmental-Overhead	49990BegFB	499999	Beg Fund Balance - Budget Only			0	1,585,042	1,585,042	0	0	0	
NGFS	DPW	207988	DPW Infrastructure	229863	DPW Infrastcr Desgn & Const	207954	DPW IDC Budgetary	17220	CPSIF Street Impvt-Sta	10037693-0030	PW SOMA Tree Nursery	Clean CA Interest-CTR00003159	21460	PW Tree Establishment FY 22	4600C4Svcs	463595	Interest-delinquent pymt			0	12,749	12,749	0	0	0	
NGFS	DPW	207988	DPW Infrastructure	229906	DPW Street Use & Mapping	207957	DPW BSM Budgetary	13920	SR PW-Overhead	10029981-0002	PW-Overhead	PW-Bureau Overhead	20682	PW BSM - Street Use & Mapping	49990BegFB	499999	Beg Fund Balance - Budget Only			0	1,677,559	1,677,559	0	94,885	94,885	
NGFS	DPW	207988	DPW Infrastructure	229906	DPW Street Use & Mapping	207957	DPW BSM Budgetary	13940	SR PW Paid Time Off	10029982-0003	PW-Paid Time Off	PW-Paid Time Off	10002	Interdepartmental-Overhead	49990BegFB	499999	Beg Fund Balance - Budget Only			0	82,463	82,463	0	0	0	
NGFS	DPW	207989	DPW Buildings	229802	DPW Building Desgn & Construct	207950	DPW BDC Budgetary	13920	SR PW-Overhead	10029981-0002	PW-Overhead	PW-Bureau Overhead	20675	PW BDC - Building Dsgn & Const	49990BegFB	499999	Beg Fund Balance - Budget Only			0	654,037	654,037	0	0	0	
NGFS	DPW	207989	DPW Buildings	229802	DPW Building Desgn & Construct	207950	DPW BDC Budgetary	13940	SR PW Paid Time Off	10029982-0003	PW-Paid Time Off	PW-Paid Time Off	10002	Interdepartmental-Overhead	49990BegFB	499999	Beg Fund Balance - Budget Only			0	511,490	511,490	0	0	0	
NGFS	DPW	207990	DPW Operations	229822	DPW Building & Street Repair	207951	DPW BSR Budgetary	12789	SR Road Annual Authority	10034422-0001	PW Operating	PW Operating	20676	PW BBR - Building Repair	4450IGRSta	446211	Motor Vehicle Fuel Tax			4,844,404	4,844,404	0	5,056,289	4,883,159	-173,130	
NGFS	DPW	207990	DPW Operations	229822	DPW Building & Street Repair	207951	DPW BSR Budgetary	12789	SR Road Annual Authority	10034422-0001	PW Operating	PW Operating	20676	PW BBR - Building Repair	4450IGRSta	448912	Gas Tax Prop-111 Sec2105 Conty			2,396,952	2,396,952	0	2,501,790	2,416,128	-85,662	
NGFS	DPW	207990	DPW Operations	229822	DPW Building & Street Repair	207951	DPW BSR Budgetary	12789	SR Road Annual Authority	10034422-0001	PW Operating	PW Operating	20676	PW BBR - Building Repair	49990BegFB	499999	Beg Fund Balance - Budget Only			2,431,902	1,926,097	-505,805	0	4,011,702	4,011,702	
NGFS	DPW	207990	DPW Operations	229822	DPW Building & Street Repair	207951	DPW BSR Budgetary	13920	SR PW-Overhead	10029981-0002	PW-Overhead	PW-Bureau Overhead	20676	PW BBR - Building Repair	49990BegFB	499999	Beg Fund Balance - Budget Only			118,541	0	-118,541	0	0	0	
NGFS	DPW	207990	DPW Operations	229897	DPW Street Environment Svcs	207956	DPW SES Budgetary	12769	SR Gas Tax Annual Authority	10034422-0001	PW Operating	PW Operating	20680	PW SES - Street Env Services	4450IGRSta	446212	Gas Tax Apportionment 725			7,286,368	7,432,095	145,727	7,097,558	7,491,552	393,994	
NGFS	DPW	207990	DPW Operations	229897	DPW Street Environment Svcs	207956	DPW SES Budgetary	12769	SR Gas Tax Annual Authority	10034422-0001	PW Operating	PW Operating	20680	PW SES - Street Env Services	4450IGRSta	446213	Gas Tax Apportionment City			1,987,953	2,027,712	39,759	2,056,272	2,043,934	-12,338	
NGFS	DPW	207990	DPW Operations	229897	DPW Street Environment Svcs	207956	DPW SES Budgetary	12769	SR Gas Tax Annual Authority	10034422-0001	PW Operating	PW Operating	20680	PW SES - Street Env Services	4450IGRSta	448914	Gas Tax Prop-111 Sec 2105 City			5,317,268	5,423,613	106,345	4,909,282	5,467,002	557,720	
NGFS	DPW	207990	DPW Operations	229897	DPW Street Environment Svcs	207956	DPW SES Budgetary	12769	SR Gas Tax Annual Authority	10034422-0001	PW Operating	PW Operating	20680	PW SES - Street Env Services	49990BegFB	499999	Beg Fund Balance - Budget Only			2,631,359	910,314	-1,721,045	0	358,675	358,675	
NGFS	DPW	207990	DPW Operations	229897	DPW Street Environment Svcs	207956	DPW SES Budgetary	13920	SR PW-Overhead	10029981-0002	PW-Overhead	PW-Bureau Overhead	20680	PW SES - Street Env Services	49990BegFB	499999	Beg Fund Balance - Budget Only			793,646	0	-793,646	0	0	0	
NGFS	DPW	207990	DPW Operations	229897	DPW Street Environment Svcs	207956	DPW SES Budgetary	13940	SR PW Paid Time Off	10029982-0003	PW-Paid Time Off	PW-Paid Time Off	10002	Interdepartmental-Overhead	49990BegFB	499999	Beg Fund Balance - Budget Only			0	2,303,402	2,303,402	0	0	0	
NGFS	DPW	207990	DPW Operations	229897	DPW Street Environment Svcs	207956	DPW SES Budgetary	13970	SR Services to Outside Agncy	10041180-0002	PW MB Traffic Circle Maint	Reserve- Project	22622	OCII Investment and Infrastruc	4600C4Svcs	460639	Misc Service Charges-DPW			83,125	0	-83,125	83,125	0	-83,125	
NGFS	DPW	207990	DPW Operations	229897	DPW Street Environment Svcs	207956	DPW SES Budgetary	14000	SR Solid Waste Projects	10034422-0001	PW Operating	PW Operating	20680	PW SES - Street Env Services	4600C4Svcs	460148	Solid Waste Impound Acct Fee			12,036,775	11,657,504	-379,271	9,508,301	11,657,504	2,149,203	
NGFS	DPW	207990	DPW Operations	249642	DPW Urban Forestry	207959	DPW BUF Budgetary	12769	SR Gas Tax Annual Authority	10034422-0001	PW Operating	PW Operating	20681	PW BUF - Urban Forestry	4860ExpRec	486190	Exp Rec Fr Child;Youth&Fam AAO			200,000	200,000	0	200,000	204,800	4,800	
NGFS	DPW	207990	DPW Operations	249642	DPW Urban Forestry	207959	DPW BUF Budgetary	13920	SR PW-Overhead	10029981-0002	PW-Overhead	PW-Bureau Overhead	20681	PW BUF - Urban Forestry	49990BegFB	499999	Beg Fund Balance - Budget Only			221,795	0	-221,795	0	89,531	89,531	
NGFS	DPW	229889	DPW Administration	229881	DPW Dpty Director Fin & Admin	232636	DPW OFFMA Deputy	13920	SR PW-Overhead	10029981-0001	PW-Overhead	PW-Dept Overhead	20677	PW GEN - General Admin	49990BegFB	499999	Beg Fund Balance - Budget Only			304,825	5,236,786	4,931,961	0	3,980,756	3,980,756	

BUDGET FORM 2A: Revenue Report

DEPARTMENT: SAS Sanitation & Streets

No changes to report

Total BY Revenue Change

Total BY1 Revenue

GFS Type	Dept Grp	Division	Divi	Section	Secti	Dept ID	Dept ID Title	Fund	Fund Title	Project-Activity	Project Title	Activity Title	Authority	Authority Title	Account Lvl 5 Title	Account	Account Title	TRIO	Agency Use	FY 2025-26 Base	FY 2025-26 Department	FY 2025-26 Dept - Base	FY 2026-27 Base	FY 2026-27 Department	FY 2026-27 Dept - Base	Budget Justification: Revenue Description and Explanation of Change

BUDGET FORM 3A: Expenditure Change

DEPARTMENT: DPW Public Works

Total BY Expenditure **-3,476,524** **Total BY1 Expenditure** **-1,371,461**

GFS Type	Dept Grp	Division	Division Title	Section	Section Title	Dept ID	Dept ID Title	Fund	Fund Title	Project-Activity	Project Title	Activity Title	Authority	Authority Title	Account Lvl 5 Title	Account	Account Title	Equipment #	TRIO	Agency Use	FY 2025-26 Base	FY 2025-26 Department	FY 2025-26 Dept - Base	FY 2026-27 Base	FY 2026-27 Department	FY 2026-27 Dept - Base	Explanation of Change
GFS	DPW	207988	DPW Infrastructure	229863	DPW Infrastcr Desgn & Const	207954	DPW IDC Budgetary	10040	GF PW Work Order	10016163-0002	PW Work Order	PW Work Order Budget	10002	Interdepartmental-Overhead	5010Salary	501010	Perm Salaries-Misc-Regular				-172,569	-163,340	9,229	-172,569	-163,473	9,096	See Form 3B
GFS	DPW	207988	DPW Infrastructure	229863	DPW Infrastcr Desgn & Const	207954	DPW IDC Budgetary	10040	GF PW Work Order	10016163-0002	PW Work Order	PW Work Order Budget	10002	Interdepartmental-Overhead	5130Fringe	513010	Retire City Misc				-24,833	-23,505	1,328	-24,660	-23,360	1,300	See Form 3B
GFS	DPW	207988	DPW Infrastructure	229863	DPW Infrastcr Desgn & Const	207954	DPW IDC Budgetary	10040	GF PW Work Order	10016163-0002	PW Work Order	PW Work Order Budget	10002	Interdepartmental-Overhead	5130Fringe	514010	Social Security (OASDI & HI)				99,991	100,563	572	99,991	100,555	564	See Form 3B
GFS	DPW	207988	DPW Infrastructure	229863	DPW Infrastcr Desgn & Const	207954	DPW IDC Budgetary	10040	GF PW Work Order	10016163-0002	PW Work Order	PW Work Order Budget	10002	Interdepartmental-Overhead	5130Fringe	514020	Social Sec-Medicare(HI Only)				23,385	23,519	134	23,385	23,517	132	See Form 3B
GFS	DPW	207988	DPW Infrastructure	229863	DPW Infrastcr Desgn & Const	207954	DPW IDC Budgetary	10040	GF PW Work Order	10016163-0002	PW Work Order	PW Work Order Budget	10002	Interdepartmental-Overhead	5130Fringe	515020	Retiree Health-Match-Prop B				12,041	12,110	69	12,041	12,109	68	See Form 3B
GFS	DPW	207988	DPW Infrastructure	229863	DPW Infrastcr Desgn & Const	207954	DPW IDC Budgetary	10040	GF PW Work Order	10016163-0002	PW Work Order	PW Work Order Budget	10002	Interdepartmental-Overhead	5130Fringe	515030	RetireeHlthCare-CityMatchPropC				4,087	4,110	23	4,087	4,110	23	See Form 3B
GFS	DPW	207988	DPW Infrastructure	229863	DPW Infrastcr Desgn & Const	207954	DPW IDC Budgetary	10040	GF PW Work Order	10016163-0002	PW Work Order	PW Work Order Budget	10002	Interdepartmental-Overhead	5130Fringe	519120	Long Term Disability Insurance				-708	-670	38	-708	-671	37	See Form 3B
GFS	DPW	207988	DPW Infrastructure	229863	DPW Infrastcr Desgn & Const	207954	DPW IDC Budgetary	10040	GF PW Work Order	10016163-0002	PW Work Order	PW Work Order Budget	10002	Interdepartmental-Overhead	5200OHAllo	520190	Department Overhead				16,821,466	15,927,033	-894,433	15,439,275	16,886,166	1,446,891	
GFS	DPW	207988	DPW Infrastructure	229863	DPW Infrastcr Desgn & Const	207954	DPW IDC Budgetary	10040	GF PW Work Order	10016163-0002	PW Work Order	PW Work Order Budget	10002	Interdepartmental-Overhead	5200OHAllo	520290	Division Overhead				20,929,853	17,291,691	-3,638,162	18,064,351	21,685,308	3,620,957	
GFS	DPW	207988	DPW Infrastructure	229863	DPW Infrastcr Desgn & Const	207954	DPW IDC Budgetary	10040	GF PW Work Order	10016163-0002	PW Work Order	PW Work Order Budget	10002	Interdepartmental-Overhead	5200OHAllo	520990	Other Overhead Charges				9,098,758	7,390,405	-1,708,353	8,044,392	9,262,578	1,218,186	
GFS	DPW	207988	DPW Infrastructure	229906	DPW Street Use & Mapping	207957	DPW BSM Budgetary	10000	GF Annual Account Ctrl	10034422-0001	PW Operating	PW Operating	20682	PW BSM - Street Use & Mapping	5010Salary	501010	Perm Salaries-Misc-Regular				3,934,416	3,741,612	-192,804	4,122,946	3,889,427	-233,519	See Form 3B
GFS	DPW	207988	DPW Infrastructure	229906	DPW Street Use & Mapping	207957	DPW BSM Budgetary	10000	GF Annual Account Ctrl	10034422-0001	PW Operating	PW Operating	20682	PW BSM - Street Use & Mapping	5130Fringe	513010	Retire City Misc				557,857	530,113	-27,744	580,555	547,185	-33,370	See Form 3B
GFS	DPW	207988	DPW Infrastructure	229906	DPW Street Use & Mapping	207957	DPW BSM Budgetary	10000	GF Annual Account Ctrl	10034422-0001	PW Operating	PW Operating	20682	PW BSM - Street Use & Mapping	5130Fringe	514010	Social Security (OASDI & HI)				254,250	242,296	-11,954	266,596	252,118	-14,478	See Form 3B
GFS	DPW	207988	DPW Infrastructure	229906	DPW Street Use & Mapping	207957	DPW BSM Budgetary	10000	GF Annual Account Ctrl	10034422-0001	PW Operating	PW Operating	20682	PW BSM - Street Use & Mapping	5130Fringe	514020	Social Sec-Medicare(HI Only)				59,783	56,987	-2,796	62,525	59,139	-3,386	See Form 3B
GFS	DPW	207988	DPW Infrastructure	229906	DPW Street Use & Mapping	207957	DPW BSM Budgetary	10000	GF Annual Account Ctrl	10034422-0001	PW Operating	PW Operating	20682	PW BSM - Street Use & Mapping	5130Fringe	515020	Retiree Health-Match-Prop B				30,783	29,344	-1,439	32,192	30,449	-1,743	See Form 3B
GFS	DPW	207988	DPW Infrastructure	229906	DPW Street Use & Mapping	207957	DPW BSM Budgetary	10000	GF Annual Account Ctrl	10034422-0001	PW Operating	PW Operating	20682	PW BSM - Street Use & Mapping	5130Fringe	515030	RetireeHlthCare-CityMatchPropC				10,441	9,952	-489	10,921	10,329	-592	See Form 3B
GFS	DPW	207988	DPW Infrastructure	229906	DPW Street Use & Mapping	207957	DPW BSM Budgetary	10000	GF Annual Account Ctrl	10034422-0001	PW Operating	PW Operating	20682	PW BSM - Street Use & Mapping	5130Fringe	519120	Long Term Disability Insurance				16,125	15,335	-790	16,897	15,940	-957	See Form 3B
GFS	DPW	207988	DPW Infrastructure	229906	DPW Street Use & Mapping	207957	DPW BSM Budgetary	10000	GF Annual Account Ctrl	10034422-0001	PW Operating	PW Operating	20682	PW BSM - Street Use & Mapping	5200OHAllo	520190	Department Overhead				1,887,603	1,925,553	37,950	2,301,228	1,980,538	-320,690	
GFS	DPW	207988	DPW Infrastructure	229906	DPW Street Use & Mapping	207957	DPW BSM Budgetary	10000	GF Annual Account Ctrl	10034422-0001	PW Operating	PW Operating	20682	PW BSM - Street Use & Mapping	5200OHAllo	520290	Division Overhead				1,903,569	1,260,287	-643,282	1,543,512	1,868,459	324,947	
GFS	DPW	207988	DPW Infrastructure	229906	DPW Street Use & Mapping	207957	DPW BSM Budgetary	10000	GF Annual Account Ctrl	10034422-0001	PW Operating	PW Operating	20682	PW BSM - Street Use & Mapping	5200OHAllo	520990	Other Overhead Charges				927,125	305,179	-621,946	1,167,486	331,208	-836,278	
GFS	DPW	207988	DPW Infrastructure	229906	DPW Street Use & Mapping	207957	DPW BSM Budgetary	10040	GF PW Work Order	10016163-0002	PW Work Order	PW Work Order Budget	10002	Interdepartmental-Overhead	5010Salary	501010	Perm Salaries-Misc-Regular				8,879,648	8,374,076	-505,572	9,289,634	8,695,565	-594,069	See Form 3B
GFS	DPW	207988	DPW Infrastructure	229906	DPW Street Use & Mapping	207957	DPW BSM Budgetary	10040	GF PW Work Order	10016163-0002	PW Work Order	PW Work Order Budget	10002	Interdepartmental-Overhead	5130Fringe	513010	Retire City Misc				1,255,480	1,182,728	-72,752	1,304,304	1,219,412	-84,892	See Form 3B
GFS	DPW	207988	DPW Infrastructure	229906	DPW Street Use & Mapping	207957	DPW BSM Budgetary	10040	GF PW Work Order	10016163-0002	PW Work Order	PW Work Order Budget	10002	Interdepartmental-Overhead	5130Fringe	514010	Social Security (OASDI & HI)				551,023	519,678	-31,345	577,868	541,036	-36,832	See Form 3B
GFS	DPW	207988	DPW Infrastructure	229906	DPW Street Use & Mapping	207957	DPW BSM Budgetary	10040	GF PW Work Order	10016163-0002	PW Work Order	PW Work Order Budget	10002	Interdepartmental-Overhead	5130Fringe	514020	Social Sec-Medicare(HI Only)				131,890	124,559	-7,331	137,832	129,218	-8,614	See Form 3B
GFS	DPW	207988	DPW Infrastructure	229906	DPW Street Use & Mapping	207957	DPW BSM Budgetary	10040	GF PW Work Order	10016163-0002	PW Work Order	PW Work Order Budget	10002	Interdepartmental-Overhead	5130Fringe	515020	Retiree Health-Match-Prop B				67,896	64,121	-3,775	70,972	66,537	-4,435	See Form 3B
GFS	DPW	207988	DPW Infrastructure	229906	DPW Street Use & Mapping	207957	DPW BSM Budgetary	10040	GF PW Work Order	10016163-0002	PW Work Order	PW Work Order Budget	10002	Interdepartmental-Overhead	5130Fringe	515030	RetireeHlthCare-CityMatchPropC				23,040	21,759	-1,281	24,084	22,579	-1,505	See Form 3B
GFS	DPW	207988	DPW Infrastructure	229906	DPW Street Use & Mapping	207957	DPW BSM Budgetary	10040	GF PW Work Order	10016163-0002	PW Work Order	PW Work Order Budget	10002	Interdepartmental-Overhead	5130Fringe	519120	Long Term Disability Insurance				34,699	32,626	-2,073	36,312	33,876	-2,436	See Form 3B
GFS	DPW	207988	DPW Infrastructure	229906	DPW Street Use & Mapping	207957	DPW BSM Budgetary	10040	GF PW Work Order	10016163-0002	PW Work Order	PW Work Order Budget	10002	Interdepartmental-Overhead	5200OHAllo	520190	Department Overhead				3,647,643	3,442,583	-205,060	3,622,508	3,496,276	-126,232	
GFS	DPW	207988	DPW Infrastructure	229906	DPW Street Use & Mapping	207957	DPW BSM Budgetary	10040	GF PW Work Order	10016163-0002	PW Work Order	PW Work Order Budget	10002	Interdepartmental-Overhead	5200OHAllo	520290	Division Overhead				3,678,495	2,253,192	-1,425,303	2,730,550	3,298,422	567,872	
GFS	DPW	207988	DPW Infrastructure	229906	DPW Street Use & Mapping	207957	DPW BSM Budgetary	10040	GF PW Work Order	10016163-0002	PW Work Order	PW Work Order Budget	10002	Interdepartmental-Overhead	5200OHAllo	520990	Other Overhead Charges				1,946,071	2,994,358	1,048,287	1,813,545	3,160,343	1,346,798	
GFS	DPW	207989	DPW Buildings	229802	DPW Building Desgn & Construct	207950	DPW BDC Budgetary	10040	GF PW Work Order	10016163-0002	PW Work Order	PW Work Order Budget	10002	Interdepartmental-Overhead	5010Salary	501010	Perm Salaries-Misc-Regular				-63,577	-63,117	460	-63,577	-63,169	408	See Form 3B
GFS	DPW	207989	DPW Buildings	229802	DPW Building Desgn & Construct	207950	DPW BDC Budgetary	10040	GF PW Work Order	10016163-0002	PW Work Order	PW Work Order Budget	10002	Interdepartmental-Overhead	5130Fringe	513010	Retire City Misc				-9,149	-9,083	66	-9,085	-9,027	58	See Form 3B
GFS	DPW	207989	DPW Buildings	229802	DPW Building Desgn & Construct	207950	DPW BDC Budgetary	10040	GF PW Work Order	10016163-0002	PW Work Order	PW Work Order Budget	10002	Interdepartmental-Overhead	5130Fringe	514010	Social Security (OASDI & HI)				31,455	31,484	29	31,455	31,480	25	See Form 3B
GFS	DPW	207989	DPW Buildings	229802	DPW Building Desgn & Construct	207950	DPW BDC Budgetary	10040	GF PW Work Order	10016163-0002	PW Work Order	PW Work Order Budget	10002	Interdepartmental-Overhead	5130Fringe	514020	Social Sec-Medicare(HI Only)				7,356	7,363	7	7,356	7,362	6	See Form 3B
GFS	DPW	207989	DPW Buildings	229802	DPW Building Desgn & Construct	207950	DPW BDC Budgetary	10040	GF PW Work Order	10016163-0002	PW Work Order	PW Work Order Budget	10002	Interdepartmental-Overhead	5130Fringe	515020	Retiree Health-Match-Prop B				3,788	3,791	3	3,788	3,791	3	See Form 3B
GFS	DPW	207989	DPW Buildings	229802	DPW Building Desgn & Construct	207950	DPW BDC Budgetary	10040	GF PW Work Order	10016163-0002	PW Work Order	PW Work Order Budget	10002	Interdepartmental-Overhead	5130Fringe	515030	RetireeHlthCare-CityMatchPropC				1,285	1,286	1	1,285	1,286	1	See Form 3B
GFS	DPW	207989	DPW Buildings	229802	DPW Building Desgn & Construct	207950	DPW BDC Budgetary	10040	GF PW Work Order	10016163-0002	PW Work Order	PW Work Order Budget	10002	Interdepartmental-Overhead	5130Fringe	519120	Long Term Disability Insurance				-261	-259	2	-261	-259	2	See Form 3B
GFS	DPW	207989	DPW Buildings	229802	DPW Building Desgn & Construct	207950	DPW BDC Budgetary	10040	GF PW Work Order	10016163-0002	PW Work Order	PW Work Order Budget	10002	Interdepartmental-Overhead	5200OHAllo	520190	Department Overhead				11,336,090	11,472,829	136,739	12,240,363	11,068,402	-1,171,961	
GFS	DPW	207989	DPW Buildings	229802	DPW Building Desgn & Construct	207950	DPW BDC Budgetary	10040	GF PW Work Order	10016163-0002	PW Work Order	PW Work Order Budget	10002	Interdepartmental-Overhead	5200OHAllo	520290	Division Overhead				14,104,755	12,455,842	-1,648,913	14,187,573	14,214,103	26,530	
GFS	DPW	207989	DPW Buildings	229802	DPW Building Desgn & Construct	207950	DPW BDC Budgetary	10040	GF PW Work Order	10016163-0002	PW Work Order	PW Work Order Budget	10002	Interdepartmental-Overhead	5200OHAllo	520990	Other Overhead Charges				6,097,231	6,036,564	-60,667	5,836,117	6,757,531	921,414	
GFS	DPW	207990	DPW Operations	229822	DPW Building & Street Repair	207951	DPW BSR Budgetary	10000	GF Annual Account Ctrl	10034422-0001	PW Operating	PW Operating	20676	PW BBR - Building Repair	5010Salary	501010	Perm Salaries-Misc-Regular				717,522	736,880	19,358	761,368	663,519	-97,849	See Form 3B
GFS	DPW	207990	DPW Operations	229822	DPW Building & Street Repair	207951	DPW BSR Budgetary	10000	GF Annual Account Ctrl	10034422-0001	PW Operating	PW Operating	20676	PW BBR - Building Repair	5130Fringe	513010	Retire City Misc				100,327	103,112	2,785	105,792	91,810	-13,982	See Form 3B
GFS	DPW	207990	DPW Operations	229822	DPW Building & Street Repair	207951	DPW BSR Budgetary	10000	GF Annual Account Ctrl	10034422-0001	PW Operating	PW Operating	20676	PW BBR - Building Repair	5130Fringe	514010	Social Security (OASDI & HI)				69,744	70,945	1,201	72,463	66,397	-6,066	See Form 3B
GFS	DPW	207990	DPW Operations	229822	DPW Building & Street Repair	207951	DPW BSR Budgetary	10000	GF Annual Account Ctrl	10034422-0001	PW Operating	PW Operating	20676	PW BBR - Building Repair	5130Fringe	514020	Social Sec-Medicare(HI Only)				16,314	16,595	281	16,948	15,529	-1,419	See Form 3B
GFS	DPW	207990	DPW Operations	229822	DPW Building & Street Repair	207951	DPW BSR Budgetary	10000	GF Annual Account Ctrl	10034422-0001	PW Operating	PW Operating	20676	PW BBR - Building Repair	5130Fringe	515010	Health Service-City Match				34,343	34,343	0	36,569	32,152	-4,417	See Form 3B
GFS	DPW	207990	DPW Operations	229822	DPW Building & Street Repair	207951	DPW BSR Budgetary	10000	GF Annual Account Ctrl	10034422-0001	PW Operating	PW Operating	20676	PW BBR - Building Repair	5130Fringe	515020	Retiree Health-Match-Prop B				8,397	8,541	144	8,726	7,996	-730	See Form 3B
GFS	DPW	207990	DPW Operations	229822	DPW Building & Street Repair	207951	DPW BSR Budgetary	10000	GF Annual Account Ctrl	10034422-0001	PW Operating	PW Operating	20676	PW BBR - Building Repair	5130Fringe	515030	RetireeHlthCare-CityMatchPropC				2,849	2,899	50	2,959	2,711	-248	See Form 3B
GFS	DPW	207990	DPW Operations	229822	DPW Building & Street Repair	207951	DPW BSR Budgetary	10000	GF Annual Account Ctrl	10034422-0001	PW Operating	PW Operating	20676	PW BBR - Building Repair	5130Fringe	515710	Dependent Coverage				126,831	126,831	0	135,052	117,697	-17,355	See Form 3B
GFS	DPW	207990	DPW Operations	229822	DPW Building & Street Repair	207951	DPW BSR Budgetary	10000	GF Annual Account Ctrl	10034422-0001	PW Operating	PW Operating	20676	PW BBR - Building Repair	5130Fringe	516010	Dental Coverage				10,416	10,416	0	11,488	10,017	-1,471	See Form 3B
GFS	DPW	207990	DPW Operations	229822	DPW Building & Street Repair	207951	DPW BSR Budgetary	10000	GF Annual Account Ctrl	10034422-0001	PW Operating	PW Operating	20676	PW BBR - Building Repair	5130Fringe	519120	Long Term Disability Insurance				2,221	2,301	80	2,373	1,972	-401	See Form 3B
GFS	DPW	207990	DPW Operations	229822	DPW Building & Street Repair	207951	DPW BSR Budgetary	10000	GF Annual Account Ctrl	10034422-0001	PW Operating	PW Operating	20676	PW BBR - Building Repair	5200OHAllo	520190	Department Overhead				720,810	682,426	-38,384	658,044	632,503	-25,541	
GFS	DPW	207990	DPW Operations	229822	DPW Building & Street Repair	207951	DPW BSR Budgetary	10000	GF Annual Account Ctrl	10034422-0001	PW Operating	PW Operating	20676	PW BBR - Building Repair	5200OHAllo	520290	Division Overhead				377,278	330,737	-46,541	471,696	347,697	-123,999	
GFS	DPW	207990	DPW Operations	229822	DPW Building & Street Repair	207951	DPW BSR Budgetary	10000	GF Annual Account Ctrl	10034422-0001	PW Operating	PW Operating	20676	PW BBR - Building Repair	5200OHAllo	520990	Other Overhead Charges				303,647	101,170	-202,477	404,732	74,024	-330,708	
GFS	DPW	207990	DPW Operations	229822	DPW Building & Street Repair	207951	DPW BSR Budgetary	10020	GF Continuing Authority Ctrl	10038897-0002	SAS Yard HVAC System Upgrade	Reserve- Project	22366	PW Ops Yard HVAC upgrade	5060ProgPr	506070	Programmatic Projects-Budget				0	-1,800,000	-1,800,000	0	0	0	Approved by ORCP - move to 10041523-0002
GFS	DPW	207990	DPW Operations	229822	DPW Building & Street Repair	207951	DPW BSR Budgetary	10020	GF Continuing Authority Ctrl	10041523-0002	PW Yard Perimeter Fence	Reserve- Project	15766	PW Facilities Maintenance	5060ProgPr	506070	Programmatic Projects-Budget				0	1,800,000	1,800,000	0	0	0	Approved by ORCP - from 10038897-0002
GFS	DPW	207990	DPW Operations	229822	DPW Building & Street Repair	207951	DPW BSR Budgetary	10040	GF PW Work Order	10016163-0002	PW Work Order	PW Work Order Budget	10002	Interdepartmental-Overhead	5010Salary	501010	Perm Salaries-Misc-Regular				15,603,591	15,984,415	380,824	16,459,378	16,651,740	192,362	See Form 3B
GFS	DPW	207990	DPW Operations	229822	DPW Building & Street Repair	207951	DPW BSR Budgetary	10040	GF PW Work Order	10016163-0002	PW Work Order	PW Work Order Budget	10002	Interdepartmental-Overhead	5130Fringe	513010	Retire City Misc				2,199,105	2,253,906	54,801	2,304,019	2,331,508	27,489	See Form 3B
GFS	DPW	207990	DPW Operations	229822	DPW Building & Street Repair	207951	DPW BSR Budgetary	10040	GF PW Work Order	10016163-0002	PW Work Order	PW Work Order Budget	10002	Interdepartmental-Overhead	5130Fringe	514010	Social Security (OASDI & HI)				1,066,777	1,090,388	23,611	1,120,027	1,131,953	11,926	See Form 3B
GFS	DPW	207990	DPW Operations	229822	DPW Building & Street Repair	207951	DPW BSR Budgetary	10040	GF PW Work Order	10016163-0002	PW Work Order	PW Work Order Budget	10002	Interdepartmental-Overhead	5130Fringe	514020	Social Sec-Medicare(HI Only)				249,721	255,243	5,522	262,149	264,938	2,789	See Form 3B
GFS	DPW	207990	DPW Operations	229822	DPW Building & Street Repair	207951	DPW BSR Budgetary	10040	GF PW Work Order	10016163-0002	PW Work Order	PW Work Order Budget	10002	Interdepartmental-Overhead	5130Fringe	515020	Retiree Health-Match-Prop B				128,553	131,396	2,843	134,979	136,415	1,436	See Form 3B
GFS	DPW	207990	DPW Operations	229822	DPW Building & Street Repair	207951	DPW BSR Budgetary	10040	GF PW Work Order	10016163-0002	PW Work Order	PW Work Order Budget	10002	Interdepartmental-Overhead	5130Fringe	515030	RetireeHlthCare-CityMatchPropC				43,646	44,611	965	45,814	46,301	487	See Form 3B
GFS	DPW	207990	DPW Operations	229822	DPW Building & Street Repair	207951	DPW BSR Budgetary	10040	GF PW Work Order	10016163-0002	PW Work Order	PW Work Order Budget	10002	Interdepartmental-Overhead	5130Fringe	519120	Long Term Disability Insurance				55,902	57,463	1,561	59,098	59,887	789	See Form 3B
GFS	DPW	207990	DPW Operations	229822	DPW Building & Street Repair	207951	DPW BSR Budgetary	10040	GF PW Work Order	10016163-0002	PW Work Order	PW Work Order Budget	10002	Interdepartmental-Overhead	5200OHAllo	520190	Department Overhead				7,247,225	7,156,701	-90,524	3,947,058	7,362,653	3,415,595	
GFS	DPW	207990	DPW Operations	229822	DPW Building & Street Repair	207951	DPW BSR Budgetary	10040	GF PW Work Order	10016163-0002	PW Work Order	PW Work Order Budget	10002	Interdepartmental-Overhead	5200OHAllo	520290	Division Overhead				3,793,258	3,468,489	-324,769	2,829,310	4,047,365	1,218,055	
GFS	DPW	207990	DPW Operations	229822	DPW Building & Street Repair	207951	DPW BSR Budgetary	10040	GF PW Work Order	10016163-0002	PW Work Order	PW Work Order Budget	10002	Interdepartmental-Overhead	5200OHAllo	520990	Other Overhead Charges				4,068,038	5,144,272	1,076,234	3,450,708	4,493,159	1,042,451	
GFS	DPW	207990	DPW Operations	229897	DPW Street Environment Svcs	207956	DPW SES Budgetary	10000	GF Annual Account Ctrl	10034422-0001	PW Operating	PW Operating	20680	PW SES - Street Env Services	5010Salary	501010	Perm Salaries-Misc-Regular				17,299,767	16,119,642	-1,180,125	18,241,277	16,379,010	-1,862,267	See Form 3B
GFS	DPW	207990	DPW Operations	229897	DPW Street Environment Svcs	207956	DPW SES Budgetary	10000	GF Annual Account Ctrl	10034422-0001	PW Operating	PW Operating	20680	PW SES - Street Env Services	5010Salary	505010	Temp Misc Regular Salaries				6,011,640	6,011,640	0	6,011,640	4,100,498	-1,911,142	See Form 3B
GFS	DPW	207990	DPW Operations	229897	DPW Street Environment Svcs	207956	DPW SES Budgetary	10000	GF Annual Account Ctrl	10034422-0001	PW Operating	PW Operating	20680	PW SES - Street Env Services	5010Salary	511010	Overtime - Scheduled Misc				1,440,115	1,440,115	0	1,440,115	1,386,161	-53,954	See Form 3B
GFS	DPW	207990	DPW Operations	229897	DPW Street Environment Svcs	207956	DPW SES Budgetary	10000	GF Annual Account Ctrl	10034422-0001	PW Operating	PW Operating	20680	PW SES - Street Env Services	5130Fringe	513010	Retire City Misc				2,460,606	2,310,910	-149,696	2,577,836	2,331,700	-246,136	See Form 3B
GFS	DPW	207990	DPW Operations	229897	DPW Street Environment Svcs	207956	DPW SES Budgetary	10000	GF Annual Account Ctrl	10034422-0001	PW Operating	PW Operating	20680	PW SES - Street Env Services	5130Fringe	514010	Social Security (OASDI & HI)				1,523,597	1,459,102	-64,495	1,581,937	1,353,314	-228,623	See Form 3B
GFS	DPW	207990	DPW Operations	229897	DPW Street Environment Svcs	207956	DPW SES Budgetary	10000	GF Annual Account Ctrl	10034422-0001	PW Operating	PW Operating	20680	PW SES - Street Env Services	5130Fringe	514020	Social Sec-Medicare(HI Only)				357,160	342,071	-15,089	370,736	317,268	-53,468	See Form 3B
GFS	DPW	207990	DPW Operations	229897	DPW Street Environment Svcs	207956	DPW SES Budgetary	10000	GF Annual Account Ctrl	10034422-0001	PW Operating	PW Operating	20680	PW SES - Street Env Services	5130Fringe	515010	Health Service-City Match				1,245,028	1,180,297	-64,731	1,325,682	1,226,688	-98,994	See Form 3B
GFS	DPW	207990	DPW Operations	229897	DPW Street Environment Svcs	207956	DPW SES Budgetary	10000	GF Annual Account Ctrl	10034422-0001	PW Operating	PW Operating	20680	PW SES - Street Env Services	5130Fringe	515020	Retiree Health-Match-Prop B				183,865	176,099	-7,766	190,972	163,437	-27,535	See Form 3B
GFS	DPW	207990	DPW Operations	229897	DPW Street Environment Svcs	207956	DPW SES Budgetary	10000	GF Annual Account Ctrl	10034422-0001	PW Operating	PW Operating	20680	PW SES - Street Env Services	5130Fringe	515030	RetireeHlthCare-CityMatchPropC				62,459	59,819	-2,640	64,850	55,502	-9,348	See Form 3B
GFS	DPW	207990	DPW Operations	229897	DPW Street Environment Svcs	207956	DPW SES Budgetary	10000	GF Annual Account Ctrl	10034422-0001	PW Operating	PW Operating	20680	PW SES - Street Env Services	5130Fringe	515710	Dependent Coverage				3,007,298	2,816,444	-190,854	3,202,216	2,880,839	-321,377	See Form 3B
GFS	DPW	207990	DPW Operations	229897	DPW Street Environment Svcs	207956	DPW SES Budgetary	10000	GF Annual Account Ctrl	10034422-0001	PW Operating	PW Operating	20680	PW SES - Street Env Services	5130Fringe	516010	Dental Coverage				264,115	247,893	-16,222	291,136	263,238	-27,898	See Form 3B
GFS	DPW	207990	DPW Operations	229897	DPW Street Environment Svcs	207956	DPW SES Budgetary	10000	GF Annual Account Ctrl	10034422-0001	PW Operating	PW Operating	20680	PW SES - Street Env Services	5130Fringe	519120	Long Term Disability Insurance				67,918	63,655	-4,263	71,746	64,684	-7,062	See Form 3B
GFS	DPW	207990	DPW Operations	229897	DPW Street Environment Svcs	207956	DPW SES Budgetary	10000	GF Annual Account Ctrl	10034422-0001	PW Operating	PW Operating	20680	PW SES - Street Env Services	5200OHAllo	520190	Department Overhead				20,907,524	17,247,223	-3,660,301	20,860,637	15,912,381	-4,948,256	
GFS	DPW	207990	DPW Operations	229897	DPW Street Environment Svcs	207956	DPW SES Budgetary	10000	GF Annual Account Ctrl	10034422-0001	PW Operating	PW Operating	20680	PW SES - Street Env Services	5200OHAllo	520290	Division Overhead				6,426,151	8,396,969	1,970,818	10,190,218	6,431,386	-3,758,832	
GFS	DPW	207990	DPW Operations	229897	DPW Street Environment Svcs	207956	DPW SES Budgetary	10000	GF Annual Account Ctrl	10034422-0001	PW Operating	PW Operating	20680	PW SES - Street Env Services	5200OHAllo	520990	Other Overhead Charges				7,092,268	1,267,599	-5,824,669	7,594,988	1,830,832	-5,764,156	
GFS	DPW	207990	DPW Operations	229897	DPW Street Environment Svcs	207956	DPW SES Budgetary	10000	GF Annual Account Ctrl	10034422-0001	PW Operating	PW Operating	20680	PW SES - Street Env Services	5380CityGP	538000	CBO Services - Budget				2,172,621	1,326,457	-846,164	2,237,800	1,375,251	-862,549	
GFS	DPW	207990	DPW Operations	229897	DPW Street Environment Svcs	207956	DPW SES Budgetary	10000	GF Annual Account Ctrl	10034422-0026	PW Operating	PW Operating	20680	PW SES - Street Env Services	5010Salary	501010	Perm Salaries-Misc-Regular				597,872	601,424	3,552	626,488	623,963	-2,525	See Form 3B
GFS	DPW	207990	DPW Operations	229897	DPW Street Environment Svcs	207956	DPW SES Budgetary	10000	GF Annual Account Ctrl	10034422-0026	PW Operating	PW Operating	20680	PW SES - Street Env Services	5130Fringe	513010	Retire City Misc				85,297	85,808	511	88,756	88,395	-361	See Form 3B
GFS	DPW	207990	DPW Operations	229897	DPW Street Environment Svcs	207956	DPW SES Budgetary	10000	GF Annual Account Ctrl	10034422-0026	PW Operating	PW Operating	20680	PW SES - Street Env Services	5130Fringe	514010	Social Security (OASDI & HI)				40,615	40,835	220	42,392	42,235	-157	See Form 3B

BUDGET FORM 3A: Expenditure Change

																				Total BY Expenditure	-3,476,524		Total BY1 Expenditure	-1,371,461			
GFS Type	Dept Grp	Division	Division Title	Section	Section Title	Dept ID	Dept ID Title	Fund	Fund Title	Project-Activity	Project Title	Activity Title	Authority	Authority Title	Account Lvl 5 Title	Account	Account Title	Equipment #	TRIO	Agency Use	FY 2025-26 Base	FY 2025-26 Department	FY 2025-26 Dept - Base	FY 2026-27 Base	FY 2026-27 Department	FY 2026-27 Dept - Base	Explanation of Change
GFS	DPW	207990	DPW Operations	229897	DPW Street Environment Svcs	207956	DPW SES Budgetary	10000	GF Annual Account Ctrl	10034422-0026	PW Operating	PW Operating	20680	PW SES - Street Env Services	5130Fringe	514020	Social Sec-Medicare(HI Only)				9,497	9,548	51	9,917	9,880	-37	See Form 3B
GFS	DPW	207990	DPW Operations	229897	DPW Street Environment Svcs	207956	DPW SES Budgetary	10000	GF Annual Account Ctrl	10034422-0026	PW Operating	PW Operating	20680	PW SES - Street Env Services	5130Fringe	515020	Retiree Health-Match-Prop B				4,889	4,916	27	5,103	5,084	-19	See Form 3B
GFS	DPW	207990	DPW Operations	229897	DPW Street Environment Svcs	207956	DPW SES Budgetary	10000	GF Annual Account Ctrl	10034422-0026	PW Operating	PW Operating	20680	PW SES - Street Env Services	5130Fringe	515030	RetireeHlthCare-CityMatchPropC				1,661	1,670	9	1,731	1,725	-6	See Form 3B
GFS	DPW	207990	DPW Operations	229897	DPW Street Environment Svcs	207956	DPW SES Budgetary	10000	GF Annual Account Ctrl	10034422-0026	PW Operating	PW Operating	20680	PW SES - Street Env Services	5130Fringe	519120	Long Term Disability Insurance				2,450	2,465	15	2,569	2,559	-10	See Form 3B
GFS	DPW	207990	DPW Operations	229897	DPW Street Environment Svcs	207956	DPW SES Budgetary	10000	GF Annual Account Ctrl	10034422-0026	PW Operating	PW Operating	20680	PW SES - Street Env Services	5200OHAllo	520190	Department Overhead				555,278	484,766	-70,512	250,891	497,082	246,191	
GFS	DPW	207990	DPW Operations	229897	DPW Street Environment Svcs	207956	DPW SES Budgetary	10000	GF Annual Account Ctrl	10034422-0026	PW Operating	PW Operating	20680	PW SES - Street Env Services	5200OHAllo	520290	Division Overhead				170,671	236,013	65,342	244,515	200,908	-43,607	
GFS	DPW	207990	DPW Operations	229897	DPW Street Environment Svcs	207956	DPW SES Budgetary	10000	GF Annual Account Ctrl	10034422-0026	PW Operating	PW Operating	20680	PW SES - Street Env Services	5200OHAllo	520990	Other Overhead Charges				199,844	37,924	-161,920	217,950	61,011	-156,939	
GFS	DPW	207990	DPW Operations	229897	DPW Street Environment Svcs	207956	DPW SES Budgetary	10000	GF Annual Account Ctrl	10034422-0026	PW Operating	PW Operating	20680	PW SES - Street Env Services	5380CityGP	538000	CBO Services - Budget				3,021,527	2,465,622	-555,905	3,112,173	2,556,268	-555,905	
GFS	DPW	207990	DPW Operations	229897	DPW Street Environment Svcs	207956	DPW SES Budgetary	10000	GF Annual Account Ctrl	10034422-0033	PW Operating	DPW-ENV Fund Swap	20680	PW SES - Street Env Services	5810OthDep	581370	GF-Environment				2,528,474	2,149,203	-379,271	2,528,474	2,149,203	-379,271	
GFS	DPW	207990	DPW Operations	229897	DPW Street Environment Svcs	207956	DPW SES Budgetary	10020	GF Continuing Authority Ctrl	10032120-0018	PW AB Bchnn-Nrth Pt Lit & Stm	Reserve- Project	20685	PW District 2 Projects	5060ProgPr	506070	Programmatic Projects-Budget				90,000	0	-90,000	90,000	0	-90,000	
GFS	DPW	207990	DPW Operations	229897	DPW Street Environment Svcs	207956	DPW SES Budgetary	10020	GF Continuing Authority Ctrl	10032127-0018	PW AB Neighborhood Clean Imprv	Reserve- Project	20694	PW District 11 Projects	5060ProgPr	506070	Programmatic Projects-Budget				38,000	0	-38,000	38,000	0	-38,000	
GFS	DPW	207990	DPW Operations	229897	DPW Street Environment Svcs	207956	DPW SES Budgetary	10020	GF Continuing Authority Ctrl	10036777-0002	PW AB D03 Chinatown Press Wash	Reserve- Project	20683	PW Citywide Projects	5060ProgPr	506070	Programmatic Projects-Budget				258,828	0	-258,828	266,593	0	-266,593	
GFS	DPW	207990	DPW Operations	229897	DPW Street Environment Svcs	207956	DPW SES Budgetary	10020	GF Continuing Authority Ctrl	10037827-0002	PW FY 22 Pit Stop Expansion	Reserve- Project	20683	PW Citywide Projects	5060ProgPr	506070	Programmatic Projects-Budget				6,583,540	3,134,816	-3,448,724	6,781,046	3,133,669	-3,647,377	
GFS	DPW	207990	DPW Operations	229897	DPW Street Environment Svcs	207956	DPW SES Budgetary	10020	GF Continuing Authority Ctrl	10041633-0002	PW AB Plt Stop 24 hr Locations	Reserve- Project	20683	PW Citywide Projects	5060ProgPr	506070	Programmatic Projects-Budget				400,000	0	-400,000	400,000	0	-400,000	
GFS	DPW	207990	DPW Operations	229897	DPW Street Environment Svcs	207956	DPW SES Budgetary	10040	GF PW Work Order	10016163-0002	PW Work Order	PW Work Order Budget	10002	Interdepartmental-Overhead	5010Salary	501010	Perm Salaries-Misc-Regular				2,133,145	2,144,696	11,551	2,261,869	2,246,558	-15,311	See Form 3B
GFS	DPW	207990	DPW Operations	229897	DPW Street Environment Svcs	207956	DPW SES Budgetary	10040	GF PW Work Order	10016163-0002	PW Work Order	PW Work Order Budget	10002	Interdepartmental-Overhead	5130Fringe	513010	Retire City Misc				306,966	308,628	1,662	323,221	321,033	-2,188	See Form 3B
GFS	DPW	207990	DPW Operations	229897	DPW Street Environment Svcs	207956	DPW SES Budgetary	10040	GF PW Work Order	10016163-0002	PW Work Order	PW Work Order Budget	10002	Interdepartmental-Overhead	5130Fringe	514010	Social Security (OASDI & HI)				188,052	188,768	716	196,037	195,088	-949	See Form 3B
GFS	DPW	207990	DPW Operations	229897	DPW Street Environment Svcs	207956	DPW SES Budgetary	10040	GF PW Work Order	10016163-0002	PW Work Order	PW Work Order Budget	10002	Interdepartmental-Overhead	5130Fringe	514020	Social Sec-Medicare(HI Only)				43,979	44,146	167	45,854	45,632	-222	See Form 3B
GFS	DPW	207990	DPW Operations	229897	DPW Street Environment Svcs	207956	DPW SES Budgetary	10040	GF PW Work Order	10016163-0002	PW Work Order	PW Work Order Budget	10002	Interdepartmental-Overhead	5130Fringe	515020	Retiree Health-Match-Prop B				22,641	22,727	86	23,609	23,495	-114	See Form 3B
GFS	DPW	207990	DPW Operations	229897	DPW Street Environment Svcs	207956	DPW SES Budgetary	10040	GF PW Work Order	10016163-0002	PW Work Order	PW Work Order Budget	10002	Interdepartmental-Overhead	5130Fringe	515030	RetireeHlthCare-CityMatchPropC				7,694	7,723	29	8,013	7,974	-39	See Form 3B
GFS	DPW	207990	DPW Operations	229897	DPW Street Environment Svcs	207956	DPW SES Budgetary	10040	GF PW Work Order	10016163-0002	PW Work Order	PW Work Order Budget	10002	Interdepartmental-Overhead	5130Fringe	519120	Long Term Disability Insurance				8,737	8,784	47	9,274	9,211	-63	See Form 3B
GFS	DPW	207990	DPW Operations	229897	DPW Street Environment Svcs	207956	DPW SES Budgetary	10040	GF PW Work Order	10016163-0002	PW Work Order	PW Work Order Budget	10002	Interdepartmental-Overhead	5200OHAllo	520190	Department Overhead				1,545,933	2,929,645	1,383,712	-4,121,969	4,666,546	8,788,515	
GFS	DPW	207990	DPW Operations	229897	DPW Street Environment Svcs	207956	DPW SES Budgetary	10040	GF PW Work Order	10016163-0002	PW Work Order	PW Work Order Budget	10002	Interdepartmental-Overhead	5200OHAllo	520290	Division Overhead				475,159	1,426,324	951,165	-2,013,542	1,886,101	3,899,643	
GFS	DPW	207990	DPW Operations	229897	DPW Street Environment Svcs	207956	DPW SES Budgetary	10040	GF PW Work Order	10016163-0002	PW Work Order	PW Work Order Budget	10002	Interdepartmental-Overhead	5200OHAllo	520990	Other Overhead Charges				1,036,936	5,150,274	4,113,338	540,408	7,035,816	6,495,408	
GFS	DPW	207990	DPW Operations	229897	DPW Street Environment Svcs	207956	DPW SES Budgetary	10040	GF PW Work Order	10034422-0001	PW Operating	PW Operating	10002	Interdepartmental-Overhead	5010Salary	501010	Perm Salaries-Misc-Regular				320,997	322,823	1,826	336,207	334,715	-1,492	See Form 3B
GFS	DPW	207990	DPW Operations	229897	DPW Street Environment Svcs	207956	DPW SES Budgetary	10040	GF PW Work Order	10034422-0001	PW Operating	PW Operating	10002	Interdepartmental-Overhead	5130Fringe	513010	Retire City Misc				46,192	46,455	263	48,045	47,832	-213	See Form 3B
GFS	DPW	207990	DPW Operations	229897	DPW Street Environment Svcs	207956	DPW SES Budgetary	10040	GF PW Work Order	10034422-0001	PW Operating	PW Operating	10002	Interdepartmental-Overhead	5130Fringe	514010	Social Security (OASDI & HI)				19,901	20,014	113	20,844	20,752	-92	See Form 3B
GFS	DPW	207990	DPW Operations	229897	DPW Street Environment Svcs	207956	DPW SES Budgetary	10040	GF PW Work Order	10034422-0001	PW Operating	PW Operating	10002	Interdepartmental-Overhead	5130Fringe	514020	Social Sec-Medicare(HI Only)				4,655	4,681	26	4,875	4,853	-22	See Form 3B
GFS	DPW	207990	DPW Operations	229897	DPW Street Environment Svcs	207956	DPW SES Budgetary	10040	GF PW Work Order	10034422-0001	PW Operating	PW Operating	10002	Interdepartmental-Overhead	5130Fringe	515020	Retiree Health-Match-Prop B				2,396	2,410	14	2,511	2,500	-11	See Form 3B
GFS	DPW	207990	DPW Operations	229897	DPW Street Environment Svcs	207956	DPW SES Budgetary	10040	GF PW Work Order	10034422-0001	PW Operating	PW Operating	10002	Interdepartmental-Overhead	5130Fringe	515030	RetireeHlthCare-CityMatchPropC				815	820	5	853	849	-4	See Form 3B
GFS	DPW	207990	DPW Operations	229897	DPW Street Environment Svcs	207956	DPW SES Budgetary	10040	GF PW Work Order	10034422-0001	PW Operating	PW Operating	10002	Interdepartmental-Overhead	5130Fringe	519120	Long Term Disability Insurance				1,315	1,322	7	1,379	1,373	-6	See Form 3B
GFS	DPW	207990	DPW Operations	229897	DPW Street Environment Svcs	207956	DPW SES Budgetary	10040	GF PW Work Order	10034422-0001	PW Operating	PW Operating	10002	Interdepartmental-Overhead	5200OHAllo	520190	Department Overhead				274,346	239,539	-34,807	0	246,257	246,257	
GFS	DPW	207990	DPW Operations	229897	DPW Street Environment Svcs	207956	DPW SES Budgetary	10040	GF PW Work Order	10034422-0001	PW Operating	PW Operating	10002	Interdepartmental-Overhead	5200OHAllo	520290	Division Overhead				84,323	116,622	32,299	0	99,531	99,531	
GFS	DPW	207990	DPW Operations	229897	DPW Street Environment Svcs	207956	DPW SES Budgetary	10040	GF PW Work Order	10034422-0001	PW Operating	PW Operating	10002	Interdepartmental-Overhead	5200OHAllo	520990	Other Overhead Charges				98,736	18,739	-79,997	0	30,225	30,225	
GFS	DPW	207990	DPW Operations	249642	DPW Urban Forestry	207959	DPW BUF Budgetary	10040	GF PW Work Order	10016163-0002	PW Work Order	PW Work Order Budget	10002	Interdepartmental-Overhead	5010Salary	501010	Perm Salaries-Misc-Regular				6,895,791	7,116,032	220,241	7,243,528	7,941,551	698,023	See Form 3B
GFS	DPW	207990	DPW Operations	249642	DPW Urban Forestry	207959	DPW BUF Budgetary	10040	GF PW Work Order	10016163-0002	PW Work Order	PW Work Order Budget	10002	Interdepartmental-Overhead	5130Fringe	513010	Retire City Misc				986,323	1,018,016	31,693	1,028,871	1,128,619	99,748	See Form 3B
GFS	DPW	207990	DPW Operations	249642	DPW Urban Forestry	207959	DPW BUF Budgetary	10040	GF PW Work Order	10016163-0002	PW Work Order	PW Work Order Budget	10002	Interdepartmental-Overhead	5130Fringe	514010	Social Security (OASDI & HI)				464,752	478,407	13,655	486,316	529,593	43,277	See Form 3B
GFS	DPW	207990	DPW Operations	249642	DPW Urban Forestry	207959	DPW BUF Budgetary	10040	GF PW Work Order	10016163-0002	PW Work Order	PW Work Order Budget	10002	Interdepartmental-Overhead	5130Fringe	514020	Social Sec-Medicare(HI Only)				108,684	111,877	3,193	113,742	123,863	10,121	See Form 3B
GFS	DPW	207990	DPW Operations	249642	DPW Urban Forestry	207959	DPW BUF Budgetary	10040	GF PW Work Order	10016163-0002	PW Work Order	PW Work Order Budget	10002	Interdepartmental-Overhead	5130Fringe	515020	Retiree Health-Match-Prop B				55,953	57,597	1,644	58,554	63,765	5,211	See Form 3B
GFS	DPW	207990	DPW Operations	249642	DPW Urban Forestry	207959	DPW BUF Budgetary	10040	GF PW Work Order	10016163-0002	PW Work Order	PW Work Order Budget	10002	Interdepartmental-Overhead	5130Fringe	515030	RetireeHlthCare-CityMatchPropC				19,016	19,574	558	19,864	21,633	1,769	See Form 3B
GFS	DPW	207990	DPW Operations	249642	DPW Urban Forestry	207959	DPW BUF Budgetary	10040	GF PW Work Order	10016163-0002	PW Work Order	PW Work Order Budget	10002	Interdepartmental-Overhead	5130Fringe	519120	Long Term Disability Insurance				11,637	12,540	903	12,434	15,296	2,862	See Form 3B
GFS	DPW	207990	DPW Operations	249642	DPW Urban Forestry	207959	DPW BUF Budgetary	10040	GF PW Work Order	10016163-0002	PW Work Order	PW Work Order Budget	10002	Interdepartmental-Overhead	5200OHAllo	520190	Department Overhead				1,239,991	1,603,540	363,549	1,476,844	1,592,329	115,485	
GFS	DPW	207990	DPW Operations	249642	DPW Urban Forestry	207959	DPW BUF Budgetary	10040	GF PW Work Order	10016163-0002	PW Work Order	PW Work Order Budget	10002	Interdepartmental-Overhead	5200OHAllo	520290	Division Overhead				779,738	1,197,518	417,780	673,102	994,564	321,462	
GFS	DPW	207990	DPW Operations	249642	DPW Urban Forestry	207959	DPW BUF Budgetary	10040	GF PW Work Order	10016163-0002	PW Work Order	PW Work Order Budget	10002	Interdepartmental-Overhead	5200OHAllo	520990	Other Overhead Charges				804,038	5,146,223	4,342,185	426,511	3,044,580	2,618,069	
GFS	DPW	207990	DPW Operations	249642	DPW Urban Forestry	207959	DPW BUF Budgetary	10040	GF PW Work Order	10041346-0001	PW Justice Jobs and Trees	Reserve	10002	Interdepartmental-Overhead	5010Salary	501010	Perm Salaries-Misc-Regular				0	0	0	0	0	0	See Form 3B
GFS	DPW	229889	DPW Administration	229881	DPW Dpty Director Fin & Admin	232636	DPW OFFMA Deputy	10040	GF PW Work Order	10016163-0002	PW Work Order	PW Work Order Budget	10002	Interdepartmental-Overhead	5200OHAllo	520190	Department Overhead				451,243	111,836	-339,407	395,676	114,100	-281,576	
GFS	DPW	229889	DPW Administration	229881	DPW Dpty Director Fin & Admin	232636	DPW OFFMA Deputy	10040	GF PW Work Order	10016163-0002	PW Work Order	PW Work Order Budget	10002	Interdepartmental-Overhead	5200OHAllo	520990	Other Overhead Charges				203,468	189,557	-13,911	246,563	195,774	-50,789	
NGFS	DPW	207988	DPW Infrastructure	229863	DPW Infrastcr Desgn & Const	207954	DPW IDC Budgetary	13920	SR PW-Overhead	10029981-0002	PW-Overhead	PW-Bureau Overhead	20678	PW IDC - Infra Dsgn & Const	5010Salary	501010	Perm Salaries-Misc-Regular				4,684,030	4,849,283	165,253	4,937,776	5,053,501	115,725	See Form 3B
NGFS	DPW	207988	DPW Infrastructure	229863	DPW Infrastcr Desgn & Const	207954	DPW IDC Budgetary	13920	SR PW-Overhead	10029981-0002	PW-Overhead	PW-Bureau Overhead	20678	PW IDC - Infra Dsgn & Const	5010Salary	505010	Temp Misc Regular Salaries				1,114,046	607,833	-506,213	1,114,046	607,833	-506,213	See Form 3B
NGFS	DPW	207988	DPW Infrastructure	229863	DPW Infrastcr Desgn & Const	207954	DPW IDC Budgetary	13920	SR PW-Overhead	10029981-0002	PW-Overhead	PW-Bureau Overhead	20678	PW IDC - Infra Dsgn & Const	5130Fringe	513010	Retire City Misc				649,429	673,210	23,781	680,080	696,618	16,538	See Form 3B
NGFS	DPW	207988	DPW Infrastructure	229863	DPW Infrastcr Desgn & Const	207954	DPW IDC Budgetary	13920	SR PW-Overhead	10029981-0002	PW-Overhead	PW-Bureau Overhead	20678	PW IDC - Infra Dsgn & Const	5130Fringe	514010	Social Security (OASDI & HI)				285,638	264,499	-21,139	300,648	276,438	-24,210	See Form 3B
NGFS	DPW	207988	DPW Infrastructure	229863	DPW Infrastcr Desgn & Const	207954	DPW IDC Budgetary	13920	SR PW-Overhead	10029981-0002	PW-Overhead	PW-Bureau Overhead	20678	PW IDC - Infra Dsgn & Const	5130Fringe	514020	Social Sec-Medicare(HI Only)				84,537	79,592	-4,945	88,205	82,544	-5,661	See Form 3B
NGFS	DPW	207988	DPW Infrastructure	229863	DPW Infrastcr Desgn & Const	207954	DPW IDC Budgetary	13920	SR PW-Overhead	10029981-0002	PW-Overhead	PW-Bureau Overhead	20678	PW IDC - Infra Dsgn & Const	5130Fringe	515020	Retiree Health-Match-Prop B				43,525	40,980	-2,545	45,419	42,504	-2,915	See Form 3B
NGFS	DPW	207988	DPW Infrastructure	229863	DPW Infrastcr Desgn & Const	207954	DPW IDC Budgetary	13920	SR PW-Overhead	10029981-0002	PW-Overhead	PW-Bureau Overhead	20678	PW IDC - Infra Dsgn & Const	5130Fringe	515030	RetireeHlthCare-CityMatchPropC				14,778	13,913	-865	15,414	14,424	-990	See Form 3B
NGFS	DPW	207988	DPW Infrastructure	229863	DPW Infrastcr Desgn & Const	207954	DPW IDC Budgetary	13920	SR PW-Overhead	10029981-0002	PW-Overhead	PW-Bureau Overhead	20678	PW IDC - Infra Dsgn & Const	5130Fringe	519120	Long Term Disability Insurance				11,400	12,078	678	12,140	12,615	475	See Form 3B
NGFS	DPW	207988	DPW Infrastructure	229863	DPW Infrastcr Desgn & Const	207954	DPW IDC Budgetary	13920	SR PW-Overhead	10029981-0002	PW-Overhead	PW-Bureau Overhead	20678	PW IDC - Infra Dsgn & Const	5200OHAllo	520100	Overhead Recovery				-19,233,652	-15,778,142	3,455,510	-16,560,516	-20,111,084	-3,550,568	
NGFS	DPW	207988	DPW Infrastructure	229863	DPW Infrastcr Desgn & Const	207954	DPW IDC Budgetary	13920	SR PW-Overhead	10029981-0002	PW-Overhead	PW-Bureau Overhead	20678	PW IDC - Infra Dsgn & Const	5210NPSvcs	521030	Air Travel - Employees				17,316	0	-17,316	17,316	0	-17,316	
NGFS	DPW	207988	DPW Infrastructure	229863	DPW Infrastcr Desgn & Const	207954	DPW IDC Budgetary	13920	SR PW-Overhead	10029981-0002	PW-Overhead	PW-Bureau Overhead	20678	PW IDC - Infra Dsgn & Const	5210NPSvcs	521050	Non-Air Travel - Employees				42,120	0	-42,120	42,120	0	-42,120	
NGFS	DPW	207988	DPW Infrastructure	229863	DPW Infrastcr Desgn & Const	207954	DPW IDC Budgetary	13920	SR PW-Overhead	10029981-0002	PW-Overhead	PW-Bureau Overhead	20678	PW IDC - Infra Dsgn & Const	5210NPSvcs	522000	Training - Budget				163,144	110,450	-52,694	163,144	117,250	-45,894	
NGFS	DPW	207988	DPW Infrastructure	229863	DPW Infrastcr Desgn & Const	207954	DPW IDC Budgetary	13920	SR PW-Overhead	10029981-0002	PW-Overhead	PW-Bureau Overhead	20678	PW IDC - Infra Dsgn & Const	5210NPSvcs	524010	Membership Fees				3,500	3,200	-300	3,500	3,200	-300	
NGFS	DPW	207988	DPW Infrastructure	229863	DPW Infrastcr Desgn & Const	207954	DPW IDC Budgetary	13920	SR PW-Overhead	10029981-0002	PW-Overhead	PW-Bureau Overhead	20678	PW IDC - Infra Dsgn & Const	5210NPSvcs	527000	Prof & Specialized Svcs-Bdgt				45,000	15,000	-30,000	45,000	20,000	-25,000	
NGFS	DPW	207988	DPW Infrastructure	229863	DPW Infrastcr Desgn & Const	207954	DPW IDC Budgetary	13920	SR PW-Overhead	10029981-0002	PW-Overhead	PW-Bureau Overhead	20678	PW IDC - Infra Dsgn & Const	5210NPSvcs	528010	Scavenger Services				13,000	0	-13,000	13,000	0	-13,000	
NGFS	DPW	207988	DPW Infrastructure	229863	DPW Infrastcr Desgn & Const	207954	DPW IDC Budgetary	13920	SR PW-Overhead	10029981-0002	PW-Overhead	PW-Bureau Overhead	20678	PW IDC - Infra Dsgn & Const	5210NPSvcs	535000	Other Current Expenses - Bdgt				636,500	402,000	-234,500	636,500	402,000	-234,500	
NGFS	DPW	207988	DPW Infrastructure	229863	DPW Infrastcr Desgn & Const	207954	DPW IDC Budgetary	13920	SR PW-Overhead	10029981-0002	PW-Overhead	PW-Bureau Overhead	20678	PW IDC - Infra Dsgn & Const	5400Mat&Su	540000	Materials & Supplies-Budget				196,079	150,428	-45,651	196,079	150,428	-45,651	
NGFS	DPW	207988	DPW Infrastructure	229863	DPW Infrastcr Desgn & Const	207954	DPW IDC Budgetary	13920	SR PW-Overhead	10029981-0002	PW-Overhead	PW-Bureau Overhead	20678	PW IDC - Infra Dsgn & Const	5810OthDep	581067	Sr-DPW-Building Repair				100,000	25,000	-75,000	100,000	25,000	-75,000	
NGFS	DPW	207988	DPW Infrastructure	229863	DPW Infrastcr Desgn & Const	207954	DPW IDC Budgetary	13920	SR PW-Overhead	10029981-0002	PW-Overhead	PW-Bureau Overhead	20678	PW IDC - Infra Dsgn & Const	5810OthDep	581072	Sr-DPW-Geog. Information Sys				20,000	0	-20,000	20,000	0	-20,000	
NGFS	DPW	207988	DPW Infrastructure	229863	DPW Infrastcr Desgn & Const	207954	DPW IDC Budgetary	13920	SR PW-Overhead	10029981-0002	PW-Overhead	PW-Bureau Overhead	20678	PW IDC - Infra Dsgn & Const	5810OthDep	581450	GF-HR-Mgmt Training				10,000	0	-10,000	10,000	0	-10,000	
NGFS	DPW	207988	DPW Infrastructure	229863	DPW Infrastcr Desgn & Const	207954	DPW IDC Budgetary	13920	SR PW-Overhead	10029981-0002	PW-Overhead	PW-Bureau Overhead	20678	PW IDC - Infra Dsgn & Const	5810OthDep	581780	OCA-Labor Standard Enforcement				144,830	251,753	106,923	144,830	182,607	37,777	
NGFS	DPW	207988	DPW Infrastructure	229863	DPW Infrastcr Desgn & Const	207954	DPW IDC Budgetary	13920	SR PW-Overhead	10029981-0002	PW-Overhead	PW-Bureau Overhead	20678	PW IDC - Infra Dsgn & Const	5980UARDes	598040	Designated For General Reserve				603,369	0	-603,369	0	2,351,716	2,351,716	
NGFS	DPW	207988	DPW Infrastructure	229863	DPW Infrastcr Desgn & Const	207954	DPW IDC Budgetary	13920	SR PW-Overhead	10029981-0002	PW-Overhead	PW-Bureau Overhead	21412	IT Systems and Equipment	5210NPSvcs	527610	Systems Consulting Services				414,336	268,400	-145,936	414,336	318,400	-95,936	
NGFS	DPW	207988	DPW Infrastructure	229863	DPW Infrastcr Desgn & Const	207954	DPW IDC Budgetary	13920	SR PW-Overhead	10029981-0002	PW-Overhead	PW-Bureau Overhead	21412	IT Systems and Equipment	5210NPSvcs	535960	Software Licensing Fees				982,545	969,026	-13,519	1,213,194	976,330	-236,864	
NGFS	DPW	207988	DPW Infrastructure	229863	DPW Infrastcr Desgn & Const	207954	DPW IDC Budgetary	13920	SR PW-Overhead	10029981-0002	PW-Overhead	PW-Bureau Overhead	21412	IT Systems and Equipment	5400Mat&Su	549210	Data Processing Supplies				352,500	240,000	-112,500	352,500	240,000	-112,500	
NGFS	DPW	207988	DPW Infrastructure	229863	DPW Infrastcr Desgn & Const	207954	DPW IDC Budgetary	13920	SR PW-Overhead	10029981-0005	PW-Overhead	PW-Training	20678	PW IDC - Infra Dsgn & Const	5810OthDep	581450	GF-HR-Mgmt Training				0	5,000	5,000	0	5,000	5,000	
NGFS	DPW	207988	DPW Infrastructure	229863	DPW Infrastcr Desgn & Const	207954	DPW IDC Budgetary	13920	SR PW-Overhead	10034424-0450	PW Equipment	DPW27001 - Sedan	20678	PW IDC - Infra Dsgn & Const	5600CapOut	560000	Equipment Purchase-Budget	DPW27001			0	0	0	0	49,511	49,511	Our hiring plan includes onboarding 19 staff members over the next fiscal year, of which 11 will be field inspectors who require dedicated vehicles. While we plan to reassign our current vehicles to the new inspection staff, we still need six additional vehicles to meet the demand. Without these additional vehicles, we risk delays and jeopardizing the timely completion of capital projects. Such setbacks could lead to a loss of projects and crucial funding from our client departments.
NGFS	DPW	207988	DPW Infrastructure	229863	DPW Infrastcr Desgn & Const	207954	DPW IDC Budgetary	13920	SR PW-Overhead	10034424-0451	PW Equipment	DPW27002 - Sedan	20678	PW IDC - Infra Dsgn & Const	5600CapOut	560000	Equipment Purchase-Budget	DPW27002			0	0	0	0	49,511	49,511	Our hiring plan includes onboarding 19 staff members over the next fiscal year, of which 11 will be field inspectors who require dedicated vehicles. While we plan to reassign our current vehicles to the new inspection staff, we still need six additional vehicles to meet the demand. Without these additional vehicles, we risk delays and jeopardizing the timely completion of capital projects. Such setbacks could lead to a loss of projects and crucial funding from our client departments.

BUDGET FORM 3A: Expenditure Change

Total BY Expenditure **-3,476,524** Total BY1 Expenditure **-1,371,461**

GFS Type	Dept Grp	Division	Division Title	Section	Section Title	Dept ID	Dept ID Title	Fund	Fund Title	Project-Activity	Project Title	Activity Title	Authority	Authority Title	Account Lvl 5 Title	Account	Account Title	Equipment #	TRIO	Agency Use	FY 2025-26 Base	FY 2025-26 Department	FY 2025-26 Dept - Base	FY 2026-27 Base	FY 2026-27 Department	FY 2026-27 Dept - Base	Explanation of Change
NGFS	DPW	207988	DPW Infrastructure	229863	DPW Infrastcr Desgn & Const	207954	DPW IDC Budgetary	13920	SR PW-Overhead	10034424-0452	PW Equipment	DPW27003 - Sedan	20678	PW IDC - Infra Dsgn & Const	5600CapOut	560000	Equipment Purchase-Budget	DPW27003			0	0	0	0	49,511	49,511	Our hiring plan includes onboarding 19 staff members over the next fiscal year, of which 11 will be field inspectors who require dedicated vehicles. While we plan to reassign our current vehicles to the new inspection staff, we still need six additional vehicles to meet the demand. Without these additional vehicles, we risk delays and jeopardizing the timely completion of capital projects. Such setbacks could lead to a loss of projects and crucial funding from our client departments.
NGFS	DPW	207988	DPW Infrastructure	229863	DPW Infrastcr Desgn & Const	207954	DPW IDC Budgetary	13940	SR PW Paid Time Off	10029982-0003	PW-Paid Time Off	PW-Paid Time Off	10002	Interdepartmental-Overhead	5010Salary	501010	Perm Salaries-Misc-Regular				8,744,383	8,496,540	-247,843	8,744,383	8,785,396	41,013	See Form 3B
NGFS	DPW	207988	DPW Infrastructure	229863	DPW Infrastcr Desgn & Const	207954	DPW IDC Budgetary	13940	SR PW Paid Time Off	10029982-0003	PW-Paid Time Off	PW-Paid Time Off	10002	Interdepartmental-Overhead	5130Fringe	513010	Retire City Misc				1,258,319	1,222,654	-35,665	1,249,574	1,255,435	5,861	See Form 3B
NGFS	DPW	207988	DPW Infrastructure	229863	DPW Infrastcr Desgn & Const	207954	DPW IDC Budgetary	13940	SR PW Paid Time Off	10029982-0003	PW-Paid Time Off	PW-Paid Time Off	10002	Interdepartmental-Overhead	5130Fringe	514010	Social Security (OASDI & HI)				542,153	526,787	-15,366	542,153	544,696	2,543	See Form 3B
NGFS	DPW	207988	DPW Infrastructure	229863	DPW Infrastcr Desgn & Const	207954	DPW IDC Budgetary	13940	SR PW Paid Time Off	10029982-0003	PW-Paid Time Off	PW-Paid Time Off	10002	Interdepartmental-Overhead	5130Fringe	514020	Social Sec-Medicare(HI Only)				126,794	123,200	-3,594	126,794	127,389	595	See Form 3B
NGFS	DPW	207988	DPW Infrastructure	229863	DPW Infrastcr Desgn & Const	207954	DPW IDC Budgetary	13940	SR PW Paid Time Off	10029982-0003	PW-Paid Time Off	PW-Paid Time Off	10002	Interdepartmental-Overhead	5130Fringe	515020	Retiree Health-Match-Prop B				65,286	63,436	-1,850	65,286	65,592	306	See Form 3B
NGFS	DPW	207988	DPW Infrastructure	229863	DPW Infrastcr Desgn & Const	207954	DPW IDC Budgetary	13940	SR PW Paid Time Off	10029982-0003	PW-Paid Time Off	PW-Paid Time Off	10002	Interdepartmental-Overhead	5130Fringe	515030	RetireeHlthCare-CityMatchPropC				22,158	21,530	-628	22,158	22,262	104	See Form 3B
NGFS	DPW	207988	DPW Infrastructure	229863	DPW Infrastcr Desgn & Const	207954	DPW IDC Budgetary	13940	SR PW Paid Time Off	10029982-0003	PW-Paid Time Off	PW-Paid Time Off	10002	Interdepartmental-Overhead	5130Fringe	519120	Long Term Disability Insurance				35,852	34,836	-1,016	35,852	36,020	168	See Form 3B
NGFS	DPW	207988	DPW Infrastructure	229863	DPW Infrastcr Desgn & Const	207954	DPW IDC Budgetary	13940	SR PW Paid Time Off	10029982-0003	PW-Paid Time Off	PW-Paid Time Off	10002	Interdepartmental-Overhead	5200OHAllo	520100	Overhead Recovery				-10,794,927	-8,903,954	1,890,973	-9,548,226	-10,836,802	-1,288,576	
NGFS	DPW	207988	DPW Infrastructure	229863	DPW Infrastcr Desgn & Const	207954	DPW IDC Budgetary	13940	SR PW Paid Time Off	10029982-0003	PW-Paid Time Off	PW-Paid Time Off	10002	Interdepartmental-Overhead	5980UARDes	598040	Designated For General Reserve				0	0	0	946,844	0	-946,844	
NGFS	DPW	207988	DPW Infrastructure	229863	DPW Infrastcr Desgn & Const	207954	DPW IDC Budgetary	17220	CPSIF Street Impvt-Sta	10037693-0021	PW SOMA Tree Nursery	Clean CA - CTR00003159	21460	PW Tree Establishment FY 22	5600CapOut	567000	Bldgs,Struct&Imprv Proj-Budget				0	12,749	12,749	0	0	0	Additional funds allocated from grantor
NGFS	DPW	207988	DPW Infrastructure	229873	DPW Dpty Dir of Infrastructure	229873	DPW Dpty Dir of Infrastructure	13920	SR PW-Overhead	10029981-0001	PW-Overhead	PW-Dept Overhead	20677	PW GEN - General Admin	5010Salary	501010	Perm Salaries-Misc-Regular				216,635	217,547	912	227,414	226,414	-1,000	See Form 3B
NGFS	DPW	207988	DPW Infrastructure	229873	DPW Dpty Dir of Infrastructure	229873	DPW Dpty Dir of Infrastructure	13920	SR PW-Overhead	10029981-0001	PW-Overhead	PW-Dept Overhead	20677	PW GEN - General Admin	5130Fringe	513010	Retire City Misc				29,764	29,895	131	31,036	30,893	-143	See Form 3B
NGFS	DPW	207988	DPW Infrastructure	229873	DPW Dpty Dir of Infrastructure	229873	DPW Dpty Dir of Infrastructure	13920	SR PW-Overhead	10029981-0001	PW-Overhead	PW-Dept Overhead	20677	PW GEN - General Admin	5130Fringe	514010	Social Security (OASDI & HI)				7,493	7,550	57	8,035	7,973	-62	See Form 3B
NGFS	DPW	207988	DPW Infrastructure	229873	DPW Dpty Dir of Infrastructure	229873	DPW Dpty Dir of Infrastructure	13920	SR PW-Overhead	10029981-0001	PW-Overhead	PW-Dept Overhead	20677	PW GEN - General Admin	5130Fringe	514020	Social Sec-Medicare(HI Only)				3,267	3,280	13	3,423	3,409	-14	See Form 3B
NGFS	DPW	207988	DPW Infrastructure	229873	DPW Dpty Dir of Infrastructure	229873	DPW Dpty Dir of Infrastructure	13920	SR PW-Overhead	10029981-0001	PW-Overhead	PW-Dept Overhead	20677	PW GEN - General Admin	5130Fringe	515020	Retiree Health-Match-Prop B				1,683	1,690	7	1,764	1,757	-7	See Form 3B
NGFS	DPW	207988	DPW Infrastructure	229873	DPW Dpty Dir of Infrastructure	229873	DPW Dpty Dir of Infrastructure	13920	SR PW-Overhead	10029981-0001	PW-Overhead	PW-Dept Overhead	20677	PW GEN - General Admin	5130Fringe	515030	RetireeHlthCare-CityMatchPropC				571	573	2	598	595	-3	See Form 3B
NGFS	DPW	207988	DPW Infrastructure	229873	DPW Dpty Dir of Infrastructure	229873	DPW Dpty Dir of Infrastructure	13920	SR PW-Overhead	10029981-0001	PW-Overhead	PW-Dept Overhead	20677	PW GEN - General Admin	5130Fringe	519120	Long Term Disability Insurance				-278	-274	4	-278	-282	-4	See Form 3B
NGFS	DPW	207988	DPW Infrastructure	229873	DPW Dpty Dir of Infrastructure	229873	DPW Dpty Dir of Infrastructure	13920	SR PW-Overhead	10029981-0001	PW-Overhead	PW-Dept Overhead	20677	PW GEN - General Admin	5200OHAllo	520100	Overhead Recovery				57,728	56,602	-1,126	57,308	58,913	1,605	
NGFS	DPW	207988	DPW Infrastructure	229873	DPW Dpty Dir of Infrastructure	229873	DPW Dpty Dir of Infrastructure	13920	SR PW-Overhead	10029981-0001	PW-Overhead	PW-Dept Overhead	20677	PW GEN - General Admin	5210NPSvcs	535000	Other Current Expenses - Bdgt				4,289	0	-4,289	4,289	0	-4,289	
NGFS	DPW	207988	DPW Infrastructure	229906	DPW Street Use & Mapping	207957	DPW BSM Budgetary	13920	SR PW-Overhead	10029981-0002	PW-Overhead	PW-Bureau Overhead	20682	PW BSM - Street Use & Mapping	5010Salary	501010	Perm Salaries-Misc-Regular				947,043	958,762	11,719	997,283	998,475	1,192	See Form 3B
NGFS	DPW	207988	DPW Infrastructure	229906	DPW Street Use & Mapping	207957	DPW BSM Budgetary	13920	SR PW-Overhead	10029981-0002	PW-Overhead	PW-Bureau Overhead	20682	PW BSM - Street Use & Mapping	5010Salary	505010	Temp Misc Regular Salaries				150,577	129,788	-20,789	150,577	129,788	-20,789	See Form 3B
NGFS	DPW	207988	DPW Infrastructure	229906	DPW Street Use & Mapping	207957	DPW BSM Budgetary	13920	SR PW-Overhead	10029981-0002	PW-Overhead	PW-Bureau Overhead	20682	PW BSM - Street Use & Mapping	5010Salary	511010	Overtime - Scheduled Misc				1,590	1,371	-219	1,590	1,371	-219	See Form 3B
NGFS	DPW	207988	DPW Infrastructure	229906	DPW Street Use & Mapping	207957	DPW BSM Budgetary	13920	SR PW-Overhead	10029981-0002	PW-Overhead	PW-Bureau Overhead	20682	PW BSM - Street Use & Mapping	5130Fringe	513010	Retire City Misc				130,912	132,598	1,686	136,950	137,120	170	See Form 3B
NGFS	DPW	207988	DPW Infrastructure	229906	DPW Street Use & Mapping	207957	DPW BSM Budgetary	13920	SR PW-Overhead	10029981-0002	PW-Overhead	PW-Bureau Overhead	20682	PW BSM - Street Use & Mapping	5130Fringe	514010	Social Security (OASDI & HI)				55,738	55,162	-576	58,860	57,631	-1,229	See Form 3B
NGFS	DPW	207988	DPW Infrastructure	229906	DPW Street Use & Mapping	207957	DPW BSM Budgetary	13920	SR PW-Overhead	10029981-0002	PW-Overhead	PW-Bureau Overhead	20682	PW BSM - Street Use & Mapping	5130Fringe	514020	Social Sec-Medicare(HI Only)				15,936	15,802	-134	16,666	16,379	-287	See Form 3B
NGFS	DPW	207988	DPW Infrastructure	229906	DPW Street Use & Mapping	207957	DPW BSM Budgetary	13920	SR PW-Overhead	10029981-0002	PW-Overhead	PW-Bureau Overhead	20682	PW BSM - Street Use & Mapping	5130Fringe	515020	Retiree Health-Match-Prop B				8,206	8,136	-70	8,582	8,434	-148	See Form 3B
NGFS	DPW	207988	DPW Infrastructure	229906	DPW Street Use & Mapping	207957	DPW BSM Budgetary	13920	SR PW-Overhead	10029981-0002	PW-Overhead	PW-Bureau Overhead	20682	PW BSM - Street Use & Mapping	5130Fringe	515030	RetireeHlthCare-CityMatchPropC				2,788	2,764	-24	2,914	2,863	-51	See Form 3B
NGFS	DPW	207988	DPW Infrastructure	229906	DPW Street Use & Mapping	207957	DPW BSM Budgetary	13920	SR PW-Overhead	10029981-0002	PW-Overhead	PW-Bureau Overhead	20682	PW BSM - Street Use & Mapping	5130Fringe	519120	Long Term Disability Insurance				109	157	48	173	178	5	See Form 3B
NGFS	DPW	207988	DPW Infrastructure	229906	DPW Street Use & Mapping	207957	DPW BSM Budgetary	13920	SR PW-Overhead	10029981-0002	PW-Overhead	PW-Bureau Overhead	20682	PW BSM - Street Use & Mapping	5200OHAllo	520100	Overhead Recovery				-5,243,418	-3,189,300	2,054,118	-3,940,007	-4,829,981	-889,974	
NGFS	DPW	207988	DPW Infrastructure	229906	DPW Street Use & Mapping	207957	DPW BSM Budgetary	13920	SR PW-Overhead	10029981-0002	PW-Overhead	PW-Bureau Overhead	20682	PW BSM - Street Use & Mapping	5210NPSvcs	522000	Training - Budget				69,662	44,213	-25,449	69,662	44,213	-25,449	
NGFS	DPW	207988	DPW Infrastructure	229906	DPW Street Use & Mapping	207957	DPW BSM Budgetary	13920	SR PW-Overhead	10029981-0002	PW-Overhead	PW-Bureau Overhead	20682	PW BSM - Street Use & Mapping	5210NPSvcs	535000	Other Current Expenses - Bdgt				182,851	155,423	-27,428	182,851	155,423	-27,428	
NGFS	DPW	207988	DPW Infrastructure	229906	DPW Street Use & Mapping	207957	DPW BSM Budgetary	13920	SR PW-Overhead	10029981-0002	PW-Overhead	PW-Bureau Overhead	20682	PW BSM - Street Use & Mapping	5400Mat&Su	540000	Materials & Supplies-Budget				56,747	48,235	-8,512	56,747	48,235	-8,512	
NGFS	DPW	207988	DPW Infrastructure	229906	DPW Street Use & Mapping	207957	DPW BSM Budgetary	13920	SR PW-Overhead	10029981-0002	PW-Overhead	PW-Bureau Overhead	20682	PW BSM - Street Use & Mapping	5810OthDep	581450	GF-HR-Mgmt Training				1,000	0	-1,000	1,000	0	-1,000	
NGFS	DPW	207988	DPW Infrastructure	229906	DPW Street Use & Mapping	207957	DPW BSM Budgetary	13920	SR PW-Overhead	10029981-0002	PW-Overhead	PW-Bureau Overhead	20682	PW BSM - Street Use & Mapping	5980UARDes	598040	Designated For General Reserve				207,228	0	-207,228	0	0	0	
NGFS	DPW	207988	DPW Infrastructure	229906	DPW Street Use & Mapping	207957	DPW BSM Budgetary	13920	SR PW-Overhead	10029981-0002	PW-Overhead	PW-Bureau Overhead	21412	IT Systems and Equipment	5210NPSvcs	535960	Software Licensing Fees				502,096	426,782	-75,314	502,096	426,782	-75,314	
NGFS	DPW	207988	DPW Infrastructure	229906	DPW Street Use & Mapping	207957	DPW BSM Budgetary	13920	SR PW-Overhead	10029981-0002	PW-Overhead	PW-Bureau Overhead	21412	IT Systems and Equipment	5400Mat&Su	549210	Data Processing Supplies				154,651	131,453	-23,198	154,651	131,453	-23,198	
NGFS	DPW	207988	DPW Infrastructure	229906	DPW Street Use & Mapping	207957	DPW BSM Budgetary	13920	SR PW-Overhead	10029981-0005	PW-Overhead	PW-Training	20682	PW BSM - Street Use & Mapping	5810OthDep	581450	GF-HR-Mgmt Training				0	1,000	1,000	0	1,000	1,000	
NGFS	DPW	207988	DPW Infrastructure	229906	DPW Street Use & Mapping	207957	DPW BSM Budgetary	13940	SR PW Paid Time Off	10029982-0003	PW-Paid Time Off	PW-Paid Time Off	10002	Interdepartmental-Overhead	5010Salary	501010	Perm Salaries-Misc-Regular				2,601,731	3,002,164	400,433	2,601,731	3,103,726	501,995	See Form 3B
NGFS	DPW	207988	DPW Infrastructure	229906	DPW Street Use & Mapping	207957	DPW BSM Budgetary	13940	SR PW Paid Time Off	10029982-0003	PW-Paid Time Off	PW-Paid Time Off	10002	Interdepartmental-Overhead	5130Fringe	513010	Retire City Misc				374,390	432,012	57,622	371,788	443,523	71,735	See Form 3B
NGFS	DPW	207988	DPW Infrastructure	229906	DPW Street Use & Mapping	207957	DPW BSM Budgetary	13940	SR PW Paid Time Off	10029982-0003	PW-Paid Time Off	PW-Paid Time Off	10002	Interdepartmental-Overhead	5130Fringe	514010	Social Security (OASDI & HI)				161,308	186,135	24,827	161,308	192,432	31,124	See Form 3B
NGFS	DPW	207988	DPW Infrastructure	229906	DPW Street Use & Mapping	207957	DPW BSM Budgetary	13940	SR PW Paid Time Off	10029982-0003	PW-Paid Time Off	PW-Paid Time Off	10002	Interdepartmental-Overhead	5130Fringe	514020	Social Sec-Medicare(HI Only)				37,725	43,531	5,806	37,725	45,004	7,279	See Form 3B
NGFS	DPW	207988	DPW Infrastructure	229906	DPW Street Use & Mapping	207957	DPW BSM Budgetary	13940	SR PW Paid Time Off	10029982-0003	PW-Paid Time Off	PW-Paid Time Off	10002	Interdepartmental-Overhead	5130Fringe	515020	Retiree Health-Match-Prop B				19,425	22,415	2,990	19,425	23,173	3,748	See Form 3B
NGFS	DPW	207988	DPW Infrastructure	229906	DPW Street Use & Mapping	207957	DPW BSM Budgetary	13940	SR PW Paid Time Off	10029982-0003	PW-Paid Time Off	PW-Paid Time Off	10002	Interdepartmental-Overhead	5130Fringe	515030	RetireeHlthCare-CityMatchPropC				6,593	7,608	1,015	6,593	7,865	1,272	See Form 3B
NGFS	DPW	207988	DPW Infrastructure	229906	DPW Street Use & Mapping	207957	DPW BSM Budgetary	13940	SR PW Paid Time Off	10029982-0003	PW-Paid Time Off	PW-Paid Time Off	10002	Interdepartmental-Overhead	5130Fringe	519120	Long Term Disability Insurance				10,667	12,309	1,642	10,667	12,725	2,058	See Form 3B
NGFS	DPW	207988	DPW Infrastructure	229906	DPW Street Use & Mapping	207957	DPW BSM Budgetary	13940	SR PW Paid Time Off	10029982-0003	PW-Paid Time Off	PW-Paid Time Off	10002	Interdepartmental-Overhead	5200OHAllo	520100	Overhead Recovery				-3,211,842	-3,623,715	-411,873	-3,315,086	-3,828,452	-513,366	
NGFS	DPW	207988	DPW Infrastructure	229906	DPW Street Use & Mapping	207957	DPW BSM Budgetary	13940	SR PW Paid Time Off	10029982-0003	PW-Paid Time Off	PW-Paid Time Off	10002	Interdepartmental-Overhead	5980UARDes	598040	Designated For General Reserve				0	0	0	298,246	0	-298,246	
NGFS	DPW	207988	DPW Infrastructure	229906	DPW Street Use & Mapping	207957	DPW BSM Budgetary	13960	SR DW-Special Engr Inspection	10038570-0002	JCDecaux-New Agreement	Annual Service Fee	22115	JCDecaux Agreement	5910_OTO	591060	OTO To 1G-General Fund		103384		2,454,798	2,454,798	0	2,366,612	2,454,798	88,186	
NGFS	DPW	207989	DPW Buildings	207721	DPW Dpty Dir of Buildings	207721	DPW Dpty Dir of Buildings	13920	SR PW-Overhead	10029981-0001	PW-Overhead	PW-Dept Overhead	20677	PW GEN - General Admin	5010Salary	501010	Perm Salaries-Misc-Regular				216,702	217,614	912	227,481	226,482	-999	See Form 3B
NGFS	DPW	207989	DPW Buildings	207721	DPW Dpty Dir of Buildings	207721	DPW Dpty Dir of Buildings	13920	SR PW-Overhead	10029981-0001	PW-Overhead	PW-Dept Overhead	20677	PW GEN - General Admin	5130Fringe	513010	Retire City Misc				29,773	29,904	131	31,046	30,903	-143	See Form 3B
NGFS	DPW	207989	DPW Buildings	207721	DPW Dpty Dir of Buildings	207721	DPW Dpty Dir of Buildings	13920	SR PW-Overhead	10029981-0001	PW-Overhead	PW-Dept Overhead	20677	PW GEN - General Admin	5130Fringe	514010	Social Security (OASDI & HI)				7,497	7,554	57	8,039	7,977	-62	See Form 3B
NGFS	DPW	207989	DPW Buildings	207721	DPW Dpty Dir of Buildings	207721	DPW Dpty Dir of Buildings	13920	SR PW-Overhead	10029981-0001	PW-Overhead	PW-Dept Overhead	20677	PW GEN - General Admin	5130Fringe	514020	Social Sec-Medicare(HI Only)				3,268	3,281	13	3,424	3,410	-14	See Form 3B
NGFS	DPW	207989	DPW Buildings	207721	DPW Dpty Dir of Buildings	207721	DPW Dpty Dir of Buildings	13920	SR PW-Overhead	10029981-0001	PW-Overhead	PW-Dept Overhead	20677	PW GEN - General Admin	5130Fringe	515020	Retiree Health-Match-Prop B				1,683	1,690	7	1,764	1,757	-7	See Form 3B
NGFS	DPW	207989	DPW Buildings	207721	DPW Dpty Dir of Buildings	207721	DPW Dpty Dir of Buildings	13920	SR PW-Overhead	10029981-0001	PW-Overhead	PW-Dept Overhead	20677	PW GEN - General Admin	5130Fringe	515030	RetireeHlthCare-CityMatchPropC				570	572	2	597	594	-3	See Form 3B
NGFS	DPW	207989	DPW Buildings	207721	DPW Dpty Dir of Buildings	207721	DPW Dpty Dir of Buildings	13920	SR PW-Overhead	10029981-0001	PW-Overhead	PW-Dept Overhead	20677	PW GEN - General Admin	5130Fringe	519120	Long Term Disability Insurance				-278	-274	4	-278	-282	-4	See Form 3B
NGFS	DPW	207989	DPW Buildings	207721	DPW Dpty Dir of Buildings	207721	DPW Dpty Dir of Buildings	13920	SR PW-Overhead	10029981-0001	PW-Overhead	PW-Dept Overhead	20677	PW GEN - General Admin	5200OHAllo	520100	Overhead Recovery				57,744	56,617	-1,127	57,308	58,929	1,621	
NGFS	DPW	207989	DPW Buildings	207721	DPW Dpty Dir of Buildings	207721	DPW Dpty Dir of Buildings	13920	SR PW-Overhead	10029981-0001	PW-Overhead	PW-Dept Overhead	20677	PW GEN - General Admin	5210NPSvcs	535000	Other Current Expenses - Bdgt				5,289	0	-5,289	5,289	0	-5,289	
NGFS	DPW	207989	DPW Buildings	229802	DPW Building Desgn & Construct	207950	DPW BDC Budgetary	13920	SR PW-Overhead	10029981-0002	PW-Overhead	PW-Bureau Overhead	20675	PW BDC - Building Dsgn & Const	5010Salary	501010	Perm Salaries-Misc-Regular				3,733,966	3,813,651	79,685	3,973,275	3,994,316	21,041	See Form 3B
NGFS	DPW	207989	DPW Buildings	229802	DPW Building Desgn & Construct	207950	DPW BDC Budgetary	13920	SR PW-Overhead	10029981-0002	PW-Overhead	PW-Bureau Overhead	20675	PW BDC - Building Dsgn & Const	5010Salary	505010	Temp Misc Regular Salaries				737,896	401,035	-336,861	737,896	458,099	-279,797	See Form 3B
NGFS	DPW	207989	DPW Buildings	229802	DPW Building Desgn & Construct	207950	DPW BDC Budgetary	13920	SR PW-Overhead	10029981-0002	PW-Overhead	PW-Bureau Overhead	20675	PW BDC - Building Dsgn & Const	5130Fringe	513010	Retire City Misc				511,044	522,511	11,467	540,578	543,585	3,007	See Form 3B
NGFS	DPW	207989	DPW Buildings	229802	DPW Building Desgn & Construct	207950	DPW BDC Budgetary	13920	SR PW-Overhead	10029981-0002	PW-Overhead	PW-Bureau Overhead	20675	PW BDC - Building Dsgn & Const	5130Fringe	514010	Social Security (OASDI & HI)				212,886	196,941	-15,945	227,535	211,493	-16,042	See Form 3B
NGFS	DPW	207989	DPW Buildings	229802	DPW Building Desgn & Construct	207950	DPW BDC Budgetary	13920	SR PW-Overhead	10029981-0002	PW-Overhead	PW-Bureau Overhead	20675	PW BDC - Building Dsgn & Const	5130Fringe	514020	Social Sec-Medicare(HI Only)				64,963	61,234	-3,729	68,422	64,670	-3,752	See Form 3B
NGFS	DPW	207989	DPW Buildings	229802	DPW Building Desgn & Construct	207950	DPW BDC Budgetary	13920	SR PW-Overhead	10029981-0002	PW-Overhead	PW-Bureau Overhead	20675	PW BDC - Building Dsgn & Const	5130Fringe	515020	Retiree Health-Match-Prop B				33,438	31,518	-1,920	35,234	33,302	-1,932	See Form 3B
NGFS	DPW	207989	DPW Buildings	229802	DPW Building Desgn & Construct	207950	DPW BDC Budgetary	13920	SR PW-Overhead	10029981-0002	PW-Overhead	PW-Bureau Overhead	20675	PW BDC - Building Dsgn & Const	5130Fringe	515030	RetireeHlthCare-CityMatchPropC				11,356	10,704	-652	11,957	11,301	-656	See Form 3B
NGFS	DPW	207989	DPW Buildings	229802	DPW Building Desgn & Construct	207950	DPW BDC Budgetary	13920	SR PW-Overhead	10029981-0002	PW-Overhead	PW-Bureau Overhead	20675	PW BDC - Building Dsgn & Const	5130Fringe	519120	Long Term Disability Insurance				7,703	8,030	327	8,398	8,484	86	See Form 3B
NGFS	DPW	207989	DPW Buildings	229802	DPW Building Desgn & Construct	207950	DPW BDC Budgetary	13920	SR PW-Overhead	10029981-0002	PW-Overhead	PW-Bureau Overhead	20675	PW BDC - Building Dsgn & Const	5200OHAllo	520100	Overhead Recovery				-12,592,682	-11,159,846	1,432,836	-12,768,939	-12,846,818	-77,879	
NGFS	DPW	207989	DPW Buildings	229802	DPW Building Desgn & Construct	207950	DPW BDC Budgetary	13920	SR PW-Overhead	10029981-0002	PW-Overhead	PW-Bureau Overhead	20675	PW BDC - Building Dsgn & Const	5210NPSvcs	521030	Air Travel - Employees				5,000	0	-5,000	5,000	0	-5,000	
NGFS	DPW	207989	DPW Buildings	229802	DPW Building Desgn & Construct	207950	DPW BDC Budgetary	13920	SR PW-Overhead	10029981-0002	PW-Overhead	PW-Bureau Overhead	20675	PW BDC - Building Dsgn & Const	5210NPSvcs	521050	Non-Air Travel - Employees				25,000	0	-25,000	25,000	0	-25,000	
NGFS	DPW	207989	DPW Buildings	229802	DPW Building Desgn & Construct	207950	DPW BDC Budgetary	13920	SR PW-Overhead	10029981-0002	PW-Overhead	PW-Bureau Overhead	20675	PW BDC - Building Dsgn & Const	5210NPSvcs	535000	Other Current Expenses - Bdgt				562,000	427,000	-135,000	562,000	427,000	-135,000	
NGFS	DPW	207989	DPW Buildings	229802	DPW Building Desgn & Construct	207950	DPW BDC Budgetary	13920	SR PW-Overhead	10029981-0002	PW-Overhead	PW-Bureau Overhead	20675	PW BDC - Building Dsgn & Const	5400Mat&Su	540000	Materials & Supplies-Budget				197,405	150,000	-47,405	197,405	150,000	-47,405	
NGFS	DPW	207989	DPW Buildings	229802	DPW Building Desgn & Construct	207950	DPW BDC Budgetary	13920	SR PW-Overhead	10029981-0002	PW-Overhead	PW-Bureau Overhead	20675	PW BDC - Building Dsgn & Const	5810OthDep	581071	Sr-DPW-Engineering				20,000	0	-20,000	20,000	0	-20,000	
NGFS	DPW	207989	DPW Buildings	229802	DPW Building Desgn & Construct	207950	DPW BDC Budgetary	13920	SR PW-Overhead	10029981-0002	PW-Overhead	PW-Bureau Overhead	20675	PW BDC - Building Dsgn & Const	5810OthDep	581072	Sr-DPW-Geog. Information Sys				20,000	0	-20,000	20,000	0	-20,000	
NGFS	DPW	207989	DPW Buildings	229802	DPW Building Desgn & Construct	207950	DPW BDC Budgetary	13920	SR PW-Overhead	10029981-0002	PW-Overhead	PW-Bureau Overhead	20675	PW BDC - Building Dsgn & Const	5810OthDep	581450	GF-HR-Mgmt Training				10,000	0	-10,000	10,000	0	-10,000	
NGFS	DPW	207989	DPW Buildings	229802	DPW Building Desgn & Construct	207950	DPW BDC Budgetary	13920	SR PW-Overhead	10029981-0002	PW-Overhead	PW-Bureau Overhead	20675	PW BDC - Building Dsgn & Const	5810OthDep	581780	OCA-Labor Standard Enforcement				351,942	301,753	-50,189	351,942	389,719	37,777	
NGFS	DPW	207989	DPW Buildings	229802	DPW Building Desgn & Construct	207950	DPW BDC Budgetary	13920	SR PW-Overhead	10029981-0002	PW-Overhead	PW-Bureau Overhead	20675	PW BDC - Building Dsgn & Const	5980UARDes	598040	Designated For General Reserve				183,161	0	-183,161	350,513	661,654	311,141	
NGFS	DPW	207989	DPW Buildings	229802	DPW Building Desgn & Construct	207950	DPW BDC Budgetary	13920	SR PW-Overhead	10029981-0002	PW-Overhead	PW-Bureau Overhead	21412	IT Systems and Equipment	5210NPSvcs	535960	Software Licensing Fees				625,804	684,580	58,776	750,000	688,368	-61,632	
NGFS	DPW	207989	DPW Buildings	229802	DPW Building Desgn & Construct	207950	DPW BDC Budgetary	13920	SR PW-Overhead	10029981-0002	PW-Overhead	PW-Bureau Overhead	21412	IT Systems and Equipment	5400Mat&Su	549210	Data Processing Supplies				322,000	197,000	-125,000	322,000	197,000	-125,000	
NGFS	DPW	207989	DPW Buildings	229802	DPW Building Desgn & Construct	207950	DPW BDC Budgetary	13920	SR PW-Overhead	10029981-0005	PW-Overhead	PW-Training	20675	PW BDC - Building Dsgn & Const	5810OthDep	581450	GF-HR-Mgmt Training				0	10,000	10,000	0	10,000	10,000	
NGFS	DPW	207989	DPW Buildings	229802	DPW Building Desgn & Construct	207950	DPW BDC Budgetary	13920	SR PW-Overhead	10034424-0460	PW Equipment	DPW26006-Grinder, Marui Trip E	20675	PW BDC - Building Dsgn & Const	5600CapOut	560000	Equipment Purchase-Budget	DPW26006			0	35,000	35,000	0	0	0	Purchase new equipment for critical operations.
NGFS	DPW	207989	DPW Buildings	229802	DPW Building Desgn & Construct	207950	DPW BDC Budgetary	13940	SR PW Paid Time Off	10029982-0003	PW-Paid Time Off	PW-Paid Time Off	10002	Interdepartmental-Overhead	5010Salary	501010	Perm Salaries-Misc-Regular				6,068,523	6,354,021	285,498	6,068,523	6,586,790	518,267	See Form 3B

BUDGET FORM 3A: Expenditure Change

																					Total BY Expenditure	-3,476,524		Total BY1 Expenditure	-1,371,461		
GFS Type	Dept Grp	Division	Division Title	Section	Section Title	Dept ID	Dept ID Title	Fund	Fund Title	Project-Activity	Project Title	Activity Title	Authority	Authority Title	Account Lvl 5 Title	Account	Account Title	Equipment #	TRIO	Agency Use	FY 2025-26 Base	FY 2025-26 Department	FY 2025-26 Dept - Base	FY 2026-27 Base	FY 2026-27 Department	FY 2026-27 Dept - Base	Explanation of Change
NGFS	DPW	207989	DPW Buildings	229802	DPW Building Desgn & Construct	207950	DPW BDC Budgetary	13940	SR PW Paid Time Off	10029982-0003	PW-Paid Time Off	PW-Paid Time Off	10002	Interdepartmental-Overhead	5130Fringe	513010	Retire City Misc				873,262	914,345	41,083	867,193	941,253	74,060	See Form 3B
NGFS	DPW	207989	DPW Buildings	229802	DPW Building Desgn & Construct	207950	DPW BDC Budgetary	13940	SR PW Paid Time Off	10029982-0003	PW-Paid Time Off	PW-Paid Time Off	10002	Interdepartmental-Overhead	5130Fringe	514010	Social Security (OASDI & HI)				376,249	393,950	17,701	376,249	408,382	32,133	See Form 3B
NGFS	DPW	207989	DPW Buildings	229802	DPW Building Desgn & Construct	207950	DPW BDC Budgetary	13940	SR PW Paid Time Off	10029982-0003	PW-Paid Time Off	PW-Paid Time Off	10002	Interdepartmental-Overhead	5130Fringe	514020	Social Sec-Medicare(HI Only)				87,994	92,134	4,140	87,994	95,509	7,515	See Form 3B
NGFS	DPW	207989	DPW Buildings	229802	DPW Building Desgn & Construct	207950	DPW BDC Budgetary	13940	SR PW Paid Time Off	10029982-0003	PW-Paid Time Off	PW-Paid Time Off	10002	Interdepartmental-Overhead	5130Fringe	515020	Retiree Health-Match-Prop B				45,308	47,440	2,132	45,308	49,177	3,869	See Form 3B
NGFS	DPW	207989	DPW Buildings	229802	DPW Building Desgn & Construct	207950	DPW BDC Budgetary	13940	SR PW Paid Time Off	10029982-0003	PW-Paid Time Off	PW-Paid Time Off	10002	Interdepartmental-Overhead	5130Fringe	515030	RetireeHlthCare-CityMatchPropC				15,378	16,101	723	15,378	16,691	1,313	See Form 3B
NGFS	DPW	207989	DPW Buildings	229802	DPW Building Desgn & Construct	207950	DPW BDC Budgetary	13940	SR PW Paid Time Off	10029982-0003	PW-Paid Time Off	PW-Paid Time Off	10002	Interdepartmental-Overhead	5130Fringe	519120	Long Term Disability Insurance				24,881	26,052	1,171	24,881	27,006	2,125	See Form 3B
NGFS	DPW	207989	DPW Buildings	229802	DPW Building Desgn & Construct	207950	DPW BDC Budgetary	13940	SR PW Paid Time Off	10029982-0003	PW-Paid Time Off	PW-Paid Time Off	10002	Interdepartmental-Overhead	5200OHAllo	520100	Overhead Recovery				-7,491,598	-7,332,561	159,037	-7,254,752	-8,124,815	-870,063	
NGFS	DPW	207989	DPW Buildings	229802	DPW Building Desgn & Construct	207950	DPW BDC Budgetary	13940	SR PW Paid Time Off	10029982-0003	PW-Paid Time Off	PW-Paid Time Off	10002	Interdepartmental-Overhead	5980UARDes	598040	Designated For General Reserve				0	0	0	620,406	0	-620,406	
NGFS	DPW	207990	DPW Operations	207722	DPW Dpty Dir of Operations	229882	DPW DDO Operations Deputy	13920	SR PW-Overhead	10029981-0001	PW-Overhead	PW-Dept Overhead	20677	PW GEN - General Admin	5010Salary	501010	Perm Salaries-Misc-Regular				1,976,422	1,985,203	8,781	2,074,614	2,064,498	-10,116	See Form 3B
NGFS	DPW	207990	DPW Operations	207722	DPW Dpty Dir of Operations	229882	DPW DDO Operations Deputy	13920	SR PW-Overhead	10029981-0001	PW-Overhead	PW-Dept Overhead	20677	PW GEN - General Admin	5130Fringe	513010	Retire City Misc				275,166	276,430	1,264	286,884	285,438	-1,446	See Form 3B
NGFS	DPW	207990	DPW Operations	207722	DPW Dpty Dir of Operations	229882	DPW DDO Operations Deputy	13920	SR PW-Overhead	10029981-0001	PW-Overhead	PW-Dept Overhead	20677	PW GEN - General Admin	5130Fringe	514010	Social Security (OASDI & HI)				113,609	114,153	544	119,560	118,933	-627	See Form 3B
NGFS	DPW	207990	DPW Operations	207722	DPW Dpty Dir of Operations	229882	DPW DDO Operations Deputy	13920	SR PW-Overhead	10029981-0001	PW-Overhead	PW-Dept Overhead	20677	PW GEN - General Admin	5130Fringe	514020	Social Sec-Medicare(HI Only)				29,622	29,749	127	31,043	30,896	-147	See Form 3B
NGFS	DPW	207990	DPW Operations	207722	DPW Dpty Dir of Operations	229882	DPW DDO Operations Deputy	13920	SR PW-Overhead	10029981-0001	PW-Overhead	PW-Dept Overhead	20677	PW GEN - General Admin	5130Fringe	515020	Retiree Health-Match-Prop B				15,253	15,319	66	15,983	15,907	-76	See Form 3B
NGFS	DPW	207990	DPW Operations	207722	DPW Dpty Dir of Operations	229882	DPW DDO Operations Deputy	13920	SR PW-Overhead	10029981-0001	PW-Overhead	PW-Dept Overhead	20677	PW GEN - General Admin	5130Fringe	515030	RetireeHlthCare-CityMatchPropC				5,175	5,197	22	5,425	5,399	-26	See Form 3B
NGFS	DPW	207990	DPW Operations	207722	DPW Dpty Dir of Operations	229882	DPW DDO Operations Deputy	13920	SR PW-Overhead	10029981-0001	PW-Overhead	PW-Dept Overhead	20677	PW GEN - General Admin	5130Fringe	519120	Long Term Disability Insurance				2,400	2,436	36	2,585	2,544	-41	See Form 3B
NGFS	DPW	207990	DPW Operations	207722	DPW Dpty Dir of Operations	229882	DPW DDO Operations Deputy	13920	SR PW-Overhead	10029981-0001	PW-Overhead	PW-Dept Overhead	20677	PW GEN - General Admin	5200OHAllo	520100	Overhead Recovery				562,126	551,287	-10,839	-35,889,364	574,150	36,463,514	
NGFS	DPW	207990	DPW Operations	207722	DPW Dpty Dir of Operations	229882	DPW DDO Operations Deputy	13920	SR PW-Overhead	10029981-0001	PW-Overhead	PW-Dept Overhead	20677	PW GEN - General Admin	5210NPSvcs	522000	Training - Budget				150,000	100,000	-50,000	150,000	100,000	-50,000	
NGFS	DPW	207990	DPW Operations	207722	DPW Dpty Dir of Operations	229882	DPW DDO Operations Deputy	13920	SR PW-Overhead	10029981-0001	PW-Overhead	PW-Dept Overhead	20677	PW GEN - General Admin	5210NPSvcs	528010	Scavenger Services				18,000	0	-18,000	18,000	0	-18,000	
NGFS	DPW	207990	DPW Operations	207722	DPW Dpty Dir of Operations	229882	DPW DDO Operations Deputy	13920	SR PW-Overhead	10029981-0001	PW-Overhead	PW-Dept Overhead	20677	PW GEN - General Admin	5210NPSvcs	535000	Other Current Expenses - Bdgt				3,388	0	-3,388	3,388	0	-3,388	
NGFS	DPW	207990	DPW Operations	207722	DPW Dpty Dir of Operations	229882	DPW DDO Operations Deputy	13920	SR PW-Overhead	10029981-0001	PW-Overhead	PW-Dept Overhead	21412	IT Systems and Equipment	5210NPSvcs	527610	Systems Consulting Services				145,000	65,000	-80,000	145,000	65,000	-80,000	
NGFS	DPW	207990	DPW Operations	207722	DPW Dpty Dir of Operations	229882	DPW DDO Operations Deputy	13920	SR PW-Overhead	10029981-0001	PW-Overhead	PW-Dept Overhead	21412	IT Systems and Equipment	5210NPSvcs	535960	Software Licensing Fees				63,600	82,000	18,400	63,600	62,000	-1,600	
NGFS	DPW	207990	DPW Operations	207722	DPW Dpty Dir of Operations	229882	DPW DDO Operations Deputy	13920	SR PW-Overhead	10029981-0001	PW-Overhead	PW-Dept Overhead	21412	IT Systems and Equipment	5400Mat&Su	549210	Data Processing Supplies				232,500	267,500	35,000	232,500	267,500	35,000	
NGFS	DPW	207990	DPW Operations	207722	DPW Dpty Dir of Operations	229882	DPW DDO Operations Deputy	13920	SR PW-Overhead	10034424-0393	PW Equipment	DPW26031 - Physical Cameras	21412	IT Systems and Equipment	5600CapOut	560000	Equipment Purchase-Budget	DPW26031			35,000	0	-35,000	0	0	0	Replacing older cameras out of warranty and don't have the new functionality required.
NGFS	DPW	207990	DPW Operations	229822	DPW Building & Street Repair	207951	DPW BSR Budgetary	12789	SR Road Annual Authority	10034422-0001	PW Operating	PW Operating	20676	PW BBR - Building Repair	5010Salary	501010	Perm Salaries-Misc-Regular				959,090	981,815	22,725	1,006,011	1,018,050	12,039	See Form 3B
NGFS	DPW	207990	DPW Operations	229822	DPW Building & Street Repair	207951	DPW BSR Budgetary	12789	SR Road Annual Authority	10034422-0001	PW Operating	PW Operating	20676	PW BBR - Building Repair	5130Fringe	513010	Retire City Misc				138,016	141,286	3,270	143,756	145,476	1,720	See Form 3B
NGFS	DPW	207990	DPW Operations	229822	DPW Building & Street Repair	207951	DPW BSR Budgetary	12789	SR Road Annual Authority	10034422-0001	PW Operating	PW Operating	20676	PW BBR - Building Repair	5130Fringe	514010	Social Security (OASDI & HI)				66,541	67,950	1,409	69,448	70,194	746	See Form 3B
NGFS	DPW	207990	DPW Operations	229822	DPW Building & Street Repair	207951	DPW BSR Budgetary	12789	SR Road Annual Authority	10034422-0001	PW Operating	PW Operating	20676	PW BBR - Building Repair	5130Fringe	514020	Social Sec-Medicare(HI Only)				15,564	15,894	330	16,244	16,419	175	See Form 3B
NGFS	DPW	207990	DPW Operations	229822	DPW Building & Street Repair	207951	DPW BSR Budgetary	12789	SR Road Annual Authority	10034422-0001	PW Operating	PW Operating	20676	PW BBR - Building Repair	5130Fringe	515020	Retiree Health-Match-Prop B				8,014	8,184	170	8,365	8,455	90	See Form 3B
NGFS	DPW	207990	DPW Operations	229822	DPW Building & Street Repair	207951	DPW BSR Budgetary	12789	SR Road Annual Authority	10034422-0001	PW Operating	PW Operating	20676	PW BBR - Building Repair	5130Fringe	515030	RetireeHlthCare-CityMatchPropC				2,720	2,778	58	2,836	2,867	31	See Form 3B
NGFS	DPW	207990	DPW Operations	229822	DPW Building & Street Repair	207951	DPW BSR Budgetary	12789	SR Road Annual Authority	10034422-0001	PW Operating	PW Operating	20676	PW BBR - Building Repair	5130Fringe	519120	Long Term Disability Insurance				3,366	3,459	93	3,536	3,585	49	See Form 3B
NGFS	DPW	207990	DPW Operations	229822	DPW Building & Street Repair	207951	DPW BSR Budgetary	12789	SR Road Annual Authority	10034422-0001	PW Operating	PW Operating	20676	PW BBR - Building Repair	5200OHAllo	520190	Department Overhead				695,829	660,422	-35,407	0	676,465	676,465	
NGFS	DPW	207990	DPW Operations	229822	DPW Building & Street Repair	207951	DPW BSR Budgetary	12789	SR Road Annual Authority	10034422-0001	PW Operating	PW Operating	20676	PW BBR - Building Repair	5200OHAllo	520290	Division Overhead				364,202	320,073	-44,129	0	371,863	371,863	
NGFS	DPW	207990	DPW Operations	229822	DPW Building & Street Repair	207951	DPW BSR Budgetary	12789	SR Road Annual Authority	10034422-0001	PW Operating	PW Operating	20676	PW BBR - Building Repair	5200OHAllo	520990	Other Overhead Charges				341,652	113,834	-227,818	0	94,219	94,219	
NGFS	DPW	207990	DPW Operations	229822	DPW Building & Street Repair	207951	DPW BSR Budgetary	12789	SR Road Annual Authority	10034424-0386	PW Equipment	DPW27015 - Asphalt Grinder	20676	PW BBR - Building Repair	5600CapOut	560000	Equipment Purchase-Budget	DPW26027			839,790	0	-839,790	0	0	0	This is an essential piece of equipment for the block paving operations of SSR. The current equipment is 11 years old. New equipment is better at reducing dust control ensuring a safe work environment for our staff and improved emissions.
NGFS	DPW	207990	DPW Operations	229822	DPW Building & Street Repair	207951	DPW BSR Budgetary	12789	SR Road Annual Authority	10034424-0386	PW Equipment	DPW27015 - Asphalt Grinder	20676	PW BBR - Building Repair	5600CapOut	560000	Equipment Purchase-Budget	DPW27015			0	0	0	0	839,790	839,790	This is an essential piece of equipment for the block paving operations of SSR. The current equipment is 11 years old. New equipment is better at reducing dust control ensuring a safe work environment for our staff and improved emissions.
NGFS	DPW	207990	DPW Operations	229822	DPW Building & Street Repair	207951	DPW BSR Budgetary	12789	SR Road Annual Authority	10034424-0440	PW Equipment	DPW27010 - Case	20676	PW BBR - Building Repair	5600CapOut	560000	Equipment Purchase-Budget	DPW27010			0	0	0	0	611,022	611,022	This replaces a dozer that was previously turned in. This dozer would be used as part of the department's annual sand redistrubution activities along the Noriega Seawall and the Great Highway. It will also assist with large grading work for specialty projects such as the Fifth Street Nursery and for clearing public right-of-way during a disaster.
NGFS	DPW	207990	DPW Operations	229822	DPW Building & Street Repair	207951	DPW BSR Budgetary	12789	SR Road Annual Authority	10034424-0441	PW Equipment	DPW27011 - Truck	20676	PW BBR - Building Repair	5600CapOut	560000	Equipment Purchase-Budget	DPW27011			0	0	0	0	380,000	380,000	This is one of the trucks used by the pothole crew. It is 18 years old (2006), has over 83,076 miles on it and is frequently out of service. The heated bed fails often causing the asphalt material to get cold and become unuseable. This results in lost time for the crew, wasted material, and increased costs. Replacing this truck will provide our pothole operations with a dependable vehicle that keeps the asphalt material hot, is safer to operate because it is equipped with current safety features, and will improve fuel consumption, thereby reducing fuel costs for the bureau.
NGFS	DPW	207990	DPW Operations	229822	DPW Building & Street Repair	207951	DPW BSR Budgetary	12789	SR Road Annual Authority	10034424-0442	PW Equipment	DPW27012 - Paver	20676	PW BBR - Building Repair	5600CapOut	560000	Equipment Purchase-Budget	DPW27012			0	0	0	0	630,656	630,656	Staff proposes to purchase a new Vogele Super 700 (or equal). This 4-foot wide paver will allow SSR staff to address requests to pave bike lanes and pedestrian paths as well as being a back up piece of equipment for full width paver.
NGFS	DPW	207990	DPW Operations	229822	DPW Building & Street Repair	207951	DPW BSR Budgetary	12789	SR Road Annual Authority	10034424-0443	PW Equipment	DPW27013 - Pickup Truck	20676	PW BBR - Building Repair	5600CapOut	560000	Equipment Purchase-Budget	DPW27013			0	0	0	0	95,382	95,382	This vehicle is 17 years old (2007), has 55,482 miles, and is used daily by staff. The truck lacks recommended safety features and is not fuel efficient. Replacing this truck will provide paving crew with a dependable vehicle that is safer to operate because it is equipped with current safety and emission features and will improve fuel consumption, thereby reducing fuel costs for the bureau. Vehicle could be replaced with electric vehicle for improved emissions.
NGFS	DPW	207990	DPW Operations	229822	DPW Building & Street Repair	207951	DPW BSR Budgetary	12789	SR Road Annual Authority	10034424-0444	PW Equipment	DPW26081 - Truck	20676	PW BBR - Building Repair	5600CapOut	560000	Equipment Purchase-Budget	DPW26081			0	636,860	636,860	0	0	0	This vehicle is 19 years old (2003), has over 120,000 miles, and is used daily by staff. It has very high maintenance costs average more than $25k each year for the past two years. The truck lacks recommended safety features and is not fuel efficient. Replacing this truck will provide paving crw with a dependable vehicle that is safer to operate because it is equipped with current safety and emmission features and will improve fuel consumption, thereby reducing fuel costs for the bureau.
NGFS	DPW	207990	DPW Operations	229822	DPW Building & Street Repair	207951	DPW BSR Budgetary	13920	SR PW-Overhead	10029981-0002	PW-Overhead	PW-Bureau Overhead	20676	PW BBR - Building Repair	5010Salary	501010	Perm Salaries-Misc-Regular				1,917,070	1,130,363	-786,707	1,979,802	1,179,723	-800,079	See Form 3B
NGFS	DPW	207990	DPW Operations	229822	DPW Building & Street Repair	207951	DPW BSR Budgetary	13920	SR PW-Overhead	10029981-0002	PW-Overhead	PW-Bureau Overhead	20676	PW BBR - Building Repair	5130Fringe	513010	Retire City Misc				132,161	158,222	26,061	140,013	163,982	23,969	See Form 3B
NGFS	DPW	207990	DPW Operations	229822	DPW Building & Street Repair	207951	DPW BSR Budgetary	13920	SR PW-Overhead	10029981-0002	PW-Overhead	PW-Bureau Overhead	20676	PW BBR - Building Repair	5130Fringe	514010	Social Security (OASDI & HI)				62,033	73,261	11,228	65,983	76,382	10,399	See Form 3B
NGFS	DPW	207990	DPW Operations	229822	DPW Building & Street Repair	207951	DPW BSR Budgetary	13920	SR PW-Overhead	10029981-0002	PW-Overhead	PW-Bureau Overhead	20676	PW BBR - Building Repair	5130Fringe	514020	Social Sec-Medicare(HI Only)				17,084	19,710	2,626	17,992	20,424	2,432	See Form 3B
NGFS	DPW	207990	DPW Operations	229822	DPW Building & Street Repair	207951	DPW BSR Budgetary	13920	SR PW-Overhead	10029981-0002	PW-Overhead	PW-Bureau Overhead	20676	PW BBR - Building Repair	5130Fringe	515020	Retiree Health-Match-Prop B				8,797	10,149	1,352	9,264	10,516	1,252	See Form 3B
NGFS	DPW	207990	DPW Operations	229822	DPW Building & Street Repair	207951	DPW BSR Budgetary	13920	SR PW-Overhead	10029981-0002	PW-Overhead	PW-Bureau Overhead	20676	PW BBR - Building Repair	5130Fringe	515030	RetireeHlthCare-CityMatchPropC				2,987	3,446	459	3,145	3,570	425	See Form 3B
NGFS	DPW	207990	DPW Operations	229822	DPW Building & Street Repair	207951	DPW BSR Budgetary	13920	SR PW-Overhead	10029981-0002	PW-Overhead	PW-Bureau Overhead	20676	PW BBR - Building Repair	5130Fringe	519120	Long Term Disability Insurance				212	955	743	328	1,016	688	See Form 3B
NGFS	DPW	207990	DPW Operations	229822	DPW Building & Street Repair	207951	DPW BSR Budgetary	13920	SR PW-Overhead	10029981-0002	PW-Overhead	PW-Bureau Overhead	20676	PW BBR - Building Repair	5200OHAllo	520100	Overhead Recovery				-3,925,672	-3,733,807	191,865	-3,006,573	-4,365,252	-1,358,679	
NGFS	DPW	207990	DPW Operations	229822	DPW Building & Street Repair	207951	DPW BSR Budgetary	13920	SR PW-Overhead	10029981-0002	PW-Overhead	PW-Bureau Overhead	20676	PW BBR - Building Repair	5210NPSvcs	521030	Air Travel - Employees				506	0	-506	506	0	-506	
NGFS	DPW	207990	DPW Operations	229822	DPW Building & Street Repair	207951	DPW BSR Budgetary	13920	SR PW-Overhead	10029981-0002	PW-Overhead	PW-Bureau Overhead	20676	PW BBR - Building Repair	5210NPSvcs	521050	Non-Air Travel - Employees				1,400	0	-1,400	1,400	0	-1,400	
NGFS	DPW	207990	DPW Operations	229822	DPW Building & Street Repair	207951	DPW BSR Budgetary	13920	SR PW-Overhead	10029981-0002	PW-Overhead	PW-Bureau Overhead	20676	PW BBR - Building Repair	5210NPSvcs	522000	Training - Budget				46,850	23,850	-23,000	46,850	23,850	-23,000	
NGFS	DPW	207990	DPW Operations	229822	DPW Building & Street Repair	207951	DPW BSR Budgetary	13920	SR PW-Overhead	10029981-0002	PW-Overhead	PW-Bureau Overhead	20676	PW BBR - Building Repair	5210NPSvcs	535000	Other Current Expenses - Bdgt				109,136	54,568	-54,568	109,136	54,568	-54,568	
NGFS	DPW	207990	DPW Operations	229822	DPW Building & Street Repair	207951	DPW BSR Budgetary	13920	SR PW-Overhead	10029981-0002	PW-Overhead	PW-Bureau Overhead	20676	PW BBR - Building Repair	5810OthDep	581069	Sr-DPW-Street Use & Mapping				10,986	0	-10,986	10,986	0	-10,986	
NGFS	DPW	207990	DPW Operations	229822	DPW Building & Street Repair	207951	DPW BSR Budgetary	13920	SR PW-Overhead	10029981-0002	PW-Overhead	PW-Bureau Overhead	20676	PW BBR - Building Repair	5810OthDep	581072	Sr-DPW-Geog. Information Sys				20,000	0	-20,000	20,000	0	-20,000	
NGFS	DPW	207990	DPW Operations	229822	DPW Building & Street Repair	207951	DPW BSR Budgetary	13920	SR PW-Overhead	10029981-0002	PW-Overhead	PW-Bureau Overhead	20676	PW BBR - Building Repair	5980UARDes	598040	Designated For General Reserve				0	444,904	444,904	281,468	1,097,986	816,518	
NGFS	DPW	207990	DPW Operations	229822	DPW Building & Street Repair	207951	DPW BSR Budgetary	13920	SR PW-Overhead	10029981-0005	PW-Overhead	PW-Training	20676	PW BBR - Building Repair	5810OthDep	581450	GF-HR-Mgmt Training				0	5,000	5,000	0	5,000	5,000	

BUDGET FORM 3A: Expenditure Change

																				Total BY Expenditure	-3,476,524	Total BY1 Expenditure	-1,371,461			
GFS Type	Dept Grp	Division	Division Title	Section	Section Title	Dept ID	Dept ID Title	Fund	Fund Title	Project-Activity	Project Title	Activity Title	Authority	Authority Title	Account Lvl 5 Title	Account	Account Title	Equipment #	TRIO	Agency Use	FY 2025-26 Base	FY 2025-26 Department	FY 2025-26 Dept - Base	FY 2026-27 Base	FY 2026-27 Department	FY 2026-27 Dept - Base	Explanation of Change
NGFS	DPW	207990	DPW Operations	229822	DPW Building & Street Repair	207951	DPW BSR Budgetary	13920	SR PW-Overhead	10034424-0439	PW Equipment	DPW26076 - Pickup Truck	20676	PW BBR - Building Repair	5600CapOut	560000	Equipment Purchase-Budget	DPW26076			0	95,382	95,382	0	0	0	This vehicle is 19 years old (2005), has over 129,043 miles, and is used daily by staff. The truck lacks recommended safety features and is not fuel efficient. Replacing this truck will provide paving crew with a dependable vehicle that is safer to operate because it is equipped with current safety features and will improve fuel consumption. Vehicle could be replaced with electric vehcle for improved emissions.
NGFS	DPW	207990	DPW Operations	229822	DPW Building & Street Repair	207951	DPW BSR Budgetary	13940	SR PW Paid Time Off	10029982-0003	PW-Paid Time Off	PW-Paid Time Off	10002	Interdepartmental-Overhead	5010Salary	501010	Perm Salaries-Misc-Regular				4,311,382	3,967,521	-343,861	4,311,382	4,104,643	-206,739	See Form 3B
NGFS	DPW	207990	DPW Operations	229822	DPW Building & Street Repair	207951	DPW BSR Budgetary	13940	SR PW Paid Time Off	10029982-0003	PW-Paid Time Off	PW-Paid Time Off	10002	Interdepartmental-Overhead	5130Fringe	513010	Retire City Misc				620,408	570,926	-49,482	616,096	586,553	-29,543	See Form 3B
NGFS	DPW	207990	DPW Operations	229822	DPW Building & Street Repair	207951	DPW BSR Budgetary	13940	SR PW Paid Time Off	10029982-0003	PW-Paid Time Off	PW-Paid Time Off	10002	Interdepartmental-Overhead	5130Fringe	514010	Social Security (OASDI & HI)				267,306	245,987	-21,319	267,306	254,488	-12,818	See Form 3B
NGFS	DPW	207990	DPW Operations	229822	DPW Building & Street Repair	207951	DPW BSR Budgetary	13940	SR PW Paid Time Off	10029982-0003	PW-Paid Time Off	PW-Paid Time Off	10002	Interdepartmental-Overhead	5130Fringe	514020	Social Sec-Medicare(HI Only)				62,515	57,529	-4,986	62,515	59,517	-2,998	See Form 3B
NGFS	DPW	207990	DPW Operations	229822	DPW Building & Street Repair	207951	DPW BSR Budgetary	13940	SR PW Paid Time Off	10029982-0003	PW-Paid Time Off	PW-Paid Time Off	10002	Interdepartmental-Overhead	5130Fringe	515020	Retiree Health-Match-Prop B				32,189	29,622	-2,567	32,189	30,645	-1,544	See Form 3B
NGFS	DPW	207990	DPW Operations	229822	DPW Building & Street Repair	207951	DPW BSR Budgetary	13940	SR PW Paid Time Off	10029982-0003	PW-Paid Time Off	PW-Paid Time Off	10002	Interdepartmental-Overhead	5130Fringe	515030	RetireeHlthCare-CityMatchPropC				10,925	10,054	-871	10,925	10,401	-524	See Form 3B
NGFS	DPW	207990	DPW Operations	229822	DPW Building & Street Repair	207951	DPW BSR Budgetary	13940	SR PW Paid Time Off	10029982-0003	PW-Paid Time Off	PW-Paid Time Off	10002	Interdepartmental-Overhead	5130Fringe	519120	Long Term Disability Insurance				17,677	16,267	-1,410	17,677	16,829	-848	See Form 3B
NGFS	DPW	207990	DPW Operations	229822	DPW Building & Street Repair	207951	DPW BSR Budgetary	13940	SR PW Paid Time Off	10029982-0003	PW-Paid Time Off	PW-Paid Time Off	10002	Interdepartmental-Overhead	5200OHAllo	520100	Overhead Recovery				-5,322,401	-5,744,768	-422,367	-4,149,873	-5,063,076	-913,203	
NGFS	DPW	207990	DPW Operations	229822	DPW Building & Street Repair	207951	DPW BSR Budgetary	13940	SR PW Paid Time Off	10029982-0003	PW-Paid Time Off	PW-Paid Time Off	10002	Interdepartmental-Overhead	5980UARDes	598040	Designated For General Reserve				0	846,860	846,860	578,279	0	-578,279	
NGFS	DPW	207990	DPW Operations	229897	DPW Street Environment Svcs	207956	DPW SES Budgetary	12769	SR Gas Tax Annual Authority	10034422-0001	PW Operating	PW Operating	20680	PW SES - Street Env Services	5010Salary	501010	Perm Salaries-Misc-Regular				2,553,802	2,570,527	16,725	2,678,816	2,668,606	-10,210	See Form 3B
NGFS	DPW	207990	DPW Operations	229897	DPW Street Environment Svcs	207956	DPW SES Budgetary	12769	SR Gas Tax Annual Authority	10034422-0001	PW Operating	PW Operating	20680	PW SES - Street Env Services	5130Fringe	513010	Retire City Misc				366,684	369,091	2,407	381,963	380,504	-1,459	See Form 3B
NGFS	DPW	207990	DPW Operations	229897	DPW Street Environment Svcs	207956	DPW SES Budgetary	12769	SR Gas Tax Annual Authority	10034422-0001	PW Operating	PW Operating	20680	PW SES - Street Env Services	5130Fringe	514010	Social Security (OASDI & HI)				203,251	204,288	1,037	211,004	210,371	-633	See Form 3B
NGFS	DPW	207990	DPW Operations	229897	DPW Street Environment Svcs	207956	DPW SES Budgetary	12769	SR Gas Tax Annual Authority	10034422-0001	PW Operating	PW Operating	20680	PW SES - Street Env Services	5130Fringe	514020	Social Sec-Medicare(HI Only)				47,534	47,777	243	49,352	49,204	-148	See Form 3B
NGFS	DPW	207990	DPW Operations	229897	DPW Street Environment Svcs	207956	DPW SES Budgetary	12769	SR Gas Tax Annual Authority	10034422-0001	PW Operating	PW Operating	20680	PW SES - Street Env Services	5130Fringe	515020	Retiree Health-Match-Prop B				24,472	24,597	125	25,411	25,335	-76	See Form 3B
NGFS	DPW	207990	DPW Operations	229897	DPW Street Environment Svcs	207956	DPW SES Budgetary	12769	SR Gas Tax Annual Authority	10034422-0001	PW Operating	PW Operating	20680	PW SES - Street Env Services	5130Fringe	515030	RetireeHlthCare-CityMatchPropC				8,312	8,354	42	8,622	8,596	-26	See Form 3B
NGFS	DPW	207990	DPW Operations	229897	DPW Street Environment Svcs	207956	DPW SES Budgetary	12769	SR Gas Tax Annual Authority	10034422-0001	PW Operating	PW Operating	20680	PW SES - Street Env Services	5130Fringe	519120	Long Term Disability Insurance				10,464	10,533	69	10,983	10,941	-42	See Form 3B
NGFS	DPW	207990	DPW Operations	229897	DPW Street Environment Svcs	207956	DPW SES Budgetary	12769	SR Gas Tax Annual Authority	10034422-0001	PW Operating	PW Operating	20680	PW SES - Street Env Services	5200OHAllo	520190	Department Overhead				2,768,674	2,416,669	-352,005	2,559,359	2,467,643	-91,716	
NGFS	DPW	207990	DPW Operations	229897	DPW Street Environment Svcs	207956	DPW SES Budgetary	12769	SR Gas Tax Annual Authority	10034422-0001	PW Operating	PW Operating	20680	PW SES - Street Env Services	5200OHAllo	520290	Division Overhead				850,981	1,176,577	325,596	1,250,222	997,359	-252,863	
NGFS	DPW	207990	DPW Operations	229897	DPW Street Environment Svcs	207956	DPW SES Budgetary	12769	SR Gas Tax Annual Authority	10034422-0001	PW Operating	PW Operating	20680	PW SES - Street Env Services	5200OHAllo	520990	Other Overhead Charges				948,188	179,943	-768,245	952,211	288,706	-663,505	
NGFS	DPW	207990	DPW Operations	229897	DPW Street Environment Svcs	207956	DPW SES Budgetary	13920	SR PW-Overhead	10029981-0002	PW-Overhead	PW-Bureau Overhead	20680	PW SES - Street Env Services	5010Salary	501010	Perm Salaries-Misc-Regular				887,801	892,517	4,716	930,486	926,732	-3,754	See Form 3B
NGFS	DPW	207990	DPW Operations	229897	DPW Street Environment Svcs	207956	DPW SES Budgetary	13920	SR PW-Overhead	10029981-0002	PW-Overhead	PW-Bureau Overhead	20680	PW SES - Street Env Services	5130Fringe	513010	Retire City Misc				123,361	124,040	679	128,406	127,869	-537	See Form 3B
NGFS	DPW	207990	DPW Operations	229897	DPW Street Environment Svcs	207956	DPW SES Budgetary	13920	SR PW-Overhead	10029981-0002	PW-Overhead	PW-Bureau Overhead	20680	PW SES - Street Env Services	5130Fringe	514010	Social Security (OASDI & HI)				43,616	43,908	292	46,281	46,048	-233	See Form 3B
NGFS	DPW	207990	DPW Operations	229897	DPW Street Environment Svcs	207956	DPW SES Budgetary	13920	SR PW-Overhead	10029981-0002	PW-Overhead	PW-Bureau Overhead	20680	PW SES - Street Env Services	5130Fringe	514020	Social Sec-Medicare(HI Only)				13,033	13,101	68	13,652	13,598	-54	See Form 3B
NGFS	DPW	207990	DPW Operations	229897	DPW Street Environment Svcs	207956	DPW SES Budgetary	13920	SR PW-Overhead	10029981-0002	PW-Overhead	PW-Bureau Overhead	20680	PW SES - Street Env Services	5130Fringe	515020	Retiree Health-Match-Prop B				6,711	6,746	35	7,030	7,002	-28	See Form 3B
NGFS	DPW	207990	DPW Operations	229897	DPW Street Environment Svcs	207956	DPW SES Budgetary	13920	SR PW-Overhead	10029981-0002	PW-Overhead	PW-Bureau Overhead	20680	PW SES - Street Env Services	5130Fringe	515030	RetireeHlthCare-CityMatchPropC				2,278	2,290	12	2,386	2,376	-10	See Form 3B
NGFS	DPW	207990	DPW Operations	229897	DPW Street Environment Svcs	207956	DPW SES Budgetary	13920	SR PW-Overhead	10029981-0002	PW-Overhead	PW-Bureau Overhead	20680	PW SES - Street Env Services	5130Fringe	519120	Long Term Disability Insurance				-113	-94	19	-81	-96	-15	See Form 3B
NGFS	DPW	207990	DPW Operations	229897	DPW Street Environment Svcs	207956	DPW SES Budgetary	13920	SR PW-Overhead	10029981-0002	PW-Overhead	PW-Bureau Overhead	20680	PW SES - Street Env Services	5200OHAllo	520100	Overhead Recovery				-7,753,439	-11,104,478	-3,351,039	-9,387,351	-9,357,014	30,337	
NGFS	DPW	207990	DPW Operations	229897	DPW Street Environment Svcs	207956	DPW SES Budgetary	13920	SR PW-Overhead	10029981-0002	PW-Overhead	PW-Bureau Overhead	20680	PW SES - Street Env Services	5210NPSvcs	522000	Training - Budget				10,000	5,000	-5,000	10,000	5,000	-5,000	
NGFS	DPW	207990	DPW Operations	229897	DPW Street Environment Svcs	207956	DPW SES Budgetary	13920	SR PW-Overhead	10029981-0002	PW-Overhead	PW-Bureau Overhead	20680	PW SES - Street Env Services	5810OthDep	581520	Ef-SFGH-Medical Service				81,630	100,000	18,370	81,630	100,000	18,370	
NGFS	DPW	207990	DPW Operations	229897	DPW Street Environment Svcs	207956	DPW SES Budgetary	13920	SR PW-Overhead	10029981-0002	PW-Overhead	PW-Bureau Overhead	20680	PW SES - Street Env Services	5980UARDes	598040	Designated For General Reserve				0	2,375,177	2,375,177	-335,218	736,517	1,071,735	
NGFS	DPW	207990	DPW Operations	229897	DPW Street Environment Svcs	207956	DPW SES Budgetary	13920	SR PW-Overhead	10029981-0005	PW-Overhead	PW-Training	20680	PW SES - Street Env Services	5810OthDep	581450	GF-HR-Mgmt Training				0	5,000	5,000	0	5,000	5,000	
NGFS	DPW	207990	DPW Operations	229897	DPW Street Environment Svcs	207956	DPW SES Budgetary	13920	SR PW-Overhead	10034424-0416	PW Equipment	DPW26037 - Pickup Truck	20680	PW SES - Street Env Services	5600CapOut	560000	Equipment Purchase-Budget	DPW26037			0	104,920	104,920	0	0	0	Replacing equipment that are aging, past their useful life. Electric and hybrid vehicles can have significant emissions benefits over conventional vehicles. All-electric vehicles produce zero tailpipe emissions.Operations uses this equipment for day, swing, and night shifts daily. Operations sends all of the broken equipment to Central Shop for repair and maintenance. It is very important to have these equipment up and running at all time otherwise, the crew using that particular equipment has to shutdown.
NGFS	DPW	207990	DPW Operations	229897	DPW Street Environment Svcs	207956	DPW SES Budgetary	13920	SR PW-Overhead	10034424-0423	PW Equipment	DPW26047 - SUV	20680	PW SES - Street Env Services	5600CapOut	560000	Equipment Purchase-Budget	DPW26047			0	54,462	54,462	0	0	0	Replacing equipment that are aging, past their useful life. Electric and hybrid vehicles can have significant emissions benefits over conventional vehicles. All-electric vehicles produce zero tailpipe emissions. Operations uses this equipment for day, swing, and night shifts daily. Operations sends all of the broken equipment to Central Shop for repair and maintenance. It is very important to have these equipment up and running at all time otherwise, the crew using that particular equipment has to shutdown.
NGFS	DPW	207990	DPW Operations	229897	DPW Street Environment Svcs	207956	DPW SES Budgetary	13940	SR PW Paid Time Off	10029982-0003	PW-Paid Time Off	PW-Paid Time Off	10002	Interdepartmental-Overhead	5010Salary	501010	Perm Salaries-Misc-Regular				7,800,583	7,457,196	-343,387	7,800,583	7,705,603	-94,980	See Form 3B
NGFS	DPW	207990	DPW Operations	229897	DPW Street Environment Svcs	207956	DPW SES Budgetary	13940	SR PW Paid Time Off	10029982-0003	PW-Paid Time Off	PW-Paid Time Off	10002	Interdepartmental-Overhead	5130Fringe	513010	Retire City Misc				1,122,504	1,073,091	-49,413	1,114,703	1,101,130	-13,573	See Form 3B
NGFS	DPW	207990	DPW Operations	229897	DPW Street Environment Svcs	207956	DPW SES Budgetary	13940	SR PW Paid Time Off	10029982-0003	PW-Paid Time Off	PW-Paid Time Off	10002	Interdepartmental-Overhead	5130Fringe	514010	Social Security (OASDI & HI)				483,636	462,346	-21,290	483,636	477,747	-5,889	See Form 3B
NGFS	DPW	207990	DPW Operations	229897	DPW Street Environment Svcs	207956	DPW SES Budgetary	13940	SR PW Paid Time Off	10029982-0003	PW-Paid Time Off	PW-Paid Time Off	10002	Interdepartmental-Overhead	5130Fringe	514020	Social Sec-Medicare(HI Only)				113,108	108,129	-4,979	113,108	111,731	-1,377	See Form 3B
NGFS	DPW	207990	DPW Operations	229897	DPW Street Environment Svcs	207956	DPW SES Budgetary	13940	SR PW Paid Time Off	10029982-0003	PW-Paid Time Off	PW-Paid Time Off	10002	Interdepartmental-Overhead	5130Fringe	515020	Retiree Health-Match-Prop B				58,239	55,675	-2,564	58,239	57,530	-709	See Form 3B
NGFS	DPW	207990	DPW Operations	229897	DPW Street Environment Svcs	207956	DPW SES Budgetary	13940	SR PW Paid Time Off	10029982-0003	PW-Paid Time Off	PW-Paid Time Off	10002	Interdepartmental-Overhead	5130Fringe	515030	RetireeHlthCare-CityMatchPropC				19,767	18,897	-870	19,767	19,526	-241	See Form 3B
NGFS	DPW	207990	DPW Operations	229897	DPW Street Environment Svcs	207956	DPW SES Budgetary	13940	SR PW Paid Time Off	10029982-0003	PW-Paid Time Off	PW-Paid Time Off	10002	Interdepartmental-Overhead	5130Fringe	519120	Long Term Disability Insurance				31,982	30,574	-1,408	31,982	31,593	-389	See Form 3B
NGFS	DPW	207990	DPW Operations	229897	DPW Street Environment Svcs	207956	DPW SES Budgetary	13940	SR PW Paid Time Off	10029982-0003	PW-Paid Time Off	PW-Paid Time Off	10002	Interdepartmental-Overhead	5200OHAllo	520100	Overhead Recovery				-9,629,817	-6,902,506	2,727,311	-9,589,063	-9,504,861	84,202	
NGFS	DPW	207990	DPW Operations	229897	DPW Street Environment Svcs	207956	DPW SES Budgetary	13940	SR PW Paid Time Off	10029982-0003	PW-Paid Time Off	PW-Paid Time Off	10002	Interdepartmental-Overhead	5980UARDes	598040	Designated For General Reserve				0	0	0	-1,176,969	0	1,176,969	
NGFS	DPW	207990	DPW Operations	229897	DPW Street Environment Svcs	207956	DPW SES Budgetary	13970	SR Services to Outside Agncy	10041180-0002	PW MB Traffic Circle Maint	Reserve- Project	22622	OCII Investment and Infrastruc	5060ProgPr	506070	Programmatic Projects-Budget				83,125	0	-83,125	83,125	0	-83,125	
NGFS	DPW	207990	DPW Operations	229897	DPW Street Environment Svcs	207956	DPW SES Budgetary	14000	SR Solid Waste Projects	10034422-0032	PW Operating	PW SWIA - Mechanical Sweeping	20680	PW SES - Street Env Services	5060ProgPr	506070	Programmatic Projects-Budget				2,528,474	2,149,203	-379,271	0	2,149,203	2,149,203	
NGFS	DPW	207990	DPW Operations	229909	DPW Street & Sewer Repair	207958	DPW SSR Budgetary	13940	SR PW Paid Time Off	10029982-0003	PW-Paid Time Off	PW-Paid Time Off	10002	Interdepartmental-Overhead	5980UARDes	598040	Designated For General Reserve				0	0	0	-290,824	0	290,824	
NGFS	DPW	207990	DPW Operations	249642	DPW Urban Forestry	207959	DPW BUF Budgetary	12769	SR Gas Tax Annual Authority	10034422-0001	PW Operating	PW Operating	20681	PW BUF - Urban Forestry	5010Salary	501010	Perm Salaries-Misc-Regular				2,841,534	2,930,105	88,571	3,006,984	3,060,019	53,035	See Form 3B
NGFS	DPW	207990	DPW Operations	249642	DPW Urban Forestry	207959	DPW BUF Budgetary	12769	SR Gas Tax Annual Authority	10034422-0001	PW Operating	PW Operating	20681	PW BUF - Urban Forestry	5130Fringe	513010	Retire City Misc				408,859	421,604	12,745	429,654	437,233	7,579	See Form 3B
NGFS	DPW	207990	DPW Operations	249642	DPW Urban Forestry	207959	DPW BUF Budgetary	12769	SR Gas Tax Annual Authority	10034422-0001	PW Operating	PW Operating	20681	PW BUF - Urban Forestry	5130Fringe	514010	Social Security (OASDI & HI)				182,343	187,834	5,491	192,600	195,888	3,288	See Form 3B
NGFS	DPW	207990	DPW Operations	249642	DPW Urban Forestry	207959	DPW BUF Budgetary	12769	SR Gas Tax Annual Authority	10034422-0001	PW Operating	PW Operating	20681	PW BUF - Urban Forestry	5130Fringe	514020	Social Sec-Medicare(HI Only)				42,637	43,921	1,284	45,052	45,821	769	See Form 3B
NGFS	DPW	207990	DPW Operations	249642	DPW Urban Forestry	207959	DPW BUF Budgetary	12769	SR Gas Tax Annual Authority	10034422-0001	PW Operating	PW Operating	20681	PW BUF - Urban Forestry	5130Fringe	515020	Retiree Health-Match-Prop B				21,965	22,626	661	23,192	23,588	396	See Form 3B
NGFS	DPW	207990	DPW Operations	249642	DPW Urban Forestry	207959	DPW BUF Budgetary	12769	SR Gas Tax Annual Authority	10034422-0001	PW Operating	PW Operating	20681	PW BUF - Urban Forestry	5130Fringe	515030	RetireeHlthCare-CityMatchPropC				7,458	7,682	224	7,866	8,000	134	See Form 3B
NGFS	DPW	207990	DPW Operations	249642	DPW Urban Forestry	207959	DPW BUF Budgetary	12769	SR Gas Tax Annual Authority	10034422-0001	PW Operating	PW Operating	20681	PW BUF - Urban Forestry	5130Fringe	519120	Long Term Disability Insurance				11,649	12,012	363	12,331	12,548	217	See Form 3B
NGFS	DPW	207990	DPW Operations	249642	DPW Urban Forestry	207959	DPW BUF Budgetary	12769	SR Gas Tax Annual Authority	10034422-0001	PW Operating	PW Operating	20681	PW BUF - Urban Forestry	5200OHAllo	520190	Department Overhead				2,006,507	1,765,953	-240,554	2,057,625	1,825,723	-231,902	
NGFS	DPW	207990	DPW Operations	249642	DPW Urban Forestry	207959	DPW BUF Budgetary	12769	SR Gas Tax Annual Authority	10034422-0001	PW Operating	PW Operating	20681	PW BUF - Urban Forestry	5200OHAllo	520290	Division Overhead				1,261,742	1,318,807	57,065	937,805	1,140,341	202,536	
NGFS	DPW	207990	DPW Operations	249642	DPW Urban Forestry	207959	DPW BUF Budgetary	12769	SR Gas Tax Annual Authority	10034422-0001	PW Operating	PW Operating	20681	PW BUF - Urban Forestry	5200OHAllo	520990	Other Overhead Charges				1,023,502	588,706	-434,796	1,773,090	283,204	-1,489,886	
NGFS	DPW	207990	DPW Operations	249642	DPW Urban Forestry	207959	DPW BUF Budgetary	12769	SR Gas Tax Annual Authority	10034422-0001	PW Operating	PW Operating	20681	PW BUF - Urban Forestry	5380CityGP	538000	CBO Services - Budget				200,000	200,000	0	200,000	204,800	4,800	
NGFS	DPW	207990	DPW Operations	249642	DPW Urban Forestry	207959	DPW BUF Budgetary	13920	SR PW-Overhead	10029981-0002	PW-Overhead	PW-Bureau Overhead	20681	PW BUF - Urban Forestry	5010Salary	501010	Perm Salaries-Misc-Regular				964,125	875,217	-88,908	1,008,640	910,623	-98,017	See Form 3B
NGFS	DPW	207990	DPW Operations	249642	DPW Urban Forestry	207959	DPW BUF Budgetary	13920	SR PW-Overhead	10029981-0002	PW-Overhead	PW-Bureau Overhead	20681	PW BUF - Urban Forestry	5130Fringe	513010	Retire City Misc				115,147	121,879	6,732	120,530	125,913	5,383	See Form 3B
NGFS	DPW	207990	DPW Operations	249642	DPW Urban Forestry	207959	DPW BUF Budgetary	13920	SR PW-Overhead	10029981-0002	PW-Overhead	PW-Bureau Overhead	20681	PW BUF - Urban Forestry	5130Fringe	514010	Social Security (OASDI & HI)				46,974	49,874	2,900	49,724	52,060	2,336	See Form 3B
NGFS	DPW	207990	DPW Operations	249642	DPW Urban Forestry	207959	DPW BUF Budgetary	13920	SR PW-Overhead	10029981-0002	PW-Overhead	PW-Bureau Overhead	20681	PW BUF - Urban Forestry	5130Fringe	514020	Social Sec-Medicare(HI Only)				12,522	13,200	678	13,168	13,714	546	See Form 3B
NGFS	DPW	207990	DPW Operations	249642	DPW Urban Forestry	207959	DPW BUF Budgetary	13920	SR PW-Overhead	10029981-0002	PW-Overhead	PW-Bureau Overhead	20681	PW BUF - Urban Forestry	5130Fringe	515020	Retiree Health-Match-Prop B				6,446	6,795	349	6,778	7,059	281	See Form 3B
NGFS	DPW	207990	DPW Operations	249642	DPW Urban Forestry	207959	DPW BUF Budgetary	13920	SR PW-Overhead	10029981-0002	PW-Overhead	PW-Bureau Overhead	20681	PW BUF - Urban Forestry	5130Fringe	515030	RetireeHlthCare-CityMatchPropC				2,189	2,308	119	2,302	2,397	95	See Form 3B
NGFS	DPW	207990	DPW Operations	249642	DPW Urban Forestry	207959	DPW BUF Budgetary	13920	SR PW-Overhead	10029981-0002	PW-Overhead	PW-Bureau Overhead	20681	PW BUF - Urban Forestry	5130Fringe	519120	Long Term Disability Insurance				63	255	192	119	273	154	See Form 3B
NGFS	DPW	207990	DPW Operations	249642	DPW Urban Forestry	207959	DPW BUF Budgetary	13920	SR PW-Overhead	10029981-0002	PW-Overhead	PW-Bureau Overhead	20681	PW BUF - Urban Forestry	5200OHAllo	520100	Overhead Recovery				-4,179,006	-5,079,745	-900,739	-3,285,063	-4,284,585	-999,522	
NGFS	DPW	207990	DPW Operations	249642	DPW Urban Forestry	207959	DPW BUF Budgetary	13920	SR PW-Overhead	10029981-0002	PW-Overhead	PW-Bureau Overhead	20681	PW BUF - Urban Forestry	5210NPSvcs	521030	Air Travel - Employees				506	0	-506	506	0	-506	
NGFS	DPW	207990	DPW Operations	249642	DPW Urban Forestry	207959	DPW BUF Budgetary	13920	SR PW-Overhead	10029981-0002	PW-Overhead	PW-Bureau Overhead	20681	PW BUF - Urban Forestry	5210NPSvcs	521050	Non-Air Travel - Employees				450	0	-450	450	0	-450	
NGFS	DPW	207990	DPW Operations	249642	DPW Urban Forestry	207959	DPW BUF Budgetary	13920	SR PW-Overhead	10029981-0002	PW-Overhead	PW-Bureau Overhead	20681	PW BUF - Urban Forestry	5210NPSvcs	522000	Training - Budget				62,278	57,278	-5,000	62,278	57,278	-5,000	
NGFS	DPW	207990	DPW Operations	249642	DPW Urban Forestry	207959	DPW BUF Budgetary	13920	SR PW-Overhead	10029981-0002	PW-Overhead	PW-Bureau Overhead	20681	PW BUF - Urban Forestry	5980UARDes	598040	Designated For General Reserve				0	662,180	662,180	0	0	0	
NGFS	DPW	207990	DPW Operations	249642	DPW Urban Forestry	207959	DPW BUF Budgetary	13920	SR PW-Overhead	10029981-0005	PW-Overhead	PW-Training	20681	PW BUF - Urban Forestry	5810OthDep	581450	GF-HR-Mgmt Training				0	5,000	5,000	0	5,000	5,000	

BUDGET FORM 3A: Expenditure Change

																					Total BY Expenditure	-3,476,524		Total BY1 Expenditure	-1,371,461	
GFS Type	**Dept Grp**	**Division**	**Division Title**	**Section**	**Section Title**	**Dept ID**	**Dept ID Title**	**Fund**	**Fund Title**	**Project-Activity**	**Project Title**	**Activity Title**	**Authority**	**Authority Title**	**Account Lvl 5 Title**	**Account**	**Account Title**	**Equipment #**	**TRIO**	**Agency Use**	**FY 2025-26 Base**	**FY 2025-26 Department**	**FY 2025-26 Dept - Base**	**FY 2026-27 Base**	**FY 2026-27 Department**	**FY 2026-27 Dept - Base**	**Explanation of Change**
NGFS	DPW	207990	DPW Operations	249642	DPW Urban Forestry	207959	DPW BUF Budgetary	13920	SR PW-Overhead	10034424-0429	PW Equipment	DPW26053 - Pickup Truck	20681	PW BUF - Urban Forestry	5600CapOut	560000	Equipment Purchase-Budget	DPW26053			0	96,382	96,382	0	0	0	BUF Landscape hired a Client Work supervisor for interdepartmental (ID) work and needs to equip them with a supervisor vehicle capable of rapid charging equipment and tools in the field.
NGFS	DPW	207990	DPW Operations	249642	DPW Urban Forestry	207959	DPW BUF Budgetary	13940	SR PW Paid Time Off	10029982-0003	PW-Paid Time Off	PW-Paid Time Off	10002	Interdepartmental-Overhead	5010Salary	501010	Perm Salaries-Misc-Regular				3,246,272	3,268,562	22,290	3,246,272	3,381,603	135,331	See Form 3B
NGFS	DPW	207990	DPW Operations	249642	DPW Urban Forestry	207959	DPW BUF Budgetary	13940	SR PW Paid Time Off	10029982-0003	PW-Paid Time Off	PW-Paid Time Off	10002	Interdepartmental-Overhead	5130Fringe	513010	Retire City Misc				467,139	470,347	3,208	463,892	483,231	19,339	See Form 3B
NGFS	DPW	207990	DPW Operations	249642	DPW Urban Forestry	207959	DPW BUF Budgetary	13940	SR PW Paid Time Off	10029982-0003	PW-Paid Time Off	PW-Paid Time Off	10002	Interdepartmental-Overhead	5130Fringe	514010	Social Security (OASDI & HI)				201,269	202,651	1,382	201,269	209,659	8,390	See Form 3B
NGFS	DPW	207990	DPW Operations	249642	DPW Urban Forestry	207959	DPW BUF Budgetary	13940	SR PW Paid Time Off	10029982-0003	PW-Paid Time Off	PW-Paid Time Off	10002	Interdepartmental-Overhead	5130Fringe	514020	Social Sec-Medicare(HI Only)				47,071	47,394	323	47,071	49,033	1,962	See Form 3B
NGFS	DPW	207990	DPW Operations	249642	DPW Urban Forestry	207959	DPW BUF Budgetary	13940	SR PW Paid Time Off	10029982-0003	PW-Paid Time Off	PW-Paid Time Off	10002	Interdepartmental-Overhead	5130Fringe	515020	Retiree Health-Match-Prop B				24,237	24,403	166	24,237	25,247	1,010	See Form 3B
NGFS	DPW	207990	DPW Operations	249642	DPW Urban Forestry	207959	DPW BUF Budgetary	13940	SR PW Paid Time Off	10029982-0003	PW-Paid Time Off	PW-Paid Time Off	10002	Interdepartmental-Overhead	5130Fringe	515030	RetireeHlthCare-CityMatchPropC				8,226	8,282	56	8,226	8,569	343	See Form 3B
NGFS	DPW	207990	DPW Operations	249642	DPW Urban Forestry	207959	DPW BUF Budgetary	13940	SR PW Paid Time Off	10029982-0003	PW-Paid Time Off	PW-Paid Time Off	10002	Interdepartmental-Overhead	5130Fringe	519120	Long Term Disability Insurance				13,310	13,401	91	13,310	13,865	555	See Form 3B
NGFS	DPW	207990	DPW Operations	249642	DPW Urban Forestry	207959	DPW BUF Budgetary	13940	SR PW Paid Time Off	10029982-0003	PW-Paid Time Off	PW-Paid Time Off	10002	Interdepartmental-Overhead	5200OHAllo	520100	Overhead Recovery				-4,007,518	-7,186,005	-3,178,487	-5,257,797	-4,171,207	1,086,590	
NGFS	DPW	207990	DPW Operations	249642	DPW Urban Forestry	207959	DPW BUF Budgetary	13940	SR PW Paid Time Off	10029982-0003	PW-Paid Time Off	PW-Paid Time Off	10002	Interdepartmental-Overhead	5980UARDes	598040	Designated For General Reserve				0	3,150,965	3,150,965	1,126,257	0	-1,126,257	
NGFS	DPW	207990	DPW Operations	249642	DPW Urban Forestry	207959	DPW BUF Budgetary	13985	SR 2016 Prop E StreetTreeMaint	10034422-0001	PW Operating	PW Operating	20681	PW BUF - Urban Forestry	5010Salary	501010	Perm Salaries-Misc-Regular				5,100,485	5,858,037	757,552	5,358,051	6,082,087	724,036	See Form 3B
NGFS	DPW	207990	DPW Operations	249642	DPW Urban Forestry	207959	DPW BUF Budgetary	13985	SR 2016 Prop E StreetTreeMaint	10034422-0001	PW Operating	PW Operating	20681	PW BUF - Urban Forestry	5130Fringe	513010	Retire City Misc				738,516	847,528	109,012	770,388	873,856	103,468	See Form 3B
NGFS	DPW	207990	DPW Operations	249642	DPW Urban Forestry	207959	DPW BUF Budgetary	13985	SR 2016 Prop E StreetTreeMaint	10034422-0001	PW Operating	PW Operating	20681	PW BUF - Urban Forestry	5130Fringe	514010	Social Security (OASDI & HI)				355,373	402,341	46,968	371,461	416,349	44,888	See Form 3B
NGFS	DPW	207990	DPW Operations	249642	DPW Urban Forestry	207959	DPW BUF Budgetary	13985	SR 2016 Prop E StreetTreeMaint	10034422-0001	PW Operating	PW Operating	20681	PW BUF - Urban Forestry	5130Fringe	514020	Social Sec-Medicare(HI Only)				83,777	94,765	10,988	87,529	98,028	10,499	See Form 3B
NGFS	DPW	207990	DPW Operations	249642	DPW Urban Forestry	207959	DPW BUF Budgetary	13985	SR 2016 Prop E StreetTreeMaint	10034422-0001	PW Operating	PW Operating	20681	PW BUF - Urban Forestry	5130Fringe	515010	Health Service-City Match				302,631	345,367	42,736	322,238	367,742	45,504	See Form 3B
NGFS	DPW	207990	DPW Operations	249642	DPW Urban Forestry	207959	DPW BUF Budgetary	13985	SR 2016 Prop E StreetTreeMaint	10034422-0001	PW Operating	PW Operating	20681	PW BUF - Urban Forestry	5130Fringe	515020	Retiree Health-Match-Prop B				43,133	48,789	5,656	45,063	50,473	5,410	See Form 3B
NGFS	DPW	207990	DPW Operations	249642	DPW Urban Forestry	207959	DPW BUF Budgetary	13985	SR 2016 Prop E StreetTreeMaint	10034422-0001	PW Operating	PW Operating	20681	PW BUF - Urban Forestry	5130Fringe	515030	RetireeHlthCare-CityMatchPropC				14,655	16,578	1,923	15,297	17,135	1,838	See Form 3B
NGFS	DPW	207990	DPW Operations	249642	DPW Urban Forestry	207959	DPW BUF Budgetary	13985	SR 2016 Prop E StreetTreeMaint	10034422-0001	PW Operating	PW Operating	20681	PW BUF - Urban Forestry	5130Fringe	515710	Dependent Coverage				793,686	898,110	104,424	845,128	956,320	111,192	See Form 3B
NGFS	DPW	207990	DPW Operations	249642	DPW Urban Forestry	207959	DPW BUF Budgetary	13985	SR 2016 Prop E StreetTreeMaint	10034422-0001	PW Operating	PW Operating	20681	PW BUF - Urban Forestry	5130Fringe	516010	Dental Coverage				68,567	77,719	9,152	75,586	85,674	10,088	See Form 3B
NGFS	DPW	207990	DPW Operations	249642	DPW Urban Forestry	207959	DPW BUF Budgetary	13985	SR 2016 Prop E StreetTreeMaint	10034422-0001	PW Operating	PW Operating	20681	PW BUF - Urban Forestry	5130Fringe	519120	Long Term Disability Insurance				17,600	20,703	3,103	18,541	21,510	2,969	See Form 3B
NGFS	DPW	207990	DPW Operations	249642	DPW Urban Forestry	207959	DPW BUF Budgetary	13985	SR 2016 Prop E StreetTreeMaint	10034422-0001	PW Operating	PW Operating	20681	PW BUF - Urban Forestry	5200OHAllo	520190	Department Overhead				3,913,225	3,788,023	-125,202	4,304,403	3,884,366	-420,037	
NGFS	DPW	207990	DPW Operations	249642	DPW Urban Forestry	207959	DPW BUF Budgetary	13985	SR 2016 Prop E StreetTreeMaint	10034422-0001	PW Operating	PW Operating	20681	PW BUF - Urban Forestry	5200OHAllo	520290	Division Overhead				2,460,737	2,828,882	368,145	1,961,821	2,426,164	464,343	
NGFS	DPW	207990	DPW Operations	249642	DPW Urban Forestry	207959	DPW BUF Budgetary	13985	SR 2016 Prop E StreetTreeMaint	10034422-0001	PW Operating	PW Operating	20681	PW BUF - Urban Forestry	5200OHAllo	520990	Other Overhead Charges				1,856,768	1,185,613	-671,155	2,770,531	566,938	-2,203,593	
NGFS	DPW	207990	DPW Operations	249642	DPW Urban Forestry	207959	DPW BUF Budgetary	13985	SR 2016 Prop E StreetTreeMaint	10034422-0001	PW Operating	PW Operating	20681	PW BUF - Urban Forestry	5210NPSvcs	527000	Prof & Specialized Svcs-Bdgt				6,602,122	5,704,360	-897,762	6,613,334	7,472,763	859,429	
NGFS	DPW	229889	DPW Administration	207728	DPW Director's Office	207729	DPW DO Director	13920	SR PW-Overhead	10029981-0001	PW-Overhead	PW-Dept Overhead	20677	PW GEN - General Admin	5010Salary	501010	Perm Salaries-Misc-Regular				2,002,187	2,011,152	8,965	2,102,424	2,092,379	-10,045	See Form 3B
NGFS	DPW	229889	DPW Administration	207728	DPW Director's Office	207729	DPW DO Director	13920	SR PW-Overhead	10029981-0001	PW-Overhead	PW-Dept Overhead	20677	PW GEN - General Admin	5130Fringe	513010	Retire City Misc				278,844	280,134	1,290	290,830	289,394	-1,436	See Form 3B
NGFS	DPW	229889	DPW Administration	207728	DPW Director's Office	207729	DPW DO Director	13920	SR PW-Overhead	10029981-0001	PW-Overhead	PW-Dept Overhead	20677	PW GEN - General Admin	5130Fringe	514010	Social Security (OASDI & HI)				112,179	112,735	556	118,338	117,715	-623	See Form 3B
NGFS	DPW	229889	DPW Administration	207728	DPW Director's Office	207729	DPW DO Director	13920	SR PW-Overhead	10029981-0001	PW-Overhead	PW-Dept Overhead	20677	PW GEN - General Admin	5130Fringe	514020	Social Sec-Medicare(HI Only)				30,282	30,412	130	31,732	31,586	-146	See Form 3B
NGFS	DPW	229889	DPW Administration	207728	DPW Director's Office	207729	DPW DO Director	13920	SR PW-Overhead	10029981-0001	PW-Overhead	PW-Dept Overhead	20677	PW GEN - General Admin	5130Fringe	515020	Retiree Health-Match-Prop B				15,591	15,658	67	16,339	16,264	-75	See Form 3B
NGFS	DPW	229889	DPW Administration	207728	DPW Director's Office	207729	DPW DO Director	13920	SR PW-Overhead	10029981-0001	PW-Overhead	PW-Dept Overhead	20677	PW GEN - General Admin	5130Fringe	515030	RetireeHlthCare-CityMatchPropC				5,288	5,311	23	5,544	5,519	-25	See Form 3B
NGFS	DPW	229889	DPW Administration	207728	DPW Director's Office	207729	DPW DO Director	13920	SR PW-Overhead	10029981-0001	PW-Overhead	PW-Dept Overhead	20677	PW GEN - General Admin	5130Fringe	519120	Long Term Disability Insurance				1,952	1,989	37	2,125	2,084	-41	See Form 3B
NGFS	DPW	229889	DPW Administration	207728	DPW Director's Office	207729	DPW DO Director	13920	SR PW-Overhead	10029981-0001	PW-Overhead	PW-Dept Overhead	20677	PW GEN - General Admin	5200OHAllo	520100	Overhead Recovery				568,318	557,251	-11,067	564,034	580,249	16,215	
NGFS	DPW	229889	DPW Administration	207728	DPW Director's Office	207729	DPW DO Director	13920	SR PW-Overhead	10029981-0001	PW-Overhead	PW-Dept Overhead	20677	PW GEN - General Admin	5210NPSvcs	522000	Training - Budget				23,200	0	-23,200	23,200	0	-23,200	
NGFS	DPW	229889	DPW Administration	207728	DPW Director's Office	207729	DPW DO Director	13920	SR PW-Overhead	10029981-0001	PW-Overhead	PW-Dept Overhead	20677	PW GEN - General Admin	5210NPSvcs	524010	Membership Fees				10,120	2,822	-7,298	10,120	6,292	-3,828	
NGFS	DPW	229889	DPW Administration	207728	DPW Director's Office	207729	DPW DO Director	13920	SR PW-Overhead	10029981-0001	PW-Overhead	PW-Dept Overhead	20677	PW GEN - General Admin	5210NPSvcs	527000	Prof & Specialized Svcs-Bdgt				281,375	148,882	-132,493	281,375	148,882	-132,493	
NGFS	DPW	229889	DPW Administration	207728	DPW Director's Office	207729	DPW DO Director	13920	SR PW-Overhead	10029981-0001	PW-Overhead	PW-Dept Overhead	20677	PW GEN - General Admin	5210NPSvcs	535000	Other Current Expenses - Bdgt				266,979	304,679	37,700	266,979	294,879	27,900	
NGFS	DPW	229889	DPW Administration	207728	DPW Director's Office	207729	DPW DO Director	13920	SR PW-Overhead	10029981-0001	PW-Overhead	PW-Dept Overhead	21412	IT Systems and Equipment	5210NPSvcs	527610	Systems Consulting Services				150,000	50,000	-100,000	150,000	50,000	-100,000	
NGFS	DPW	229889	DPW Administration	207728	DPW Director's Office	207729	DPW DO Director	13920	SR PW-Overhead	10029981-0001	PW-Overhead	PW-Dept Overhead	21412	IT Systems and Equipment	5210NPSvcs	535960	Software Licensing Fees				150,500	24,163	-126,337	150,500	20,000	-130,500	
NGFS	DPW	229889	DPW Administration	229881	DPW Dpty Director Fin & Admin	232636	DPW OFFMA Deputy	13920	SR PW-Overhead	10029981-0001	PW-Overhead	PW-Dept Overhead	20677	PW GEN - General Admin	5010Salary	501010	Perm Salaries-Misc-Regular				20,350,107	20,463,117	113,010	21,405,633	21,322,269	-83,364	See Form 3B
NGFS	DPW	229889	DPW Administration	229881	DPW Dpty Director Fin & Admin	232636	DPW OFFMA Deputy	13920	SR PW-Overhead	10029981-0001	PW-Overhead	PW-Dept Overhead	20677	PW GEN - General Admin	5130Fringe	513010	Retire City Misc				2,836,244	2,852,507	16,263	2,963,327	2,951,415	-11,912	See Form 3B
NGFS	DPW	229889	DPW Administration	229881	DPW Dpty Director Fin & Admin	232636	DPW OFFMA Deputy	13920	SR PW-Overhead	10029981-0001	PW-Overhead	PW-Dept Overhead	20677	PW GEN - General Admin	5130Fringe	514010	Social Security (OASDI & HI)				1,208,509	1,215,516	7,007	1,276,424	1,271,255	-5,169	See Form 3B
NGFS	DPW	229889	DPW Administration	229881	DPW Dpty Director Fin & Admin	232636	DPW OFFMA Deputy	13920	SR PW-Overhead	10029981-0001	PW-Overhead	PW-Dept Overhead	20677	PW GEN - General Admin	5130Fringe	514020	Social Sec-Medicare(HI Only)				300,601	302,239	1,638	315,919	314,710	-1,209	See Form 3B
NGFS	DPW	229889	DPW Administration	229881	DPW Dpty Director Fin & Admin	232636	DPW OFFMA Deputy	13920	SR PW-Overhead	10029981-0001	PW-Overhead	PW-Dept Overhead	20677	PW GEN - General Admin	5130Fringe	515020	Retiree Health-Match-Prop B				154,769	155,613	844	162,667	162,045	-622	See Form 3B
NGFS	DPW	229889	DPW Administration	229881	DPW Dpty Director Fin & Admin	232636	DPW OFFMA Deputy	13920	SR PW-Overhead	10029981-0001	PW-Overhead	PW-Dept Overhead	20677	PW GEN - General Admin	5130Fringe	515030	RetireeHlthCare-CityMatchPropC				52,532	52,818	286	55,208	54,996	-212	See Form 3B
NGFS	DPW	229889	DPW Administration	229881	DPW Dpty Director Fin & Admin	232636	DPW OFFMA Deputy	13920	SR PW-Overhead	10029981-0001	PW-Overhead	PW-Dept Overhead	20677	PW GEN - General Admin	5130Fringe	519120	Long Term Disability Insurance				65,766	66,230	464	69,415	69,074	-341	See Form 3B
NGFS	DPW	229889	DPW Administration	229881	DPW Dpty Director Fin & Admin	232636	DPW OFFMA Deputy	13920	SR PW-Overhead	10029981-0001	PW-Overhead	PW-Dept Overhead	20677	PW GEN - General Admin	5200OHAllo	520100	Overhead Recovery				-70,402,351	-66,338,517	4,063,834	-27,741,238	-67,553,982	-39,812,744	
NGFS	DPW	229889	DPW Administration	229881	DPW Dpty Director Fin & Admin	232636	DPW OFFMA Deputy	13920	SR PW-Overhead	10029981-0001	PW-Overhead	PW-Dept Overhead	20677	PW GEN - General Admin	5210NPSvcs	521030	Air Travel - Employees				3,600	270	-3,330	3,600	0	-3,600	
NGFS	DPW	229889	DPW Administration	229881	DPW Dpty Director Fin & Admin	232636	DPW OFFMA Deputy	13920	SR PW-Overhead	10029981-0001	PW-Overhead	PW-Dept Overhead	20677	PW GEN - General Admin	5210NPSvcs	521050	Non-Air Travel - Employees				12,600	1,000	-11,600	12,600	0	-12,600	
NGFS	DPW	229889	DPW Administration	229881	DPW Dpty Director Fin & Admin	232636	DPW OFFMA Deputy	13920	SR PW-Overhead	10029981-0001	PW-Overhead	PW-Dept Overhead	20677	PW GEN - General Admin	5210NPSvcs	522000	Training - Budget				43,428	50,443	7,015	43,428	50,443	7,015	
NGFS	DPW	229889	DPW Administration	229881	DPW Dpty Director Fin & Admin	232636	DPW OFFMA Deputy	13920	SR PW-Overhead	10029981-0001	PW-Overhead	PW-Dept Overhead	20677	PW GEN - General Admin	5210NPSvcs	524010	Membership Fees				17,493	19,293	1,800	17,493	20,860	3,367	
NGFS	DPW	229889	DPW Administration	229881	DPW Dpty Director Fin & Admin	232636	DPW OFFMA Deputy	13920	SR PW-Overhead	10029981-0001	PW-Overhead	PW-Dept Overhead	20677	PW GEN - General Admin	5210NPSvcs	527000	Prof & Specialized Svcs-Bdgt				130,834	2,642,951	2,512,117	130,834	172,951	42,117	
NGFS	DPW	229889	DPW Administration	229881	DPW Dpty Director Fin & Admin	232636	DPW OFFMA Deputy	13920	SR PW-Overhead	10029981-0001	PW-Overhead	PW-Dept Overhead	20677	PW GEN - General Admin	5210NPSvcs	535000	Other Current Expenses - Bdgt				509,252	223,067	-286,185	509,252	221,617	-287,635	
NGFS	DPW	229889	DPW Administration	229881	DPW Dpty Director Fin & Admin	232636	DPW OFFMA Deputy	13920	SR PW-Overhead	10029981-0001	PW-Overhead	PW-Dept Overhead	20677	PW GEN - General Admin	5810OthDep	581120	GF-CON-Accounting Ops				406,096	454,909	48,813	406,096	473,737	67,641	
NGFS	DPW	229889	DPW Administration	229881	DPW Dpty Director Fin & Admin	232636	DPW OFFMA Deputy	13920	SR PW-Overhead	10029981-0001	PW-Overhead	PW-Dept Overhead	20677	PW GEN - General Admin	5810OthDep	581180	GF-Con-Fast Team				245,000	0	-245,000	245,000	0	-245,000	
NGFS	DPW	229889	DPW Administration	229881	DPW Dpty Director Fin & Admin	232636	DPW OFFMA Deputy	13920	SR PW-Overhead	10029981-0001	PW-Overhead	PW-Dept Overhead	21412	IT Systems and Equipment	5210NPSvcs	527610	Systems Consulting Services				1,460,000	955,000	-505,000	1,460,000	505,000	-955,000	
NGFS	DPW	229889	DPW Administration	229881	DPW Dpty Director Fin & Admin	232636	DPW OFFMA Deputy	13920	SR PW-Overhead	10029981-0001	PW-Overhead	PW-Dept Overhead	21412	IT Systems and Equipment	5210NPSvcs	529110	Dp-Wp Equipment Maint				14,400	14,400	0	14,400	5,400	-9,000	
NGFS	DPW	229889	DPW Administration	229881	DPW Dpty Director Fin & Admin	232636	DPW OFFMA Deputy	13920	SR PW-Overhead	10029981-0001	PW-Overhead	PW-Dept Overhead	21412	IT Systems and Equipment	5210NPSvcs	535960	Software Licensing Fees				1,682,359	1,472,098	-210,261	1,682,359	1,645,078	-37,281	
NGFS	DPW	229889	DPW Administration	229881	DPW Dpty Director Fin & Admin	232636	DPW OFFMA Deputy	13920	SR PW-Overhead	10029981-0001	PW-Overhead	PW-Dept Overhead	21412	IT Systems and Equipment	5400Mat&Su	549210	Data Processing Supplies				190,000	232,500	42,500	190,000	232,500	42,500	
NGFS	DPW	229889	DPW Administration	229881	DPW Dpty Director Fin & Admin	232636	DPW OFFMA Deputy	13920	SR PW-Overhead	10029981-0002	PW-Overhead	PW-Bureau Overhead	20677	PW GEN - General Admin	5810OthDep	581450	GF-HR-Mgmt Training				4,000	0	-4,000	4,000	0	-4,000	
NGFS	DPW	229889	DPW Administration	229881	DPW Dpty Director Fin & Admin	232636	DPW OFFMA Deputy	13920	SR PW-Overhead	10029981-0005	PW-Overhead	PW-Training	20677	PW GEN - General Admin	5810OthDep	581450	GF-HR-Mgmt Training				0	4,000	4,000	0	4,000	4,000	
NGFS	DPW	229889	DPW Administration	229881	DPW Dpty Director Fin & Admin	232636	DPW OFFMA Deputy	13920	SR PW-Overhead	10034424-0459	PW Equipment	DPW27014 - Dell Blade Servers	21412	IT Systems and Equipment	5600CapOut	560000	Equipment Purchase-Budget	DPW27014			0	0	0	0	322,375	322,375	N/A
NGFS	DPW	229889	DPW Administration	229881	DPW Dpty Director Fin & Admin	232636	DPW OFFMA Deputy	13940	SR PW Paid Time Off	10029982-0003	PW-Paid Time Off	PW-Paid Time Off	10002	Interdepartmental-Overhead	5010Salary	501010	Perm Salaries-Misc-Regular				5,724,104	5,611,605	-112,499	5,724,104	5,856,062	131,958	See Form 3B
NGFS	DPW	229889	DPW Administration	229881	DPW Dpty Director Fin & Admin	232636	DPW OFFMA Deputy	13940	SR PW Paid Time Off	10029982-0003	PW-Paid Time Off	PW-Paid Time Off	10002	Interdepartmental-Overhead	5130Fringe	513010	Retire City Misc				823,700	807,511	-16,189	817,976	836,833	18,857	See Form 3B
NGFS	DPW	229889	DPW Administration	229881	DPW Dpty Director Fin & Admin	232636	DPW OFFMA Deputy	13940	SR PW Paid Time Off	10029982-0003	PW-Paid Time Off	PW-Paid Time Off	10002	Interdepartmental-Overhead	5130Fringe	514010	Social Security (OASDI & HI)				354,895	347,920	-6,975	354,895	363,076	8,181	See Form 3B
NGFS	DPW	229889	DPW Administration	229881	DPW Dpty Director Fin & Admin	232636	DPW OFFMA Deputy	13940	SR PW Paid Time Off	10029982-0003	PW-Paid Time Off	PW-Paid Time Off	10002	Interdepartmental-Overhead	5130Fringe	514020	Social Sec-Medicare(HI Only)				83,000	81,369	-1,631	83,000	84,913	1,913	See Form 3B
NGFS	DPW	229889	DPW Administration	229881	DPW Dpty Director Fin & Admin	232636	DPW OFFMA Deputy	13940	SR PW Paid Time Off	10029982-0003	PW-Paid Time Off	PW-Paid Time Off	10002	Interdepartmental-Overhead	5130Fringe	515020	Retiree Health-Match-Prop B				42,736	41,896	-840	42,736	43,721	985	See Form 3B
NGFS	DPW	229889	DPW Administration	229881	DPW Dpty Director Fin & Admin	232636	DPW OFFMA Deputy	13940	SR PW Paid Time Off	10029982-0003	PW-Paid Time Off	PW-Paid Time Off	10002	Interdepartmental-Overhead	5130Fringe	515030	RetireeHlthCare-CityMatchPropC				14,505	14,220	-285	14,505	14,839	334	See Form 3B
NGFS	DPW	229889	DPW Administration	229881	DPW Dpty Director Fin & Admin	232636	DPW OFFMA Deputy	13940	SR PW Paid Time Off	10029982-0003	PW-Paid Time Off	PW-Paid Time Off	10002	Interdepartmental-Overhead	5130Fringe	519120	Long Term Disability Insurance				23,469	23,008	-461	23,469	24,010	541	See Form 3B
NGFS	DPW	229889	DPW Administration	229881	DPW Dpty Director Fin & Admin	232636	DPW OFFMA Deputy	13940	SR PW Paid Time Off	10029982-0003	PW-Paid Time Off	PW-Paid Time Off	10002	Interdepartmental-Overhead	5200OHAllo	520100	Overhead Recovery				-7,066,412	-6,927,537	138,875	-7,341,701	-7,223,461	118,240	

BUDGET FORM 3A: Expenditure Change

DEPARTMENT: SAS Sanitation & Streets

No changes to report

																				Total BY Expenditure			Total BY1 Expenditure			
GFS Type	Dept Grp	Division	Divi	Section	Secti	Dept ID	Dept ID Title	Fund	Fund Title	Project-Activity	Project Title	Activity Title	Authority	Authority Title	Account Lvl 5 Title	Account	Account Title	Equipment #	TRIO	Agency Use	FY 2025-26 Base	FY 2025-26 Department	FY 2025-26 Dept - Base	FY 2026-27 Base	FY 2026-27 Department	FY 2026-27 Dept - Base	Explanation of Change

BUDGET FORM 3B: Position Change

DEPARTMENT: DPW Public Works

Position Code | Total BY FTE Change: -8.6 | Total BY Amount Change: -2,203,314 | Total BY1 FTE Change: -29.93 | Total BY1 Amount Change: -4,223,806

GFS Type	Dept Grp	Division	Division Title	Section	Section Title	Dept ID	Dept ID Title	Fund	Fund Title	Project-Activity	Project Title	Activity Title	Authority	Authority Title	Account Lvl 5	Agency Use	Job Class	Job Title	Status	Action	Position	FY 2025-26 Base FTE	FY 2025-26 Dept FTE	FY 2025-26 Dept - Base	FY 2025-26 Base Amount	FY 2025-26 Dept Amount	FY 2025-26 Dept - Base	FY 2026-27 Base FTE	FY 2026-27 Dept FTE	FY 2026-27 Dept - Base	FY 2026-27 Base Amount	FY 2026-27 Dept Amount	FY 2026-27 Dept - Base	Explanation of Change
NGFS	DPW	207989	DPW Buildings	207721	DPW Dpty Dir of Buildings	207721	DPW Dpty Dir of Buildings	13920	SR PW-Overhead	10029981-0001	PW-Overhead	PW-Dept Overhead	20677	PW GEN - General Admin	5010Salary		9996M_C	Estimated Project Funding -	S		NEWP357753				0	912	912				0	-999	-999	
NGFS	DPW	207989	DPW Buildings	207721	DPW Dpty Dir of Buildings	207721	DPW Dpty Dir of Buildings	13920	SR PW-Overhead	10029981-0001	PW-Overhead	PW-Dept Overhead	20677	PW GEN - General Admin	5130Fringe		9996M_C	Estimated Project Funding -	S		NEWP357753				0	214	214				0	-233	-233	
NGFS	DPW	229889	DPW Administration	207728	DPW Director's Office	207729	DPW DO Director	13920	SR PW-Overhead	10029981-0001	PW-Overhead	PW-Dept Overhead	20677	PW GEN - General Admin	5010Salary		9996M_C	Estimated Project Funding -	S		NEWP145054				0	8,965	8,965				0	-10,045	-10,045	
NGFS	DPW	229889	DPW Administration	207728	DPW Director's Office	207729	DPW DO Director	13920	SR PW-Overhead	10029981-0001	PW-Overhead	PW-Dept Overhead	20677	PW GEN - General Admin	5130Fringe		9996M_C	Estimated Project Funding -	S		NEWP145054				0	2,103	2,103				0	-2,346	-2,346	
GFS	DPW	207989	DPW Buildings	229802	DPW Building Desgn & Con	207950	DPW BDC Budgetary	10040	GF PW Work Order	10016163-0002	PW Work Order	PW Work Order Budget	10002	Interdepartmental-Overhead	5010Salary		5207_C	Associate Engineer	O	S	01062113-1	0	1	1	0	0	0	0	1	1	0	0	0	
GFS	DPW	207989	DPW Buildings	229802	DPW Building Desgn & Con	207950	DPW BDC Budgetary	10040	GF PW Work Order	10016163-0002	PW Work Order	PW Work Order Budget	10002	Interdepartmental-Overhead	5010Salary		5207_C	Associate Engineer	O	S	01119674-1	0	1	1	0	0	0	0	1	1	0	0	0	
GFS	DPW	207989	DPW Buildings	229802	DPW Building Desgn & Con	207950	DPW BDC Budgetary	10040	GF PW Work Order	10016163-0002	PW Work Order	PW Work Order Budget	10002	Interdepartmental-Overhead	5010Salary		5207_C	Associate Engineer	O	S	01124691-1	0	1	1	0	0	0	0	1	1	0	0	0	
GFS	DPW	207989	DPW Buildings	229802	DPW Building Desgn & Con	207950	DPW BDC Budgetary	10040	GF PW Work Order	10016163-0002	PW Work Order	PW Work Order Budget	10002	Interdepartmental-Overhead	5010Salary		5207_C	Associate Engineer	O	S	01127450-1	0	1	1	0	0	0	0	1	1	0	0	0	
GFS	DPW	207989	DPW Buildings	229802	DPW Building Desgn & Con	207950	DPW BDC Budgetary	10040	GF PW Work Order	10016163-0002	PW Work Order	PW Work Order Budget	10002	Interdepartmental-Overhead	5010Salary		5207_C	Associate Engineer	O	S	01128123-1	0	1	1	0	0	0	0	1	1	0	0	0	
GFS	DPW	207989	DPW Buildings	229802	DPW Building Desgn & Con	207950	DPW BDC Budgetary	10040	GF PW Work Order	10016163-0002	PW Work Order	PW Work Order Budget	10002	Interdepartmental-Overhead	5010Salary		5207_C	Associate Engineer	O	S	01144504-1	0	1	1	0	0	0	0	1	1	0	0	0	
GFS	DPW	207989	DPW Buildings	229802	DPW Building Desgn & Con	207950	DPW BDC Budgetary	10040	GF PW Work Order	10016163-0002	PW Work Order	PW Work Order Budget	10002	Interdepartmental-Overhead	5010Salary		6317_C	Assistant Construction Insp	O	S	01144504-1	1	0	-1	0	0	0	1	0	-1	0	0	0	
GFS	DPW	207989	DPW Buildings	229802	DPW Building Desgn & Con	207950	DPW BDC Budgetary	10040	GF PW Work Order	10016163-0002	PW Work Order	PW Work Order Budget	10002	Interdepartmental-Overhead	5010Salary		6318_C	Construction Inspector	O	S	01062113-1	1	0	-1	0	0	0	1	0	-1	0	0	0	
GFS	DPW	207989	DPW Buildings	229802	DPW Building Desgn & Con	207950	DPW BDC Budgetary	10040	GF PW Work Order	10016163-0002	PW Work Order	PW Work Order Budget	10002	Interdepartmental-Overhead	5010Salary		6318_C	Construction Inspector	O	S	01119674-1	1	0	-1	0	0	0	1	0	-1	0	0	0	
GFS	DPW	207989	DPW Buildings	229802	DPW Building Desgn & Con	207950	DPW BDC Budgetary	10040	GF PW Work Order	10016163-0002	PW Work Order	PW Work Order Budget	10002	Interdepartmental-Overhead	5010Salary		6318_C	Construction Inspector	O	S	01124691-1	1	0	-1	0	0	0	1	0	-1	0	0	0	
GFS	DPW	207989	DPW Buildings	229802	DPW Building Desgn & Con	207950	DPW BDC Budgetary	10040	GF PW Work Order	10016163-0002	PW Work Order	PW Work Order Budget	10002	Interdepartmental-Overhead	5010Salary		6318_C	Construction Inspector	O	S	01127450-1	1	0	-1	0	0	0	1	0	-1	0	0	0	
GFS	DPW	207989	DPW Buildings	229802	DPW Building Desgn & Con	207950	DPW BDC Budgetary	10040	GF PW Work Order	10016163-0002	PW Work Order	PW Work Order Budget	10002	Interdepartmental-Overhead	5010Salary		6318_C	Construction Inspector	O	S	01128123-1	1	0	-1	0	0	0	1	0	-1	0	0	0	
GFS	DPW	207989	DPW Buildings	229802	DPW Building Desgn & Con	207950	DPW BDC Budgetary	10040	GF PW Work Order	10016163-0002	PW Work Order	PW Work Order Budget	10002	Interdepartmental-Overhead	5010Salary		9996M_C	Estimated Project Funding -	S		NEWP194133				0	460	460				0	408	408	
GFS	DPW	207989	DPW Buildings	229802	DPW Building Desgn & Con	207950	DPW BDC Budgetary	10040	GF PW Work Order	10016163-0002	PW Work Order	PW Work Order Budget	10002	Interdepartmental-Overhead	5130Fringe		9996M_C	Estimated Project Funding -	S		NEWP194133				0	108	108				0	95	95	
NGFS	DPW	207989	DPW Buildings	229802	DPW Building Desgn & Con	207950	DPW BDC Budgetary	13920	SR PW-Overhead	10029981-0002	PW-Overhead	PW-Bureau Overhead	20675	PW BDC - Building Dsgn & Const	5010Salary		9996M_C	Estimated Project Funding -	S		NEWP389317				0	79,685	79,685				0	21,041	21,041	
NGFS	DPW	207989	DPW Buildings	229802	DPW Building Desgn & Con	207950	DPW BDC Budgetary	13920	SR PW-Overhead	10029981-0002	PW-Overhead	PW-Bureau Overhead	20675	PW BDC - Building Dsgn & Const	5130Fringe		9996M_C	Estimated Project Funding -	S		NEWP389317				0	18,686	18,686				0	4,913	4,913	
NGFS	DPW	207989	DPW Buildings	229802	DPW Building Desgn & Con	207950	DPW BDC Budgetary	13920	SR PW-Overhead	10029981-0002	PW-Overhead	PW-Bureau Overhead	20675	PW BDC - Building Dsgn & Const	5010Salary		TEMPM_E	Temporary - Miscellaneous	S		NEWP208655	0	-2.47	-2.47	0	-336,861	-336,861	0	-2.05	-2.05	0	-279,797	-279,797	
NGFS	DPW	207989	DPW Buildings	229802	DPW Building Desgn & Con	207950	DPW BDC Budgetary	13920	SR PW-Overhead	10029981-0002	PW-Overhead	PW-Bureau Overhead	20675	PW BDC - Building Dsgn & Const	5130Fringe		TEMPM_E	Temporary - Miscellaneous	S		NEWP208655				0	-29,138	-29,138				0	-24,202	-24,202	
NGFS	DPW	207989	DPW Buildings	229802	DPW Building Desgn & Con	207950	DPW BDC Budgetary	13940	SR PW Paid Time Off	10029982-0003	PW-Paid Time Off	PW-Paid Time Off	10002	Interdepartmental-Overhead	5010Salary		9996M_C	Estimated Project Funding -	S		NEWP302758				0	285,498	285,498				0	518,267	518,267	
NGFS	DPW	207989	DPW Buildings	229802	DPW Building Desgn & Con	207950	DPW BDC Budgetary	13940	SR PW Paid Time Off	10029982-0003	PW-Paid Time Off	PW-Paid Time Off	10002	Interdepartmental-Overhead	5130Fringe		9996M_C	Estimated Project Funding -	S		NEWP302758				0	66,950	66,950				0	121,015	121,015	
GFS	DPW	207990	DPW Operations	229822	DPW Building & Street Rep	207951	DPW BSR Budgetary	10000	GF Annual Account Ctrl	10034422-0001	PW Operating	PW Operating	20676	PW BBR - Building Repair	5010Salary		9993M_C	Attrition Savings - Miscellan	S		NEWP768818	0	0	0	0	0	0	0	-0.99	-0.99	0	-135,298	-135,298	
GFS	DPW	207990	DPW Operations	229822	DPW Building & Street Rep	207951	DPW BSR Budgetary	10000	GF Annual Account Ctrl	10034422-0001	PW Operating	PW Operating	20676	PW BBR - Building Repair	5130Fringe		9993M_C	Attrition Savings - Miscellan	S		NEWP768818				0	0	0				0	-54,835	-54,835	
GFS	DPW	207990	DPW Operations	229822	DPW Building & Street Rep	207951	DPW BSR Budgetary	10000	GF Annual Account Ctrl	10034422-0001	PW Operating	PW Operating	20676	PW BBR - Building Repair	5010Salary		9996M_C	Estimated Project Funding -	S		NEWP511357				0	-26,634	-26,634				0	0	0	
GFS	DPW	207990	DPW Operations	229822	DPW Building & Street Rep	207951	DPW BSR Budgetary	10000	GF Annual Account Ctrl	10034422-0001	PW Operating	PW Operating	20676	PW BBR - Building Repair	5010Salary		9996M_C	Estimated Project Funding -	S		NEWP958480				0	45,992	45,992				0	37,449	37,449	
GFS	DPW	207990	DPW Operations	229822	DPW Building & Street Rep	207951	DPW BSR Budgetary	10000	GF Annual Account Ctrl	10034422-0001	PW Operating	PW Operating	20676	PW BBR - Building Repair	5130Fringe		9996M_C	Estimated Project Funding -	S		NEWP511357				0	-6,245	-6,245				0	0	0	
GFS	DPW	207990	DPW Operations	229822	DPW Building & Street Rep	207951	DPW BSR Budgetary	10000	GF Annual Account Ctrl	10034422-0001	PW Operating	PW Operating	20676	PW BBR - Building Repair	5130Fringe		9996M_C	Estimated Project Funding -	S		NEWP958480				0	10,786	10,786				0	8,746	8,746	
GFS	DPW	207990	DPW Operations	229822	DPW Building & Street Rep	207951	DPW BSR Budgetary	10040	GF PW Work Order	10016163-0002	PW Work Order	PW Work Order Budget	10002	Interdepartmental-Overhead	5010Salary		9996M_C	Estimated Project Funding -	S		NEWP404491				0	380,824	380,824				0	192,362	192,362	
GFS	DPW	207990	DPW Operations	229822	DPW Building & Street Rep	207951	DPW BSR Budgetary	10040	GF PW Work Order	10016163-0002	PW Work Order	PW Work Order Budget	10002	Interdepartmental-Overhead	5130Fringe		9996M_C	Estimated Project Funding -	S		NEWP404491				0	89,303	89,303				0	44,916	44,916	
NGFS	DPW	207990	DPW Operations	229822	DPW Building & Street Rep	207951	DPW BSR Budgetary	12789	SR Road Annual Authority	10034422-0001	PW Operating	PW Operating	20676	PW BBR - Building Repair	5010Salary		9996M_C	Estimated Project Funding -	S		NEWP763296				0	22,725	22,725				0	12,039	12,039	
NGFS	DPW	207990	DPW Operations	229822	DPW Building & Street Rep	207951	DPW BSR Budgetary	12789	SR Road Annual Authority	10034422-0001	PW Operating	PW Operating	20676	PW BBR - Building Repair	5130Fringe		9996M_C	Estimated Project Funding -	S		NEWP763296				0	5,330	5,330				0	2,811	2,811	
NGFS	DPW	207990	DPW Operations	229822	DPW Building & Street Rep	207951	DPW BSR Budgetary	13920	SR PW-Overhead	10029981-0002	PW-Overhead	PW-Bureau Overhead	20676	PW BBR - Building Repair	5010Salary		9995M_E	Positions Not Detailed - Mis	S		NEWP040419				0	-967,810	-967,810				0	-967,810	-967,810	
NGFS	DPW	207990	DPW Operations	229822	DPW Building & Street Rep	207951	DPW BSR Budgetary	13920	SR PW-Overhead	10029981-0002	PW-Overhead	PW-Bureau Overhead	20676	PW BBR - Building Repair	5010Salary		9996M_C	Estimated Project Funding -	S		NEWP599676				0	181,103	181,103				0	167,731	167,731	
NGFS	DPW	207990	DPW Operations	229822	DPW Building & Street Rep	207951	DPW BSR Budgetary	13920	SR PW-Overhead	10029981-0002	PW-Overhead	PW-Bureau Overhead	20676	PW BBR - Building Repair	5130Fringe		9996M_C	Estimated Project Funding -	S		NEWP599676				0	42,469	42,469				0	39,165	39,165	
NGFS	DPW	207990	DPW Operations	229822	DPW Building & Street Rep	207951	DPW BSR Budgetary	13940	SR PW Paid Time Off	10029982-0003	PW-Paid Time Off	PW-Paid Time Off	10002	Interdepartmental-Overhead	5010Salary		9996M_C	Estimated Project Funding -	S		NEWP286141				0	-343,861	-343,861				0	-206,739	-206,739	
NGFS	DPW	207990	DPW Operations	229822	DPW Building & Street Rep	207951	DPW BSR Budgetary	13940	SR PW Paid Time Off	10029982-0003	PW-Paid Time Off	PW-Paid Time Off	10002	Interdepartmental-Overhead	5130Fringe		9996M_C	Estimated Project Funding -	S		NEWP286141				0	-80,635	-80,635				0	-48,275	-48,275	
GFS	DPW	207988	DPW Infrastructure	229863	DPW Infrastcr Desgn & Con	207954	DPW IDC Budgetary	10040	GF PW Work Order	10016163-0002	PW Work Order	PW Work Order Budget	10002	Interdepartmental-Overhead	5010Salary		1842_C	Management Assistant	O	S	01019548-1	1	0	-1	0	0	0	1	0	-1	0	0	0	
GFS	DPW	207988	DPW Infrastructure	229863	DPW Infrastcr Desgn & Con	207954	DPW IDC Budgetary	10040	GF PW Work Order	10016163-0002	PW Work Order	PW Work Order Budget	10002	Interdepartmental-Overhead	5010Salary		1844_C	Senior Management Assista	O	S	01019548-1	0	1	1	0	0	0	0	1	1	0	0	0	
GFS	DPW	207988	DPW Infrastructure	229863	DPW Infrastcr Desgn & Con	207954	DPW IDC Budgetary	10040	GF PW Work Order	10016163-0002	PW Work Order	PW Work Order Budget	10002	Interdepartmental-Overhead	5010Salary		9996M_C	Estimated Project Funding -	S		NEWP857668				0	9,229	9,229				0	9,096	9,096	
GFS	DPW	207988	DPW Infrastructure	229863	DPW Infrastcr Desgn & Con	207954	DPW IDC Budgetary	10040	GF PW Work Order	10016163-0002	PW Work Order	PW Work Order Budget	10002	Interdepartmental-Overhead	5130Fringe		9996M_C	Estimated Project Funding -	S		NEWP857668				0	2,164	2,164				0	2,124	2,124	
NGFS	DPW	207988	DPW Infrastructure	229863	DPW Infrastcr Desgn & Con	207954	DPW IDC Budgetary	13920	SR PW-Overhead	10029981-0002	PW-Overhead	PW-Bureau Overhead	20678	PW IDC - Infra Dsgn & Const	5010Salary		1842_C	Management Assistant	A	S	01122421-1	1	0	-1	118,245	0	-118,245	1	0	-1	122,724	0	-122,724	
NGFS	DPW	207988	DPW Infrastructure	229863	DPW Infrastcr Desgn & Con	207954	DPW IDC Budgetary	13920	SR PW-Overhead	10029981-0002	PW-Overhead	PW-Bureau Overhead	20678	PW IDC - Infra Dsgn & Const	5130Fringe		1842_C	Management Assistant	A	S	01122421-1				47,261	0	-47,261				49,496	0	-49,496	
NGFS	DPW	207988	DPW Infrastructure	229863	DPW Infrastcr Desgn & Con	207954	DPW IDC Budgetary	13920	SR PW-Overhead	10029981-0002	PW-Overhead	PW-Bureau Overhead	20678	PW IDC - Infra Dsgn & Const	5010Salary		1844_C	Senior Management Assista	A	S	01122421-1	0	1	1	0	135,543	135,543	0	1	1	0	140,677	140,677	
NGFS	DPW	207988	DPW Infrastructure	229863	DPW Infrastcr Desgn & Con	207954	DPW IDC Budgetary	13920	SR PW-Overhead	10029981-0002	PW-Overhead	PW-Bureau Overhead	20678	PW IDC - Infra Dsgn & Const	5130Fringe		1844_C	Senior Management Assista	A	S	01122421-1				0	51,317	51,317				0	53,689	53,689	
NGFS	DPW	207988	DPW Infrastructure	229863	DPW Infrastcr Desgn & Con	207954	DPW IDC Budgetary	13920	SR PW-Overhead	10029981-0002	PW-Overhead	PW-Bureau Overhead	20678	PW IDC - Infra Dsgn & Const	5010Salary		9996M_C	Estimated Project Funding -	S		NEWP575278				0	147,955	147,955				0	97,772	97,772	
NGFS	DPW	207988	DPW Infrastructure	229863	DPW Infrastcr Desgn & Con	207954	DPW IDC Budgetary	13920	SR PW-Overhead	10029981-0002	PW-Overhead	PW-Bureau Overhead	20678	PW IDC - Infra Dsgn & Const	5130Fringe		9996M_C	Estimated Project Funding -	S		NEWP575278				0	34,696	34,696				0	22,831	22,831	
NGFS	DPW	207988	DPW Infrastructure	229863	DPW Infrastcr Desgn & Con	207954	DPW IDC Budgetary	13920	SR PW-Overhead	10029981-0002	PW-Overhead	PW-Bureau Overhead	20678	PW IDC - Infra Dsgn & Const	5010Salary		TEMPM_E	Temporary - Miscellaneous	S		NEWP303390	0	-3.71	-3.71	0	-506,213	-506,213	0	-3.71	-3.71	0	-506,213	-506,213	
NGFS	DPW	207988	DPW Infrastructure	229863	DPW Infrastcr Desgn & Con	207954	DPW IDC Budgetary	13920	SR PW-Overhead	10029981-0002	PW-Overhead	PW-Bureau Overhead	20678	PW IDC - Infra Dsgn & Const	5130Fringe		TEMPM_E	Temporary - Miscellaneous	S		NEWP303390				0	-43,787	-43,787				0	-43,787	-43,787	
NGFS	DPW	207988	DPW Infrastructure	229863	DPW Infrastcr Desgn & Con	207954	DPW IDC Budgetary	13940	SR PW Paid Time Off	10029982-0003	PW-Paid Time Off	PW-Paid Time Off	10002	Interdepartmental-Overhead	5010Salary		9996M_C	Estimated Project Funding -	S		NEWP689634				0	-247,843	-247,843				0	41,013	41,013	
NGFS	DPW	207988	DPW Infrastructure	229863	DPW Infrastcr Desgn & Con	207954	DPW IDC Budgetary	13940	SR PW Paid Time Off	10029982-0003	PW-Paid Time Off	PW-Paid Time Off	10002	Interdepartmental-Overhead	5130Fringe		9996M_C	Estimated Project Funding -	S		NEWP689634				0	-58,119	-58,119				0	9,577	9,577	
GFS	DPW	207990	DPW Operations	229897	DPW Street Environment Sv	207956	DPW SES Budgetary	10000	GF Annual Account Ctrl	10034422-0001	PW Operating	PW Operating	20680	PW SES - Street Env Services	5010Salary		1840_C	Junior Management Assista	A	R	01134122-1	0	1	1	0	104,191	104,191	0	1	1	0	108,139	108,139	
GFS	DPW	207990	DPW Operations	229897	DPW Street Environment Sv	207956	DPW SES Budgetary	10000	GF Annual Account Ctrl	10034422-0001	PW Operating	PW Operating	20680	PW SES - Street Env Services	5130Fringe		1840_C	Junior Management Assista	A	R	01134122-1				0	43,965	43,965				0	46,091	46,091	
GFS	DPW	207990	DPW Operations	229897	DPW Street Environment Sv	207956	DPW SES Budgetary	10000	GF Annual Account Ctrl	10034422-0001	PW Operating	PW Operating	20680	PW SES - Street Env Services	5010Salary		1842_C	Management Assistant	A	R	01128024-1S	1	0	-1	118,245	0	-118,245	1	0	-1	122,724	0	-122,724	
GFS	DPW	207990	DPW Operations	229897	DPW Street Environment Sv	207956	DPW SES Budgetary	10000	GF Annual Account Ctrl	10034422-0001	PW Operating	PW Operating	20680	PW SES - Street Env Services	5130Fringe		1842_C	Management Assistant	A	R	01128024-1S				47,261	0	-47,261				49,496	0	-49,496	
GFS	DPW	207990	DPW Operations	229897	DPW Street Environment Sv	207956	DPW SES Budgetary	10000	GF Annual Account Ctrl	10034422-0001	PW Operating	PW Operating	20680	PW SES - Street Env Services	5010Salary		7514_C	General Laborer	A	R	01127469-1S	1	0	-1	93,759	0	-93,759	1	0	-1	97,310	0	-97,310	
GFS	DPW	207990	DPW Operations	229897	DPW Street Environment Sv	207956	DPW SES Budgetary	10000	GF Annual Account Ctrl	10034422-0001	PW Operating	PW Operating	20680	PW SES - Street Env Services	5010Salary		7514_C	General Laborer	A	R	01127470-1S	1	0	-1	93,759	0	-93,759	1	0	-1	97,310	0	-97,310	
GFS	DPW	207990	DPW Operations	229897	DPW Street Environment Sv	207956	DPW SES Budgetary	10000	GF Annual Account Ctrl	10034422-0001	PW Operating	PW Operating	20680	PW SES - Street Env Services	5010Salary		7514_C	General Laborer	A	R	01127471-1S	1	0	-1	93,759	0	-93,759	1	0	-1	97,310	0	-97,310	
GFS	DPW	207990	DPW Operations	229897	DPW Street Environment Sv	207956	DPW SES Budgetary	10000	GF Annual Account Ctrl	10034422-0001	PW Operating	PW Operating	20680	PW SES - Street Env Services	5010Salary		7514_C	General Laborer	A	R	01127472-1S	1	0	-1	93,759	0	-93,759	1	0	-1	97,310	0	-97,310	
GFS	DPW	207990	DPW Operations	229897	DPW Street Environment Sv	207956	DPW SES Budgetary	10000	GF Annual Account Ctrl	10034422-0001	PW Operating	PW Operating	20680	PW SES - Street Env Services	5010Salary		7514_C	General Laborer	A	R	01127473-1S	1	0	-1	93,759	0	-93,759	1	0	-1	97,310	0	-97,310	
GFS	DPW	207990	DPW Operations	229897	DPW Street Environment Sv	207956	DPW SES Budgetary	10000	GF Annual Account Ctrl	10034422-0001	PW Operating	PW Operating	20680	PW SES - Street Env Services	5010Salary		7514_C	General Laborer	A	R	01127474-1S	1	0	-1	93,759	0	-93,759	1	0	-1	97,310	0	-97,310	
GFS	DPW	207990	DPW Operations	229897	DPW Street Environment Sv	207956	DPW SES Budgetary	10000	GF Annual Account Ctrl	10034422-0001	PW Operating	PW Operating	20680	PW SES - Street Env Services	5010Salary		7514_C	General Laborer	A	R	01127475-1S	1	0	-1	93,759	0	-93,759	1	0	-1	97,310	0	-97,310	
GFS	DPW	207990	DPW Operations	229897	DPW Street Environment Sv	207956	DPW SES Budgetary	10000	GF Annual Account Ctrl	10034422-0001	PW Operating	PW Operating	20680	PW SES - Street Env Services	5010Salary		7514_C	General Laborer	A	R	01127489-1S	1	0	-1	93,759	0	-93,759	1	0	-1	97,310	0	-97,310	
GFS	DPW	207990	DPW Operations	229897	DPW Street Environment Sv	207956	DPW SES Budgetary	10000	GF Annual Account Ctrl	10034422-0001	PW Operating	PW Operating	20680	PW SES - Street Env Services	5130Fringe		7514_C	General Laborer	A	R	01127469-1S				41,526	0	-41,526				43,571	0	-43,571	
GFS	DPW	207990	DPW Operations	229897	DPW Street Environment Sv	207956	DPW SES Budgetary	10000	GF Annual Account Ctrl	10034422-0001	PW Operating	PW Operating	20680	PW SES - Street Env Services	5130Fringe		7514_C	General Laborer	A	R	01127470-1S				41,526	0	-41,526				43,571	0	-43,571	
GFS	DPW	207990	DPW Operations	229897	DPW Street Environment Sv	207956	DPW SES Budgetary	10000	GF Annual Account Ctrl	10034422-0001	PW Operating	PW Operating	20680	PW SES - Street Env Services	5130Fringe		7514_C	General Laborer	A	R	01127471-1S				41,526	0	-41,526				43,571	0	-43,571	
GFS	DPW	207990	DPW Operations	229897	DPW Street Environment Sv	207956	DPW SES Budgetary	10000	GF Annual Account Ctrl	10034422-0001	PW Operating	PW Operating	20680	PW SES - Street Env Services	5130Fringe		7514_C	General Laborer	A	R	01127472-1S				41,526	0	-41,526				43,571	0	-43,571	
GFS	DPW	207990	DPW Operations	229897	DPW Street Environment Sv	207956	DPW SES Budgetary	10000	GF Annual Account Ctrl	10034422-0001	PW Operating	PW Operating	20680	PW SES - Street Env Services	5130Fringe		7514_C	General Laborer	A	R	01127473-1S				41,526	0	-41,526				43,571	0	-43,571	
GFS	DPW	207990	DPW Operations	229897	DPW Street Environment Sv	207956	DPW SES Budgetary	10000	GF Annual Account Ctrl	10034422-0001	PW Operating	PW Operating	20680	PW SES - Street Env Services	5130Fringe		7514_C	General Laborer	A	R	01127474-1S				41,526	0	-41,526				43,571	0	-43,571	
GFS	DPW	207990	DPW Operations	229897	DPW Street Environment Sv	207956	DPW SES Budgetary	10000	GF Annual Account Ctrl	10034422-0001	PW Operating	PW Operating	20680	PW SES - Street Env Services	5130Fringe		7514_C	General Laborer	A	R	01127475-1S				41,526	0	-41,526				43,571	0	-43,571	
GFS	DPW	207990	DPW Operations	229897	DPW Street Environment Sv	207956	DPW SES Budgetary	10000	GF Annual Account Ctrl	10034422-0001	PW Operating	PW Operating	20680	PW SES - Street Env Services	5130Fringe		7514_C	General Laborer	A	R	01127489-1S				41,526	0	-41,526				43,571	0	-43,571	
GFS	DPW	207990	DPW Operations	229897	DPW Street Environment Sv	207956	DPW SES Budgetary	10000	GF Annual Account Ctrl	10034422-0001	PW Operating	PW Operating	20680	PW SES - Street Env Services	5010Salary		9993M_C	Attrition Savings - Miscellan	S		NEWP122667	0	-5.27	-5.27	0	-716,489	-716,489	0	-5.23	-5.23	0	-711,543	-711,543	
GFS	DPW	207990	DPW Operations	229897	DPW Street Environment Sv	207956	DPW SES Budgetary	10000	GF Annual Account Ctrl	10034422-0001	PW Operating	PW Operating	20680	PW SES - Street Env Services	5010Salary		9993M_C	Attrition Savings - Miscellan	S		NEWP127624	0	0	0	0	0	0	0	-2.95	-2.95	0	-400,895	-400,895	
GFS	DPW	207990	DPW Operations	229897	DPW Street Environment Sv	207956	DPW SES Budgetary	10000	GF Annual Account Ctrl	10034422-0001	PW Operating	PW Operating	20680	PW SES - Street Env Services	5010Salary		9993M_C	Attrition Savings - Miscellan	S		NEWP322808	0	0	0	0	0	0	0	-2.95	-2.95	0	-400,895	-400,895	
GFS	DPW	207990	DPW Operations	229897	DPW Street Environment Sv	207956	DPW SES Budgetary	10000	GF Annual Account Ctrl	10034422-0001	PW Operating	PW Operating	20680	PW SES - Street Env Services	5010Salary		9993M_C	Attrition Savings - Miscellan	S		NEWP454325	0	0	0	0	0	0	0	-0.9	-0.9	0	-122,490	-122,490	
GFS	DPW	207990	DPW Operations	229897	DPW Street Environment Sv	207956	DPW SES Budgetary	10000	GF Annual Account Ctrl	10034422-0001	PW Operating	PW Operating	20680	PW SES - Street Env Services	5130Fringe		9993M_C	Attrition Savings - Miscellan	S		NEWP122667				0	-283,512	-283,512				0	-288,458	-288,458	
GFS	DPW	207990	DPW Operations	229897	DPW Street Environment Sv	207956	DPW SES Budgetary	10000	GF Annual Account Ctrl	10034422-0001	PW Operating	PW Operating	20680	PW SES - Street Env Services	5130Fringe		9993M_C	Attrition Savings - Miscellan	S		NEWP127624				0	0	0				0	-162,630	-162,630	
GFS	DPW	207990	DPW Operations	229897	DPW Street Environment Sv	207956	DPW SES Budgetary	10000	GF Annual Account Ctrl	10034422-0001	PW Operating	PW Operating	20680	PW SES - Street Env Services	5130Fringe		9993M_C	Attrition Savings - Miscellan	S		NEWP322808				0	0	0				0	-162,630	-162,630	
GFS	DPW	207990	DPW Operations	229897	DPW Street Environment Sv	207956	DPW SES Budgetary	10000	GF Annual Account Ctrl	10034422-0001	PW Operating	PW Operating	20680	PW SES - Street Env Services	5130Fringe		9993M_C	Attrition Savings - Miscellan	S		NEWP454325				0	0	0				0	-49,730	-49,730	
GFS	DPW	207990	DPW Operations	229897	DPW Street Environment Sv	207956	DPW SES Budgetary	10000	GF Annual Account Ctrl	10034422-0001	PW Operating	PW Operating	20680	PW SES - Street Env Services	5010Salary		9995M_E	Positions Not Detailed - Mis	S		NEWP550302				0	-139,850	-139,850				0	-139,850	-139,850	
GFS	DPW	207990	DPW Operations	229897	DPW Street Environment Sv	207956	DPW SES Budgetary	10000	GF Annual Account Ctrl	10034422-0001	PW Operating	PW Operating	20680	PW SES - Street Env Services	5010Salary		9996M_C	Estimated Project Funding -	S		NEWP152552				0	-379,713	-379,713				0	0	0	

BUDGET FORM 3B: Position Change

Position Code | Total BY FTE Change: -8.6 | Total BY Amount Change: -2,203,314 | Total BY1 FTE Change: -29.93 | Total BY1 Amount Change: -4,223,806

GFS Type	Dept Grp	Division	Division Title	Section	Section Title	Dept ID	Dept ID Title	Fund	Fund Title	Project-Activity	Project Title	Activity Title	Authority	Authority Title	Account Lvl 5	Agency Use	Job Class	Job Title	Status	Action	Position	FY 2025-26 Base FTE	FY 2025-26 Dept FTE	FY 2025-26 Dept - Base	FY 2025-26 Base Amount	FY 2025-26 Dept Amount	FY 2025-26 Dept - Base	FY 2026-27 Base FTE	FY 2026-27 Dept FTE	FY 2026-27 Dept - Base	FY 2026-27 Base Amount	FY 2026-27 Dept Amount	FY 2026-27 Dept - Base	Explanation of Change
GFS	DPW	207990	DPW Operations	229897	DPW Street Environment S	207956	DPW SES Budgetary	10000	GF Annual Account Ctrl	10034422-0001	PW Operating	PW Operating	20680	PW SES - Street Env Services	5010Salary		9996M_C	Estimated Project Funding -	S		NEWP434552				0	-73,830	-73,830				0	0	0	
GFS	DPW	207990	DPW Operations	229897	DPW Street Environment S	207956	DPW SES Budgetary	10000	GF Annual Account Ctrl	10034422-0001	PW Operating	PW Operating	20680	PW SES - Street Env Services	5010Salary		9996M_C	Estimated Project Funding -	S		NEWP655316				0	893,883	893,883				0	706,471	706,471	
GFS	DPW	207990	DPW Operations	229897	DPW Street Environment S	207956	DPW SES Budgetary	10000	GF Annual Account Ctrl	10034422-0001	PW Operating	PW Operating	20680	PW SES - Street Env Services	5130Fringe		9996M_C	Estimated Project Funding -	S		NEWP152552				0	-89,043	-89,043				0	0	0	
GFS	DPW	207990	DPW Operations	229897	DPW Street Environment S	207956	DPW SES Budgetary	10000	GF Annual Account Ctrl	10034422-0001	PW Operating	PW Operating	20680	PW SES - Street Env Services	5130Fringe		9996M_C	Estimated Project Funding -	S		NEWP434552				0	-17,313	-17,313				0	0	0	
GFS	DPW	207990	DPW Operations	229897	DPW Street Environment S	207956	DPW SES Budgetary	10000	GF Annual Account Ctrl	10034422-0001	PW Operating	PW Operating	20680	PW SES - Street Env Services	5130Fringe		9996M_C	Estimated Project Funding -	S		NEWP655316				0	209,616	209,616				0	164,962	164,962	
GFS	DPW	207990	DPW Operations	229897	DPW Street Environment S	207956	DPW SES Budgetary	10000	GF Annual Account Ctrl	10034422-0001	PW Operating	PW Operating	20680	PW SES - Street Env Services	5010Salary		OVERM_E	Overtime - Miscellaneous	S		NEWP737254				0	0	0				0	-53,954	-53,954	
GFS	DPW	207990	DPW Operations	229897	DPW Street Environment S	207956	DPW SES Budgetary	10000	GF Annual Account Ctrl	10034422-0001	PW Operating	PW Operating	20680	PW SES - Street Env Services	5130Fringe		OVERM_E	Overtime - Miscellaneous	S		NEWP737254				0	0	0				0	-4,667	-4,667	
GFS	DPW	207990	DPW Operations	229897	DPW Street Environment S	207956	DPW SES Budgetary	10000	GF Annual Account Ctrl	10034422-0001	PW Operating	PW Operating	20680	PW SES - Street Env Services	5010Salary		TEMPM_E	Temporary - Miscellaneous	S		NEWP378449	0	0	0	0	0	0	0	-14	-14	0	########	########	
GFS	DPW	207990	DPW Operations	229897	DPW Street Environment S	207956	DPW SES Budgetary	10000	GF Annual Account Ctrl	10034422-0001	PW Operating	PW Operating	20680	PW SES - Street Env Services	5130Fringe		TEMPM_E	Temporary - Miscellaneous	S		NEWP378449				0	0	0				0	-165,315	-165,315	
GFS	DPW	207990	DPW Operations	229897	DPW Street Environment S	207956	DPW SES Budgetary	10000	GF Annual Account Ctrl	10034422-0026	PW Operating	PW Operating	20680	PW SES - Street Env Services	5010Salary		9996M_C	Estimated Project Funding -	S		NEWP296512				0	3,552	3,552				0	-2,525	-2,525	
GFS	DPW	207990	DPW Operations	229897	DPW Street Environment S	207956	DPW SES Budgetary	10000	GF Annual Account Ctrl	10034422-0026	PW Operating	PW Operating	20680	PW SES - Street Env Services	5130Fringe		9996M_C	Estimated Project Funding -	S		NEWP296512				0	833	833				0	-590	-590	
GFS	DPW	207990	DPW Operations	229897	DPW Street Environment S	207956	DPW SES Budgetary	10040	GF PW Work Order	10016163-0002	PW Work Order	PW Work Order Budget	10002	Interdepartmental-Overhead	5010Salary		9996M_C	Estimated Project Funding -	S		NEWP906142				0	11,551	11,551				0	-15,311	-15,311	
GFS	DPW	207990	DPW Operations	229897	DPW Street Environment S	207956	DPW SES Budgetary	10040	GF PW Work Order	10016163-0002	PW Work Order	PW Work Order Budget	10002	Interdepartmental-Overhead	5130Fringe		9996M_C	Estimated Project Funding -	S		NEWP906142				0	2,707	2,707				0	-3,575	-3,575	
GFS	DPW	207990	DPW Operations	229897	DPW Street Environment S	207956	DPW SES Budgetary	10040	GF PW Work Order	10034422-0001	PW Operating	PW Operating	10002	Interdepartmental-Overhead	5010Salary		9996M_C	Estimated Project Funding -	S		NEWP742521				0	1,826	1,826				0	-1,492	-1,492	
GFS	DPW	207990	DPW Operations	229897	DPW Street Environment S	207956	DPW SES Budgetary	10040	GF PW Work Order	10034422-0001	PW Operating	PW Operating	10002	Interdepartmental-Overhead	5130Fringe		9996M_C	Estimated Project Funding -	S		NEWP742521				0	428	428				0	-348	-348	
NGFS	DPW	207990	DPW Operations	229897	DPW Street Environment S	207956	DPW SES Budgetary	12769	SR Gas Tax Annual Authority	10034422-0001	PW Operating	PW Operating	20680	PW SES - Street Env Services	5010Salary		9996M_C	Estimated Project Funding -	S		NEWP512836				0	16,725	16,725				0	-10,210	-10,210	
NGFS	DPW	207990	DPW Operations	229897	DPW Street Environment S	207956	DPW SES Budgetary	12769	SR Gas Tax Annual Authority	10034422-0001	PW Operating	PW Operating	20680	PW SES - Street Env Services	5130Fringe		9996M_C	Estimated Project Funding -	S		NEWP512836				0	3,923	3,923				0	-2,384	-2,384	
NGFS	DPW	207990	DPW Operations	229897	DPW Street Environment S	207956	DPW SES Budgetary	13920	SR PW-Overhead	10029981-0002	PW-Overhead	PW-Bureau Overhead	20680	PW SES - Street Env Services	5010Salary		9996M_C	Estimated Project Funding -	S		NEWP460132				0	4,716	4,716				0	-3,754	-3,754	
NGFS	DPW	207990	DPW Operations	229897	DPW Street Environment S	207956	DPW SES Budgetary	13920	SR PW-Overhead	10029981-0002	PW-Overhead	PW-Bureau Overhead	20680	PW SES - Street Env Services	5130Fringe		9996M_C	Estimated Project Funding -	S		NEWP460132				0	1,105	1,105				0	-877	-877	
NGFS	DPW	207990	DPW Operations	229897	DPW Street Environment S	207956	DPW SES Budgetary	13940	SR PW Paid Time Off	10029982-0003	PW-Paid Time Off	PW-Paid Time Off	10002	Interdepartmental-Overhead	5010Salary		9996M_C	Estimated Project Funding -	S		NEWP101327				0	-343,387	-343,387				0	-94,980	-94,980	
NGFS	DPW	207990	DPW Operations	229897	DPW Street Environment S	207956	DPW SES Budgetary	13940	SR PW Paid Time Off	10029982-0003	PW-Paid Time Off	PW-Paid Time Off	10002	Interdepartmental-Overhead	5130Fringe		9996M_C	Estimated Project Funding -	S		NEWP101327				0	-80,524	-80,524				0	-22,178	-22,178	
GFS	DPW	207988	DPW Infrastructure	229906	DPW Street Use & Mapping	207957	DPW BSM Budgetary	10000	GF Annual Account Ctrl	10034422-0001	PW Operating	PW Operating	20682	PW BSM - Street Use & Mapping	5010Salary		9996M_C	Estimated Project Funding -	S		NEWP519638				0	-192,804	-192,804				0	-233,519	-233,519	
GFS	DPW	207988	DPW Infrastructure	229906	DPW Street Use & Mapping	207957	DPW BSM Budgetary	10000	GF Annual Account Ctrl	10034422-0001	PW Operating	PW Operating	20682	PW BSM - Street Use & Mapping	5130Fringe		9996M_C	Estimated Project Funding -	S		NEWP519638				0	-45,212	-45,212				0	-54,526	-54,526	
GFS	DPW	207988	DPW Infrastructure	229906	DPW Street Use & Mapping	207957	DPW BSM Budgetary	10040	GF PW Work Order	10016163-0002	PW Work Order	PW Work Order Budget	10002	Interdepartmental-Overhead	5010Salary		9996M_C	Estimated Project Funding -	S		NEWP770463				0	-505,572	-505,572				0	-594,069	-594,069	
GFS	DPW	207988	DPW Infrastructure	229906	DPW Street Use & Mapping	207957	DPW BSM Budgetary	10040	GF PW Work Order	10016163-0002	PW Work Order	PW Work Order Budget	10002	Interdepartmental-Overhead	5130Fringe		9996M_C	Estimated Project Funding -	S		NEWP770463				0	-118,557	-118,557				0	-138,714	-138,714	
NGFS	DPW	207988	DPW Infrastructure	229906	DPW Street Use & Mapping	207957	DPW BSM Budgetary	13920	SR PW-Overhead	10029981-0002	PW-Overhead	PW-Bureau Overhead	20682	PW BSM - Street Use & Mapping	5010Salary		9996M_C	Estimated Project Funding -	S		NEWP324453				0	11,719	11,719				0	1,192	1,192	
NGFS	DPW	207988	DPW Infrastructure	229906	DPW Street Use & Mapping	207957	DPW BSM Budgetary	13920	SR PW-Overhead	10029981-0002	PW-Overhead	PW-Bureau Overhead	20682	PW BSM - Street Use & Mapping	5130Fringe		9996M_C	Estimated Project Funding -	S		NEWP324453				0	2,748	2,748				0	278	278	
NGFS	DPW	207988	DPW Infrastructure	229906	DPW Street Use & Mapping	207957	DPW BSM Budgetary	13920	SR PW-Overhead	10029981-0002	PW-Overhead	PW-Bureau Overhead	20682	PW BSM - Street Use & Mapping	5010Salary		OVERM_E	Overtime - Miscellaneous	S		NEWP498574				0	-219	-219				0	-219	-219	
NGFS	DPW	207988	DPW Infrastructure	229906	DPW Street Use & Mapping	207957	DPW BSM Budgetary	13920	SR PW-Overhead	10029981-0002	PW-Overhead	PW-Bureau Overhead	20682	PW BSM - Street Use & Mapping	5130Fringe		OVERM_E	Overtime - Miscellaneous	S		NEWP498574				0	-20	-20				0	-20	-20	
NGFS	DPW	207988	DPW Infrastructure	229906	DPW Street Use & Mapping	207957	DPW BSM Budgetary	13920	SR PW-Overhead	10029981-0002	PW-Overhead	PW-Bureau Overhead	20682	PW BSM - Street Use & Mapping	5010Salary		TEMPM_E	Temporary - Miscellaneous	S		NEWP662195	0	-0.15	-0.15	0	-20,789	-20,789	0	-0.15	-0.15	0	-20,789	-20,789	
NGFS	DPW	207988	DPW Infrastructure	229906	DPW Street Use & Mapping	207957	DPW BSM Budgetary	13920	SR PW-Overhead	10029981-0002	PW-Overhead	PW-Bureau Overhead	20682	PW BSM - Street Use & Mapping	5130Fringe		TEMPM_E	Temporary - Miscellaneous	S		NEWP662195				0	-1,798	-1,798				0	-1,798	-1,798	
NGFS	DPW	207988	DPW Infrastructure	229906	DPW Street Use & Mapping	207957	DPW BSM Budgetary	13940	SR PW Paid Time Off	10029982-0003	PW-Paid Time Off	PW-Paid Time Off	10002	Interdepartmental-Overhead	5010Salary		9996M_C	Estimated Project Funding -	S		NEWP606843				0	400,433	400,433				0	501,995	501,995	
NGFS	DPW	207988	DPW Infrastructure	229906	DPW Street Use & Mapping	207957	DPW BSM Budgetary	13940	SR PW Paid Time Off	10029982-0003	PW-Paid Time Off	PW-Paid Time Off	10002	Interdepartmental-Overhead	5130Fringe		9996M_C	Estimated Project Funding -	S		NEWP606843				0	93,902	93,902				0	117,216	117,216	
GFS	DPW	207990	DPW Operations	249642	DPW Urban Forestry	207959	DPW BUF Budgetary	10040	GF PW Work Order	10016163-0002	PW Work Order	PW Work Order Budget	10002	Interdepartmental-Overhead	5010Salary		9996M_C	Estimated Project Funding -	S		NEWP491696				0	220,241	220,241				0	698,023	698,023	
GFS	DPW	207990	DPW Operations	249642	DPW Urban Forestry	207959	DPW BUF Budgetary	10040	GF PW Work Order	10016163-0002	PW Work Order	PW Work Order Budget	10002	Interdepartmental-Overhead	5130Fringe		9996M_C	Estimated Project Funding -	S		NEWP491696				0	51,646	51,646				0	162,988	162,988	
GFS	DPW	207990	DPW Operations	249642	DPW Urban Forestry	207959	DPW BUF Budgetary	10040	GF PW Work Order	10041346-0001	PW Justice Jobs and Trees	Reserve	10002	Interdepartmental-Overhead	5010Salary		1312_C	Public Information Officer	O	Q	01157596	0	1	1	0	0	0	0	1	1	0	0	0	
GFS	DPW	207990	DPW Operations	249642	DPW Urban Forestry	207959	DPW BUF Budgetary	10040	GF PW Work Order	10041346-0001	PW Justice Jobs and Trees	Reserve	10002	Interdepartmental-Overhead	5010Salary		1823_C	Senior Administrative Analy	O	Q	01157597	0	1	1	0	0	0	0	1	1	0	0	0	
GFS	DPW	207990	DPW Operations	249642	DPW Urban Forestry	207959	DPW BUF Budgetary	10040	GF PW Work Order	10041346-0001	PW Justice Jobs and Trees	Reserve	10002	Interdepartmental-Overhead	5010Salary		3435_C	Urban Forestry Inspector	O	Q	01157598	0	1	1	0	0	0	0	1	1	0	0	0	
NGFS	DPW	207990	DPW Operations	249642	DPW Urban Forestry	207959	DPW BUF Budgetary	12769	SR Gas Tax Annual Authority	10034422-0001	PW Operating	PW Operating	20681	PW BUF - Urban Forestry	5010Salary		9996M_C	Estimated Project Funding -	S		NEWP399489				0	88,571	88,571				0	53,035	53,035	
NGFS	DPW	207990	DPW Operations	249642	DPW Urban Forestry	207959	DPW BUF Budgetary	12769	SR Gas Tax Annual Authority	10034422-0001	PW Operating	PW Operating	20681	PW BUF - Urban Forestry	5130Fringe		9996M_C	Estimated Project Funding -	S		NEWP399489				0	20,768	20,768				0	12,383	12,383	
NGFS	DPW	207990	DPW Operations	249642	DPW Urban Forestry	207959	DPW BUF Budgetary	13920	SR PW-Overhead	10029981-0002	PW-Overhead	PW-Bureau Overhead	20681	PW BUF - Urban Forestry	5010Salary		9995M_E	Positions Not Detailed - Mis	S		NEWP876797				0	-135,687	-135,687				0	-135,687	-135,687	
NGFS	DPW	207990	DPW Operations	249642	DPW Urban Forestry	207959	DPW BUF Budgetary	13920	SR PW-Overhead	10029981-0002	PW-Overhead	PW-Bureau Overhead	20681	PW BUF - Urban Forestry	5010Salary		9996M_C	Estimated Project Funding -	S		NEWP045686				0	46,779	46,779				0	37,670	37,670	
NGFS	DPW	207990	DPW Operations	249642	DPW Urban Forestry	207959	DPW BUF Budgetary	13920	SR PW-Overhead	10029981-0002	PW-Overhead	PW-Bureau Overhead	20681	PW BUF - Urban Forestry	5130Fringe		9996M_C	Estimated Project Funding -	S		NEWP045686				0	10,970	10,970				0	8,795	8,795	
NGFS	DPW	207990	DPW Operations	249642	DPW Urban Forestry	207959	DPW BUF Budgetary	13940	SR PW Paid Time Off	10029982-0003	PW-Paid Time Off	PW-Paid Time Off	10002	Interdepartmental-Overhead	5010Salary		9996M_C	Estimated Project Funding -	S		NEWP209307				0	22,290	22,290				0	135,331	135,331	
NGFS	DPW	207990	DPW Operations	249642	DPW Urban Forestry	207959	DPW BUF Budgetary	13940	SR PW Paid Time Off	10029982-0003	PW-Paid Time Off	PW-Paid Time Off	10002	Interdepartmental-Overhead	5130Fringe		9996M_C	Estimated Project Funding -	S		NEWP209307				0	5,226	5,226				0	31,599	31,599	
NGFS	DPW	207990	DPW Operations	249642	DPW Urban Forestry	207959	DPW BUF Budgetary	13985	SR 2016 Prop E StreetTreeMaint	10034422-0001	PW Operating	PW Operating	20681	PW BUF - Urban Forestry	5010Salary		7514_C	General Laborer	A	R	01127469-1S	0	1	1	0	93,759	93,759	0	1	1	0	97,310	97,310	
NGFS	DPW	207990	DPW Operations	249642	DPW Urban Forestry	207959	DPW BUF Budgetary	13985	SR 2016 Prop E StreetTreeMaint	10034422-0001	PW Operating	PW Operating	20681	PW BUF - Urban Forestry	5010Salary		7514_C	General Laborer	A	R	01127470-1S	0	1	1	0	93,759	93,759	0	1	1	0	97,310	97,310	
NGFS	DPW	207990	DPW Operations	249642	DPW Urban Forestry	207959	DPW BUF Budgetary	13985	SR 2016 Prop E StreetTreeMaint	10034422-0001	PW Operating	PW Operating	20681	PW BUF - Urban Forestry	5010Salary		7514_C	General Laborer	A	R	01127471-1S	0	1	1	0	93,759	93,759	0	1	1	0	97,310	97,310	
NGFS	DPW	207990	DPW Operations	249642	DPW Urban Forestry	207959	DPW BUF Budgetary	13985	SR 2016 Prop E StreetTreeMaint	10034422-0001	PW Operating	PW Operating	20681	PW BUF - Urban Forestry	5010Salary		7514_C	General Laborer	A	R	01127472-1S	0	1	1	0	93,759	93,759	0	1	1	0	97,310	97,310	
NGFS	DPW	207990	DPW Operations	249642	DPW Urban Forestry	207959	DPW BUF Budgetary	13985	SR 2016 Prop E StreetTreeMaint	10034422-0001	PW Operating	PW Operating	20681	PW BUF - Urban Forestry	5010Salary		7514_C	General Laborer	A	R	01127473-1S	0	1	1	0	93,759	93,759	0	1	1	0	97,310	97,310	
NGFS	DPW	207990	DPW Operations	249642	DPW Urban Forestry	207959	DPW BUF Budgetary	13985	SR 2016 Prop E StreetTreeMaint	10034422-0001	PW Operating	PW Operating	20681	PW BUF - Urban Forestry	5010Salary		7514_C	General Laborer	A	R	01127474-1S	0	1	1	0	93,759	93,759	0	1	1	0	97,310	97,310	
NGFS	DPW	207990	DPW Operations	249642	DPW Urban Forestry	207959	DPW BUF Budgetary	13985	SR 2016 Prop E StreetTreeMaint	10034422-0001	PW Operating	PW Operating	20681	PW BUF - Urban Forestry	5010Salary		7514_C	General Laborer	A	R	01127475-1S	0	1	1	0	93,759	93,759	0	1	1	0	97,310	97,310	
NGFS	DPW	207990	DPW Operations	249642	DPW Urban Forestry	207959	DPW BUF Budgetary	13985	SR 2016 Prop E StreetTreeMaint	10034422-0001	PW Operating	PW Operating	20681	PW BUF - Urban Forestry	5010Salary		7514_C	General Laborer	A	R	01127489-1S	0	1	1	0	93,759	93,759	0	1	1	0	97,310	97,310	
NGFS	DPW	207990	DPW Operations	249642	DPW Urban Forestry	207959	DPW BUF Budgetary	13985	SR 2016 Prop E StreetTreeMaint	10034422-0001	PW Operating	PW Operating	20681	PW BUF - Urban Forestry	5130Fringe		7514_C	General Laborer	A	R	01127469-1S				0	41,526	41,526				0	43,571	43,571	
NGFS	DPW	207990	DPW Operations	249642	DPW Urban Forestry	207959	DPW BUF Budgetary	13985	SR 2016 Prop E StreetTreeMaint	10034422-0001	PW Operating	PW Operating	20681	PW BUF - Urban Forestry	5130Fringe		7514_C	General Laborer	A	R	01127470-1S				0	41,526	41,526				0	43,571	43,571	
NGFS	DPW	207990	DPW Operations	249642	DPW Urban Forestry	207959	DPW BUF Budgetary	13985	SR 2016 Prop E StreetTreeMaint	10034422-0001	PW Operating	PW Operating	20681	PW BUF - Urban Forestry	5130Fringe		7514_C	General Laborer	A	R	01127471-1S				0	41,526	41,526				0	43,571	43,571	
NGFS	DPW	207990	DPW Operations	249642	DPW Urban Forestry	207959	DPW BUF Budgetary	13985	SR 2016 Prop E StreetTreeMaint	10034422-0001	PW Operating	PW Operating	20681	PW BUF - Urban Forestry	5130Fringe		7514_C	General Laborer	A	R	01127472-1S				0	41,526	41,526				0	43,571	43,571	
NGFS	DPW	207990	DPW Operations	249642	DPW Urban Forestry	207959	DPW BUF Budgetary	13985	SR 2016 Prop E StreetTreeMaint	10034422-0001	PW Operating	PW Operating	20681	PW BUF - Urban Forestry	5130Fringe		7514_C	General Laborer	A	R	01127473-1S				0	41,526	41,526				0	43,571	43,571	
NGFS	DPW	207990	DPW Operations	249642	DPW Urban Forestry	207959	DPW BUF Budgetary	13985	SR 2016 Prop E StreetTreeMaint	10034422-0001	PW Operating	PW Operating	20681	PW BUF - Urban Forestry	5130Fringe		7514_C	General Laborer	A	R	01127474-1S				0	41,526	41,526				0	43,571	43,571	
NGFS	DPW	207990	DPW Operations	249642	DPW Urban Forestry	207959	DPW BUF Budgetary	13985	SR 2016 Prop E StreetTreeMaint	10034422-0001	PW Operating	PW Operating	20681	PW BUF - Urban Forestry	5130Fringe		7514_C	General Laborer	A	R	01127475-1S				0	41,526	41,526				0	43,571	43,571	
NGFS	DPW	207990	DPW Operations	249642	DPW Urban Forestry	207959	DPW BUF Budgetary	13985	SR 2016 Prop E StreetTreeMaint	10034422-0001	PW Operating	PW Operating	20681	PW BUF - Urban Forestry	5130Fringe		7514_C	General Laborer	A	R	01127489-1S				0	41,526	41,526				0	43,571	43,571	
NGFS	DPW	207990	DPW Operations	249642	DPW Urban Forestry	207959	DPW BUF Budgetary	13985	SR 2016 Prop E StreetTreeMaint	10034422-0001	PW Operating	PW Operating	20681	PW BUF - Urban Forestry	5010Salary		9996M_C	Estimated Project Funding -	S		NEWP850501				0	7,480	7,480				0	-54,444	-54,444	
NGFS	DPW	207990	DPW Operations	249642	DPW Urban Forestry	207959	DPW BUF Budgetary	13985	SR 2016 Prop E StreetTreeMaint	10034422-0001	PW Operating	PW Operating	20681	PW BUF - Urban Forestry	5130Fringe		9996M_C	Estimated Project Funding -	S		NEWP850501				0	1,754	1,754				0	-12,712	-12,712	
NGFS	DPW	207988	DPW Infrastructure	229873	DPW Dpty Dir of Infrastructu	229873	DPW Dpty Dir of Infrastructure	13920	SR PW-Overhead	10029981-0001	PW-Overhead	PW-Dept Overhead	20677	PW GEN - General Admin	5010Salary		9996M_C	Estimated Project Funding -	S		NEWP021289				0	912	912				0	-1,000	-1,000	
NGFS	DPW	207988	DPW Infrastructure	229873	DPW Dpty Dir of Infrastructu	229873	DPW Dpty Dir of Infrastructure	13920	SR PW-Overhead	10029981-0001	PW-Overhead	PW-Dept Overhead	20677	PW GEN - General Admin	5130Fringe		9996M_C	Estimated Project Funding -	S		NEWP021289				0	214	214				0	-233	-233	
NGFS	DPW	207990	DPW Operations	207722	DPW Dpty Dir of Operations	229882	DPW DDO Operations Deputy	13920	SR PW-Overhead	10029981-0001	PW-Overhead	PW-Dept Overhead	20677	PW GEN - General Admin	5010Salary		9996M_C	Estimated Project Funding -	S		NEWP547337				0	8,781	8,781				0	-10,116	-10,116	
NGFS	DPW	207990	DPW Operations	207722	DPW Dpty Dir of Operations	229882	DPW DDO Operations Deputy	13920	SR PW-Overhead	10029981-0001	PW-Overhead	PW-Dept Overhead	20677	PW GEN - General Admin	5130Fringe		9996M_C	Estimated Project Funding -	S		NEWP547337				0	2,059	2,059				0	-2,363	-2,363	
NGFS	DPW	229889	DPW Administration	229881	DPW Dpty Director Fin & Ad	232636	DPW OFFMA Deputy	13920	SR PW-Overhead	10029981-0001	PW-Overhead	PW-Dept Overhead	20677	PW GEN - General Admin	5010Salary		1840_C	Junior Management Assista	A	R	01134122-1	1	0	-1	104,191	0	-104,191	1	0	-1	108,139	0	-108,139	
NGFS	DPW	229889	DPW Administration	229881	DPW Dpty Director Fin & Ad	232636	DPW OFFMA Deputy	13920	SR PW-Overhead	10029981-0001	PW-Overhead	PW-Dept Overhead	20677	PW GEN - General Admin	5130Fringe		1840_C	Junior Management Assista	A	R	01134122-1				43,965	0	-43,965				46,091	0	-46,091	
NGFS	DPW	229889	DPW Administration	229881	DPW Dpty Director Fin & Ad	232636	DPW OFFMA Deputy	13920	SR PW-Overhead	10029981-0001	PW-Overhead	PW-Dept Overhead	20677	PW GEN - General Admin	5010Salary		1842_C	Management Assistant	A	S	01128019-1	1	0	-1	118,245	0	-118,245	1	0	-1	122,724	0	-122,724	
NGFS	DPW	229889	DPW Administration	229881	DPW Dpty Director Fin & Ad	232636	DPW OFFMA Deputy	13920	SR PW-Overhead	10029981-0001	PW-Overhead	PW-Dept Overhead	20677	PW GEN - General Admin	5010Salary		1842_C	Management Assistant	A	R	01128024-1S	0	1	1	0	118,245	118,245	0	1	1	0	122,724	122,724	
NGFS	DPW	229889	DPW Administration	229881	DPW Dpty Director Fin & Ad	232636	DPW OFFMA Deputy	13920	SR PW-Overhead	10029981-0001	PW-Overhead	PW-Dept Overhead	20677	PW GEN - General Admin	5130Fringe		1842_C	Management Assistant	A	S	01128019-1				47,261	0	-47,261				49,496	0	-49,496	
NGFS	DPW	229889	DPW Administration	229881	DPW Dpty Director Fin & Ad	232636	DPW OFFMA Deputy	13920	SR PW-Overhead	10029981-0001	PW-Overhead	PW-Dept Overhead	20677	PW GEN - General Admin	5130Fringe		1842_C	Management Assistant	A	R	01128024-1S				0	47,261	47,261				0	49,496	49,496	
NGFS	DPW	229889	DPW Administration	229881	DPW Dpty Director Fin & Ad	232636	DPW OFFMA Deputy	13920	SR PW-Overhead	10029981-0001	PW-Overhead	PW-Dept Overhead	20677	PW GEN - General Admin	5010Salary		1844_C	Senior Management Assista	A	S	01128019-1	0	1	1	0	135,543	135,543	0	1	1	0	140,677	140,677	
NGFS	DPW	229889	DPW Administration	229881	DPW Dpty Director Fin & Ad	232636	DPW OFFMA Deputy	13920	SR PW-Overhead	10029981-0001	PW-Overhead	PW-Dept Overhead	20677	PW GEN - General Admin	5130Fringe		1844_C	Senior Management Assista	A	S	01128019-1				0	51,317	51,317				0	53,689	53,689	
NGFS	DPW	229889	DPW Administration	229881	DPW Dpty Director Fin & Ad	232636	DPW OFFMA Deputy	13920	SR PW-Overhead	10029981-0001	PW-Overhead	PW-Dept Overhead	20677	PW GEN - General Admin	5010Salary		9996M_C	Estimated Project Funding -	S		NEWP513982				0	81,658	81,658				0	-115,902	-115,902	
NGFS	DPW	229889	DPW Administration	229881	DPW Dpty Director Fin & Ad	232636	DPW OFFMA Deputy	13920	SR PW-Overhead	10029981-0001	PW-Overhead	PW-Dept Overhead	20677	PW GEN - General Admin	5130Fringe		9996M_C	Estimated Project Funding -	S		NEWP513982				0	19,150	19,150				0	-27,063	-27,063	
NGFS	DPW	229889	DPW Administration	229881	DPW Dpty Director Fin & Ad	232636	DPW OFFMA Deputy	13940	SR PW Paid Time Off	10029982-0003	PW-Paid Time Off	PW-Paid Time Off	10002	Interdepartmental-Overhead	5010Salary		9996M_C	Estimated Project Funding -	S		NEWP949868				0	-112,499	-112,499				0	131,958	131,958	
NGFS	DPW	229889	DPW Administration	229881	DPW Dpty Director Fin & Ad	232636	DPW OFFMA Deputy	13940	SR PW Paid Time Off	10029982-0003	PW-Paid Time Off	PW-Paid Time Off	10002	Interdepartmental-Overhead	5130Fringe		9996M_C	Estimated Project Funding -	S		NEWP949868				0	-26,381	-26,381				0	30,811	30,811	

BUDGET FORM 3B: Position Change

DEPARTMENT: SAS Sanitation & Streets

No changes to report

																					Position Code		Total BY FTE Change			Total BY Amount Change			Total BY1 FTE Change			Total BY1 Amount Change		
GFS Type	Dept Grp	Division	Divi	Section	Section Title	Dept ID	Dept ID Title	Fund	Fund Title	Project-Activity	Project Title	Activity Title	Authority	Authority Title	Account Lvl 5	Agency Use	Job Class	Job Title	Status	Action	Position	FY 2025-26 Base FTE	FY 2025-26 Dept FTE	FY 2025-26 Dept - Base	FY 2025-26 Base Amount	FY 2025-26 Dept Amount	FY 2025-26 Dept - Base	FY 2026-27 Base FTE	FY 2026-27 Dept FTE	FY 2026-27 Dept - Base	FY 2026-27 Base Amount	FY 2026-27 Dept Amount	FY 2026-27 Dept - Base	Explanation of Change

BUDGET FORM 4A: New General Fund Equipment Request - No Vehicles

DEPARTMENT: DPW

Departments that are making General Fund equipment requests should complete this form.

Do not load General Fund equipment requests in the budget system - they will be loaded centrally in Mayor phase.

Equipment numbers will be finalized after the Mayor's Budget Office determines citywide equipment allocations.

Where applicable, include installation/outfitting costs in the same line item budget request in the tables below.

Fiscal Year	Equipment Decription	Justification of Need	Project ID	Project Title	Equipment #	New/ Replace	Number of Units	Cost Per Unit	Total Cost	New Request	Rollover Units	Rollover Cost Per	Rollover Total Cost

BUDGET FORM 4A: New General Fund Equipment Request - No Vehicles

DEPARTMENT: SAS

Departments that are making General Fund equipment requests should complete this form.

Do not load General Fund equipment requests in the budget system - they will be loaded centrally in Mayor phase.

Equipment numbers will be finalized after the Mayor's Budget Office determines citywide equipment allocations.

Where applicable, include installation/outfitting costs in the same line item budget request in the tables below.

Fiscal Year	Equipment Decription	Justification of Need	Project ID	Project Title	Equipment #	New/ Replace	Number of Units	Cost Per Unit	Total Cost	New Request	Rollover Units	Rollover Cost Per	Rollover Total Cost

BUDGET FORM 4B: Fleet

DEPARTMENT: DPW

Note:

All departments requesting to purchase new or replacement vehicles must fill out this form, whether requesting General Fund support

Requests will be reviewed by Fleet Management and MBO.

Term Contract Prices are provided by Fleet Management and will be updated in January for select vehicles. Please contact Camilla Taufic to confirm pricing.

						New Vehicle Specifications							Term Contract Information		Cost Information			Replacement Vehicle Information				
Point of Contact	Source of Funds	Dept	Fiscal Year	Equipment#	Vehicle Type	Brief description of Vehicle Type if "Other"	Fuel Type	Special Requirements Comments	If purchasing a sedan that is not battery electric, provide justification	# of Unit default to 1. Please create multiple equipment number entries if requesting multiple units.	Justification of Need	Purchasing from Term Contract?	If purchasing from a Term Contract, which contract and spec #?	If NOT purchasing from a Term Contract, provide a description of the required vehicle, including make and model	Base Cost per Unit	Description of Supplemental Cost	Supplemental Cost per Unit (e.g. additional vehicle options, outfitting, charging infrastructure if purchasing EV, freight if not purchasing from term contracts, etc.)	Estimated per unit cost (base cost, supplemental cost, # of units and 8.63% tax)	Vehicle to be replaced - Asset#	Vehicle to be replaced - Licence Plate#	Vehicle to be replaced - Model Year	Vehicle to be replaced - Make and Model	Vehicle to be replaced - Current mph
Christopher McDaniels	GF Equipment Allocation	DPW	2026	DPW26005			Diesel	Lights and safety features		1	Packers are needed for the harm reduction program to pick up larger debris in homeless encampment services. Since the program launched, packers that are used for zones are being pulled out from day-to-day routes, reducing operations efficiency. About 800-900K pounds of debris are picked up weekly, with at least about 20% of the load estimated due to the harm reduction program.	NO			439,771.12		N/A	477,723.36					
Christopher McDaniels	GF Equipment Allocation	DPW	2026	DPW26007				Lights and safety features		1	Replace aging equipment past their useful life cycle, critical to operations.	NO			176,207.56		N/A	191,414.27	431-661	1021567	1999	Ford F-350	198626
Christopher McDaniels	GF Equipment Allocation	DPW	2026	DPW26008				Lights and safety features		1	Replace aging equipment past their useful life cycle, critical to operations.	NO			176,207.56		N/A	191,414.27	431-663	1021569	1999	Ford F-350	239527
Christopher McDaniels	Department Operating Budget	DPW	2026	DPW26009				Lights and safety features		1	Replace aging equipment past their useful life cycle, critical to operations.	NO			176,207.56		N/A	191,414.27	431-686.	1570182	2001	Ford F-350	187874
Christopher McDaniels	GF Equipment Allocation	DPW	2026	DPW26010				Lights and safety features		1	Pickup trucks are are being rotated (double and triple shifted) among multiple programs, overlapping regular, swing, and night shifts, increasing lag time and reducing operations efficiency as well as accelerating the wear and breakdown of equipment.	NO			225,358.41		N/A	244,806.84	431-6606	1510154	2003	Ford F-350	120737
Christopher McDaniels	GF Equipment Allocation	DPW	2026	DPW26011				Lights and safety features		1	Pickup trucks are are being rotated (double and triple shifted) among multiple programs, overlapping regular, swing, and night shifts, increasing lag time and reducing operations efficiency as well as accelerating the wear and breakdown of equipment.	NO			225,358.41		N/A	244,806.84	431-6608	1520126	2003	Ford F-350	95518
Christopher McDaniels	Department Operating Budget	DPW	2026	DPW26012			Diesel	Lights and safety features		1	Replacing equipment that are aging, past their useful life, and not CARB compliant. Replacing equipment is more cost effective than getting fines, which is currently estimated at $25 million for the bureau's fleet of Tymco sweepers. The sweepers are essential equipment for the bureau's function.	NO			460,765.21		N/A	500,529.25	431-00063	1313100		International	Turned In
Christopher McDaniels	GF Equipment Allocation	DPW	2026	DPW26013			Diesel	Lights and safety features		1	Replace aging equipment past their useful life cycle, critical to operations.	NO			304,062.57		N/A	330,303.17					
Christopher McDaniels	GF Equipment Allocation	DPW	2026	DPW26014				Lights and safety features		1	Electric and hybrid vehicles can have significant emissions benefits over conventional vehicles. All-electric vehicles produce zero tailpipe emissions	NO			50,416.91		N/A	54,767.89	431-00152	1437981	2014	Smart	26060
Christopher McDaniels	GF Equipment Allocation	DPW	2026	DPW26015				Lights and safety features		1	Electric and hybrid vehicles can have significant emissions benefits over conventional vehicles. All-electric vehicles produce zero tailpipe emissions	NO			50,416.91		N/A	54,767.89	431-00154	1437983		Smart	Turned In
Christopher McDaniels	GF Equipment Allocation	DPW	2026	DPW26016				Lights and safety features		1	Electric and hybrid vehicles can have significant emissions benefits over conventional vehicles. All-electric vehicles produce zero tailpipe emissions	NO			50,416.91		N/A	54,767.89					
Christopher McDaniels	GF Equipment Allocation	DPW	2026	DPW26017				Lights and safety features		1	Replace aging equipment past their useful life cycle, critical to operations.	NO			187,056		N/A	203,198.93	431-00065	1313100		International	Turned In
Christopher McDaniels	GF Equipment Allocation	DPW	2026	DPW26018				Lights and safety features		1	Replace aging equipment past their useful life cycle, critical to operations.	NO			187,056		N/A	203,198.93	431-00001	1312967	2008	Ford E-450	61715

BUDGET FORM 4B: Fleet

						New Vehicle Specifications						Term Contract Information			Cost Information			Replacement Vehicle Information				
Point of Contact	Source of Funds	Dept	Fiscal Year	Equipment#	Vehicle Type	Brief description of Vehicle Type if "Other"	Fuel Type	Special Requirements Comments	If purchasing a sedan that is not battery electric, provide justification	# of Unit default to 1. Please create multiple equipment number entries if requesting multiple units.	Justification of Need	Purchasing from Term Contract?	If purchasing from a Term Contract, which contract and spec #?	If NOT purchasing from a Term Contract, provide a description of the required vehicle, including make and model	Base Cost per Unit	Description of Supplemental Cost	Supplemental Cost per Unit (e.g. additional vehicle options, outfitting, charging infrastructure if purchasing EV, freight if not purchasing from term contracts, etc.)	Estimated per unit cost (base cost, supplemental cost, # of units and 8.63% tax)	Vehicle to be replaced - Asset#	Vehicle to be replaced - Licence Plate#	Vehicle to be replaced - Model Year	Vehicle to be replaced - Make and Model	Vehicle to be replaced - Current mph
Christopher McDaniels	GF Equipment Allocation	DPW	2026	DPW26019				Lights and safety features		1	Vehicle to support encampment work. Rails on the trucks allow for safe/efficient removal of large debris.	NO			176,207.56		N/A	191,414.27	431-6653	1510153	2008	Ford F-350	60954
Chris Ochoa/ John Lamonte		DPW	2026	DPW26020				Lights and safety features		1	The vehicle requires multiple trip to/from work site to deliver required materials. It is 25 years old (1999) and is used daily by staff. The truck lacks recommended safety features and is not fuel efficient. Replacing this truck will provide Building Repair with a dependable vehicle that is safer to operate because it is equipped with current safety features and will improve fuel consumption, thereby reducing fuel costs for the bureau.	NO			162,602.96		N/A	176,635.6	417-504	1202132	1997	Ford Ranger	116698
Alex Knox/ Doug Joya		DPW	2026	DPW26021	Van			Lights and safety features		1	This van has been in service for 26 years (1998). The truck lacks recommended safety features and is not fuel efficient. Replacing this truck will provide Building Repair with a dependable vehicle that is safer to operate because it is equipped with current safety features and will improve fuel consumption, thereby reducing fuel costs for the bureau. Older vans are prone to theft of tools and supplies because it is relatively easy to break into through the doors. Newer vehicles have a more secure locking system.	NO			89,019.84		N/A	96,702.25	417-555	1012856	1998	Ford E250	84926
Chris Ochoa		DPW	2026	DPW26022				Lights and safety features		1	This truck requires multiple trip to/from work sites to deliver required materials. It is 25 years old (1999), has over 100,000 miles on it, and is used daily by staff. The truck lacks recommended safety features and is not fuel efficient. Replacing this truck will provide a dependable vehicle equipped with current safety features and will improve fuel consumption, thereby reducing fuel costs for the bureau.	NO			162,602.96		N/A	176,635.6	417Y411	1028740	1999	Ford Ranger	97307
Jerry Lehane/ Mike Flores		DPW	2026	DPW26023				Lights and safety features		1	This Ford 350 has been in service for 25 years (1999). The truck lacks recommended safety features and is not fuel efficient. Replacing this truck will provide Building Repair with a dependable vehicle that is safer to operate because it is equipped with current safety features and will improve fuel consumption, thereby reducing fuel costs for the bureau.	NO			162,602.96		N/A	176,635.6	417-630	1510127	1999	Ford F-350	80036
Jamal Katout/Jeff Soria		DPW	2026	DPW26024				Lights and safety features		1	Staff requests a new vehicle for the maintenance manger positions. Currently, two vehicles are shared between three managers - the Assistant Superintendent (Bldg Repair) and the two Maintenance Managers. This request will prvide each position with their own vehicle.	NO			162,602.96		N/A	176,635.6					
Maura Wayne		DPW	2026	DPW26025			Diesel	Lights and safety features		1	Staff proposes to purchase a new Vogele Super 700 (or equal). This 4-foot wide paver will allow SSR staff to address requests to pave bike lanes and pedestrain paths as well as being a back up piece of equipment for full width paver.	NO			605,430		N/A	657,678.61					
Maura Wayne		DPW	2026	DPW26028			Battery Electric	Lights and safety features		1	This vehicle is 17 years old (2007) and is used daily by staff. The truck lacks recommended safety features and is not fuel efficient. Replacing this truck will provide paving crew with a dependable vehicle that is safer to operate because it is equipped with current safety and emission features and will improve fuel consumption, thereby reducing fuel costs for the bureau. Vehicle could be replaced with electric vehcle for improved emissions	NO			114,458		N/A	124,335.73	681-402	1268073	2007	Ford Ranger	45084

BUDGET FORM 4B: Fleet

						New Vehicle Specifications						Term Contract Information			Cost Information			Replacement Vehicle Information				
Point of Contact	Source of Funds	Dept	Fiscal Year	Equipment#	Vehicle Type	Brief description of Vehicle Type if "Other"	Fuel Type	Special Requirements Comments	If purchasing a sedan that is not battery electric, provide justification	# of Unit default to 1. Please create multiple equipment number entries if requesting multiple units.	Justification of Need	Purchasing from Term Contract?	If purchasing from a Term Contract, which contract and spec #?	If NOT purchasing from a Term Contract, provide a description of the required vehicle, including make and model	Base Cost per Unit	Description of Supplemental Cost	Supplemental Cost per Unit (e.g. additional vehicle options, outfitting, charging infrastructure if purchasing EV, freight if not purchasing from term contracts, etc.)	Estimated per unit cost (base cost, supplemental cost, # of units and 8.63% tax)	Vehicle to be replaced - Asset#	Vehicle to be replaced - Licence Plate#	Vehicle to be replaced - Model Year	Vehicle to be replaced - Make and Model	Vehicle to be replaced - Current mph
Maura Wayne		DPW	2026	DPW26029			Diesel	Lights and safety features		1	This vehicle is 19 years old (2003), has over 120,000 miles, and is used daily by staff. It has very high maintenance costs average more than $25k each year for the past two years. The truck lacks recommended safety features and is not fuel efficient. Replacing this truck will provide paving crw with a dependable vehicle that is safer to operate because it is equipped with current safety and emmission features and will improve fuel consumption, thereby reducing fuel costs for the bureau..	NO			324,438		N/A	352,437	681-788	1600591	2003	Internatio nal	114786
Shaista Shaikh	Department Operating Budget	DPW	2026	DPW26032	Sedan		Battery Electric	N/A	N/A	1	Over 35% of our fleet is aged between 15 to 22 years, with five of these vehicles being 20-22 years old. These outdated vehicles demand constant maintenance, frequently lose battery power, and lack modern fuel efficiency and safety features, posing significant safety risks and reliability issues. Their frequent breakdowns result in elevated repair costs, causing substantial delays and jeopardizing the timely completion of capital projects. These productivity setbacks threaten the department's ability to secure projects and funding from our client departments. These vehicles are needed by construction inspectors--over the past two years, inspector vehicles have driven a total of 98,000 miles for an average of 4,500 miles. Additionally, these vehicles do not meet the City Ordinance #115-17, Section 4.10-1, enacted in June 2017 requiring "all light duty vehicles in the City fleet must be Zero Emission Vehicles by 12/31/22." < >Last year, the maintenance cost for these vehicles averaged about $4,000 per year. These old vehicles don't have the latest safety equipment/features, which are helpful in protecting against incidents.			Hyundai Ioniq 5	49,511	0	0	53,783.8	421A15 2	1179523	2004	Toyota Prius	79172
Shaista Shaikh	Department Operating Budget	DPW	2026	DPW26033	Sedan		Battery Electric	N/A	N/A	1	Over 35% of our fleet is aged between 15 to 22 years, with five of these vehicles being 20-22 years old. These outdated vehicles demand constant maintenance, frequently lose battery power, and lack modern fuel efficiency and safety features, posing significant safety risks and reliability issues. Their frequent breakdowns result in elevated repair costs, causing substantial delays and jeopardizing the timely completion of capital projects. These productivity setbacks threaten the department's ability to secure projects and funding from our client departments. These vehicles are needed by construction inspectors--over the past two years, inspector vehicles have driven a total of 98,000 miles for an average of 4,500 miles. Additionally, these vehicles do not meet the City Ordinance #115-17, Section 4.10-1, enacted in June 2017 requiring "all light duty vehicles in the City fleet must be Zero Emission Vehicles by 12/31/22." < >Last year, the maintenance cost for these vehicles averaged about $4,000 per year. These old vehicles don't have the latest safety equipment/features, which are helpful in protecting against incidents.			N/A	0	0	0	0	N/A	N/A	N/A	N/A	N/A

BUDGET FORM 4B: Fleet

						New Vehicle Specifications							Term Contract Information			Cost Information			Replacement Vehicle Information				
Point of Contact	Source of Funds	Dept	Fiscal Year	Equipment#	Vehicle Type	Brief description of Vehicle Type if "Other"	Fuel Type	Special Requirements Comments	If purchasing a sedan that is not battery electric, provide justification	# of Unit default to 1. Please create multiple equipment number entries if requesting multiple units.	Justification of Need	Purchasing from Term Contract?	If purchasing from a Term Contract, which contract and spec #?	If NOT purchasing from a Term Contract, provide a description of the required vehicle, including make and model	Base Cost per Unit	Description of Supplemental Cost	Supplemental Cost per Unit (e.g. additional vehicle options, outfitting, charging infrastructure if purchasing EV, freight if not purchasing from term contracts, etc.)	Estimated per unit cost (base cost, supplemental cost, # of units and 8.63% tax)	Vehicle to be replaced - Asset#	Vehicle to be replaced - Licence Plate#	Vehicle to be replaced - Model Year	Vehicle to be replaced - Make and Model	Vehicle to be replaced - Current mph
Shaista Shaikh	Department Operating Budget	DPW	2026	DPW26034	Sedan		Battery Electric	N/A	N/A	1	Over 35% of our fleet is aged between 15 to 22 years, with five of these vehicles being 20-22 years old. These outdated vehicles demand constant maintenance, frequently lose battery power, and lack modern fuel efficiency and safety features, posing significant safety risks and reliability issues. Their frequent breakdowns result in elevated repair costs, causing substantial delays and jeopardizing the timely completion of capital projects. These productivity setbacks threaten the department's ability to secure projects and funding from our client departments. These vehicles are needed by construction inspectors--over the past two years, inspector vehicles have driven a total of 98,000 miles for an average of 4,500 miles. Additionally, these vehicles do not meet the City Ordinance #115-17, Section 4.10-1, enacted in June 2017 requiring "all light duty vehicles in the City fleet must be Zero Emission Vehicles by 12/31/22." < >Last year, the maintenance cost for these vehicles averaged about $4,000 per year. These old vehicles don't have the latest safety equipment/features, which are helpful in protecting against incidents.			N/A	0	0	0	0	N/A	N/A	N/A	N/A	N/A
Shaista Shaikh	Department Operating Budget	DPW	2026	DPW26035	Pickup Truck		Battery Electric	N/A	N/A	1	Over 35% of our fleet is aged between 15 to 22 years, with five of these vehicles being 20-22 years old. These outdated vehicles demand constant maintenance, frequently lose battery power, and lack modern fuel efficiency and safety features, posing significant safety risks and reliability issues. Their frequent breakdowns result in elevated repair costs, causing substantial delays and jeopardizing the timely completion of capital projects. These productivity setbacks threaten the department's ability to secure projects and funding from our client departments. These vehicles are needed by construction inspectors--over the past two years, inspector vehicles have driven a total of 98,000 miles for an average of 4,500 miles. Additionally, these vehicles do not meet the City Ordinance #115-17, Section 4.10-1, enacted in June 2017 requiring "all light duty vehicles in the City fleet must be Zero Emission Vehicles by 12/31/22." < >Last year, the maintenance cost for these vehicles averaged about $4,000 per year. These old vehicles don't have the latest safety equipment/features, which are helpful in protecting against incidents.			N/A	0	0	0	0	N/A	N/A	N/A	N/A	N/A
Shaista Shaikh	Department Operating Budget	DPW	2026	DPW26036	Pickup Truck		Battery Electric	N/A	N/A	1	Over 35% of our fleet is aged between 15 to 22 years, with five of these vehicles being 20-22 years old. These outdated vehicles demand constant maintenance, frequently lose battery power, and lack modern fuel efficiency and safety features, posing significant safety risks and reliability issues. Their frequent breakdowns result in elevated repair costs, causing substantial delays and jeopardizing the timely completion of capital projects. These productivity setbacks threaten the department's ability to secure projects and funding from our client departments. These vehicles are needed by construction inspectors--over the past two years, inspector vehicles have driven a total of 98,000 miles for an average of 4,500 miles. Additionally, these vehicles do not meet the City Ordinance #115-17, Section 4.10-1, enacted in June 2017 requiring "all light duty vehicles in the City fleet must be Zero Emission Vehicles by 12/31/22." < >Last year, the maintenance cost for these vehicles averaged about $4,000 per year. These old vehicles don't have the latest safety equipment/features, which are helpful in protecting against incidents.			N/A	0	0	0	0	N/A	N/A	N/A	N/A	N/A

BUDGET FORM 4B: Fleet

						New Vehicle Specifications							Term Contract Information			Cost Information			Replacement Vehicle Information				
Point of Contact	Source of Funds	Dept	Fiscal Year	Equipment#	Vehicle Type	Brief description of Vehicle Type if "Other"	Fuel Type	Special Requirements Comments	If purchasing a sedan that is not battery electric, provide justification	# of Unit default to 1. Please create multiple equipment number entries if requesting multiple units.	Justification of Need	Purchasing from Term Contract?	If purchasing from a Term Contract, which contract and spec #?	If NOT purchasing from a Term Contract, provide a description of the required vehicle, including make and model	Base Cost per Unit	Description of Supplemental Cost	Supplemental Cost per Unit (e.g. additional vehicle options, outfitting, charging infrastructure if purchasing EV, freight if not purchasing from term contracts, etc.)	Estimated per unit cost (base cost, supplemental cost, # of units and 8.63% tax)	Vehicle to be replaced - Asset#	Vehicle to be replaced - Licence Plate#	Vehicle to be replaced - Model Year	Vehicle to be replaced - Make and Model	Vehicle to be replaced - Current mph
Jonathan Vaing	Department Operating Budget	DPW	2026	DPW26037	Pickup Truck		Battery Electric	N/A	N/A	1	Replacing equipment that are aging, past their useful life. Electric and hybrid vehicles can have significant emissions benefits over conventional vehicles. All-electric vehicles produce zero tailpipe emissions.Operations uses this equipment for day, swing, and night shifts daily. Operations sends all of the broken equipment to Central Shop for repair and maintenance. It is very important to have these equipment up and running at all time otherwise, the crew using that particular equipment has to shutdown.	NO		Ford F-150	104,920	Including a 10-percent addition to the costing due to cover potential change in prices as a result of inflation.	9,538	124,335.73	418-018	990735	1998	Ford Ranger	59990
Jonathan Vaing	Department Operating Budget	DPW	2026	DPW26038	Pickup Truck		Battery Electric	N/A	N/A	1	Replacing equipment that are aging, past their useful life. Electric and hybrid vehicles can have significant emissions benefits over conventional vehicles. All-electric vehicles produce zero tailpipe emissions.Operations uses this equipment for day, swing, and night shifts daily. Operations sends all of the broken equipment to Central Shop for repair and maintenance. It is very important to have these equipment up and running at all time otherwise, the crew using that particular equipment has to shutdown.			N/A	0	0	0	0	N/A	N/A	N/A	N/A	N/A
Jonathan Vaing	Department Operating Budget	DPW	2026	DPW26039	Pickup Truck		Battery Electric	N/A	N/A	1	Replacing equipment that are aging, past their useful life. Electric and hybrid vehicles can have significant emissions benefits over conventional vehicles. All-electric vehicles produce zero tailpipe emissions.Operations uses this equipment for day, swing, and night shifts daily. Operations sends all of the broken equipment to Central Shop for repair and maintenance. It is very important to have these equipment up and running at all time otherwise, the crew using that particular equipment has to shutdown.			N/A	0	0	0	0	N/A	N/A	N/A	N/A	N/A
Jonathan Vaing	Department Operating Budget	DPW	2026	DPW26040	Pickup Truck		Battery Electric	N/A	N/A	1	Replacing equipment that are aging, past their useful life. Electric and hybrid vehicles can have significant emissions benefits over conventional vehicles. All-electric vehicles produce zero tailpipe emissions.Operations uses this equipment for day, swing, and night shifts daily. Operations sends all of the broken equipment to Central Shop for repair and maintenance. It is very important to have these equipment up and running at all time otherwise, the crew using that particular equipment has to shutdown.			N/A	0	0	0	0	N/A	N/A	N/A	N/A	N/A
Jonathan Vaing	Department Operating Budget	DPW	2026	DPW26041			Diesel	N/A	N/A	1	Replacing equipment that are aging, past their useful life. Operations uses this equipment for day, swing, and night shifts daily. Operations sends all of the broken equipment to Central Shop for repair and maintenance. It is very important to have these equipment up and running at all time otherwise, the crew using that particular equipment has to shutdown.			N/A	0	0	0	0	N/A	N/A	N/A	N/A	N/A
Jonathan Vaing	Department Operating Budget	DPW	2026	DPW26042			Diesel	N/A	N/A	1	Replacing equipment that are aging, past their useful life. Operations uses this equipment for day, swing, and night shifts daily. Operations sends all of the broken equipment to Central Shop for repair and maintenance. It is very important to have these equipment up and running at all time otherwise, the crew using that particular equipment has to shutdown.			N/A	0	0	0	0	N/A	N/A	N/A	N/A	N/A
Jonathan Vaing	Department Operating Budget	DPW	2026	DPW26043			Diesel	N/A	N/A	1	Replacing equipment that are aging, past their useful life. Operations uses this equipment for day, swing, and night shifts daily. Operations sends all of the broken equipment to Central Shop for repair and maintenance. It is very important to have these equipment up and running at all time otherwise, the crew using that particular equipment has to shutdown.			N/A	0	0	0	0	N/A	N/A	N/A	N/A	N/A

BUDGET FORM 4B: Fleet

						New Vehicle Specifications							Term Contract Information			Cost Information			Replacement Vehicle Information				
Point of Contact	Source of Funds	Dept	Fiscal Year	Equipment#	Vehicle Type	Brief description of Vehicle Type if "Other"	Fuel Type	Special Requirements Comments	If purchasing a sedan that is not battery electric, provide justification	# of Unit default to 1. Please create multiple equipment number entries if requesting multiple units.	Justification of Need	Purchasing from Term Contract?	If purchasing from a Term Contract, which contract and spec #?	If NOT purchasing from a Term Contract, provide a description of the required vehicle, including make and model	Base Cost per Unit	Description of Supplemental Cost	Supplemental Cost per Unit (e.g. additional vehicle options, outfitting, charging infrastructure if purchasing EV, freight if not purchasing from term contracts, etc.)	Estimated per unit cost (base cost, supplemental cost, # of units and 8.63% tax)	Vehicle to be replaced - Asset#	Vehicle to be replaced - Licence Plate#	Vehicle to be replaced - Model Year	Vehicle to be replaced - Make and Model	Vehicle to be replaced - Current mph
Jonathan Vaing	GF Equipment Allocation	DPW	2026	DPW26044	Heavy Duty Truck		Gasoline	N/A	N/A	1	Replacing equipment that are aging, past their useful life. Operations uses this equipment for day, swing, and night shifts daily. Operations sends all of the broken equipment to Central Shop for repair and maintenance. It is very important to have these equipment up and running at all time otherwise, the crew using that particular equipment has to shutdown.			Ford F-250	171,773	Including a 10% addition to the costing due to cover potential change in prices as a result of inflation.	15,616	203,560.67	431-432	1173283	2003	Ford F-250	185429
Jonathan Vaing	GF Equipment Allocation	DPW	2026	DPW26045	Trailer		Gasoline	N/A	N/A	1	Replacing equipment that are aging, past their useful life. Operations uses this equipment for day, swing, and night shifts daily. Operations sends all of the broken equipment to Central Shop for repair and maintenance. It is very important to have these equipment up and running at all time otherwise, the crew using that particular equipment has to shutdown.			Ford F-250	171,773	Including a 10% addition to the costing due to cover potential change in prices as a result of inflation.	15,616	203,560.67	431-433	1173284	2003	Ford F250	199661
Jonathan Vaing	GF Equipment Allocation	DPW	2026	DPW26046	Heavy Duty Truck		Gasoline	N/A	N/A	1	Replacing equipment that are aging, past their useful life. Operations uses this equipment for day, swing, and night shifts daily. Operations sends all of the broken equipment to Central Shop for repair and maintenance. It is very important to have these equipment up and running at all time otherwise, the crew using that particular equipment has to shutdown.			Ford F-250	171,773	Including a 10% addition to the costing due to cover potential change in prices as a result of inflation.	15,616	203,560.67	431-434	1173285	2003		Ford F250
Jonathan Vaing	Department Operating Budget	DPW	2026	DPW26047	SUV		Battery Electric	N/A	N/A	1	Replacing equipment that are aging, past their useful life. Electric and hybrid vehicles can have significant emissions benefits over conventional vehicles. All-electric vehicles produce zero tailpipe emissions. Operations uses this equipment for day, swing, and night shifts daily. Operations sends all of the broken equipment to Central Shop for repair and maintenance. It is very important to have these equipment up and running at all time otherwise, the crew using that particular equipment has to shutdown.	NO		Hyundai Inoiq 5	54,462	Including a 10-percent addition to the costing due to cover potential change in prices as a result of inflation.	4,951.1	64,540.45	418-Y166	1028747	1999	Ford Taurus	50889
Jonathan Vaing	Department Operating Budget	DPW	2026	DPW26048	SUV		Battery Electric	N/A	N/A	1	Replacing equipment that are aging, past their useful life. Electric and hybrid vehicles can have significant emissions benefits over conventional vehicles. All-electric vehicles produce zero tailpipe emissions. Operations uses this equipment for day, swing, and night shifts daily. Operations sends all of the broken equipment to Central Shop for repair and maintenance. It is very important to have these equipment up and running at all time otherwise, the crew using that particular equipment has to shutdown.			N/A	0	0	0	0	N/A	N/A	N/A	N/A	N/A
Jonathan Vaing	Department Operating Budget	DPW	2026	DPW26049	Heavy Duty Truck		Gasoline	N/A	N/A	1	Replacing equipment that are aging, past their useful life. Operations uses this equipment for day, swing, and night shifts daily. Operations sends all of the broken equipment to Central Shop for repair and maintenance. It is very important to have these equipment up and running at all time otherwise, the crew using that particular equipment has to shutdown.			N/A	0	0	0	0	N/A	N/A	N/A	N/A	N/A
Nicholas Crawford	Department Operating Budget	DPW	2026	DPW26050			Battery Electric	N/A	N/A	1	Existing backhoes are diesel machines and reaching the end of their service lives with lengthy and expensive repairs (up to $27,000 for one repair this year) causing downtime and negatively impacting client work. New EV models are equipped with safety and ergonomic features to reduce injuries and incidents.			N/A	0	0	0	0	N/A	N/A	N/A	N/A	N/A
Nicholas Crawford	Department Operating Budget	DPW	2026	DPW26051	Heavy Duty Truck		Diesel	N/A	N/A	1	BUF Cement hired a second tree related sidewalk repair crew and needs to equip with equipment to support the staff. Existing fleet of large dump trucks is at capacity or at the end of service life limits. The cumulative maintenance expenses amounting to $48K have exceeded the equipment's initial acquisition cost.			N/A	0	0	0	0	N/A	N/A	N/A	N/A	N/A

BUDGET FORM 4B: Fleet

						New Vehicle Specifications							Term Contract Information			Cost Information			Replacement Vehicle Information				
Point of Contact	Source of Funds	Dept	Fiscal Year	Equipment#	Vehicle Type	Brief description of Vehicle Type if "Other"	Fuel Type	Special Requirements Comments	If purchasing a sedan that is not battery electric, provide justification	# of Unit default to 1. Please create multiple equipment number entries if requesting multiple units.	Justification of Need	Purchasing from Term Contract?	If purchasing from a Term Contract, which contract and spec #?	If NOT purchasing from a Term Contract, provide a description of the required vehicle, including make and model	Base Cost per Unit	Description of Supplemental Cost	Supplemental Cost per Unit (e.g. additional vehicle options, outfitting, charging infrastructure if purchasing EV, freight if not purchasing from term contracts, etc.)	Estimated per unit cost (base cost, supplemental cost, # of units and 8.63% tax)	Vehicle to be replaced - Asset#	Vehicle to be replaced - Licence Plate#	Vehicle to be replaced - Model Year	Vehicle to be replaced - Make and Model	Vehicle to be replaced - Current mph
Nicholas Crawford	Department Operating Budget	DP W	2026	DPW26052	Pickup Truck		Battery Electric	N/A	N/A	1	BUF Landscape fleet is aging and in need of pickup trucks for supervisor and crew usage. With the conversion to electric power tools, the Lightning EV offers a portable charging station to keep mowers, string trimmers, and other equipment charged. The maintenance expense of $32k is almost equivelant to the equipment's initial acquisition cost.			N/A	0	0	0	0	N/A	N/A	N/A	N/A	N/A
Nicholas Crawford	Department Operating Budget	DP W	2026	DPW26053	Pickup Truck		Battery Electric	N/A	N/A	1	BUF Landscape hired a Client Work supervisor for interdepartmental (ID) work and needs to equip them with a supervisor vehicle capable of rapid charging equipment and tools in the field.	NO		Ford lightning F-150	96,382	0	0	104,699.77	N/A	N/A	N/A	N/A	N/A
Nicholas Crawford	Department Operating Budget	DP W	2026	DPW26054	Heavy Duty Truck		Diesel	N/A	N/A	1	BUF Landscape is performing tree maintenance work and needs a flat rack with high sides for increased capacity to handle debris and materials. The cumulative maintenance expenses amounting to $77K have exceeded the equipment's initial acquisition cost ($40k).			N/A	0	0	0	0	N/A	N/A	N/A	N/A	N/A
Nicholas Crawford	Department Operating Budget	DP W	2026	DPW26055	Pickup Truck		Battery Electric	N/A	N/A	1	BUF Landscape is performing tree maintenance work and needs a light pickup truck to support restaking, replacement planting, caging, and other young tree care services.			N/A	0	0	0	0	N/A	N/A	N/A	N/A	N/A
Nicholas Crawford	Department Operating Budget	DP W	2026	DPW26056	Heavy Duty Truck		Diesel	N/AN/A	N/A	1	BUF Landscape fleet is aging and in need of replacement dump trucks to carry gardener materials such as mulch and to haul debris generated. Existing trucks are at capacity and at or beyond their service life. Meter reading was 95k and the culmulative maintenance cost amounting to $79K			N/A	0	0	0	0	N/A	N/A	N/A	N/A	N/A
Nicholas Crawford	Department Operating Budget	DP W	2026	DPW26057	Heavy Duty Truck		Diesel	N/A	N/A	1	BUF Landscape fleet is aging and in need of replacement dump trucks to carry gardener materials such as mulch and to haul debris generated. Existing trucks are at capacity and at or beyond their service life.			N/A	0	0	0	0	N/A	N/A	N/A	N/A	N/A
Nicholas Crawford	Department Operating Budget	DP W	2026	DPW26058			Battery Electric	N/A	N/A	1	Existing backhoes are diesel machines and reaching the end of their service lives with lengthy and expensive repairs (up to $27,000 for one repair this year) causing downtime and negatively impacting client work. New EV models are equipped with safety and ergonomic features to reduce injuries and incidents. The cumulative maintenance expenses amounting to $144K have exceeded the equipment's initial acquisition cost ($120k).			N/A	0	0	0	0	N/A	N/A	N/A	N/A	N/A
Nicholas Crawford	Department Operating Budget	DP W	2026	DPW26059				N/A	N/A	1	Arborists are renting these medium aerial lifts as an interim solution until these can be purchased. They are the workhorses of the tree maintenance program as the appropriate size for street tree maintenance and emergency response.			N/A	0	0	0	0	N/A	N/A	N/A	N/A	N/A
Nicholas Crawford	Department Operating Budget	DP W	2026	DPW26060				N/A	N/A	1	Arborists are renting these medium aerial lifts as an interim solution until these can be purchased. They are the workhorses of the tree maintenance program as the appropriate size for street tree maintenance and emergency response.			N/A	0	0	0	0	N/A	N/A	N/A	N/A	N/A
Nicholas Crawford	Department Operating Budget	DP W	2026	DPW26061				N/A	N/A	1	Arborists are renting these medium aerial lifts as an interim solution until these can be purchased. They are the workhorses of the tree maintenance program as the appropriate size for street tree maintenance and emergency response.			N/A	0	0	0	0	N/A	N/A	N/A	N/A	N/A
Gil Fragoso	GF Equipment Allocation	DP W	2026	DPW26062	Van		Battery Electric	N/A	N/A	1	This truck has been in service for 35 years (1989), has 96,176 miles, and is used daily by staff. The truck lacks recommended safety features and is not fuel efficient. It is beyond it's useful life.			Ford E Transit	63,460	0	0	68,936.6	417-508	269516	1989	Chevy 2500	96176

BUDGET FORM 4B: Fleet

						New Vehicle Specifications							Term Contract Information			Cost Information			Replacement Vehicle Information				
Point of Contact	Source of Funds	Dept	Fiscal Year	Equipment#	Vehicle Type	Brief description of Vehicle Type if "Other"	Fuel Type	Special Requirements Comments	If purchasing a sedan that is not battery electric, provide justification	# of Unit default to 1. Please create multiple equipment number entries if requesting multiple units.	Justification of Need	Purchasing from Term Contract?	If purchasing from a Term Contract, which contract and spec #?	If NOT purchasing from a Term Contract, provide a description of the required vehicle, including make and model	Base Cost per Unit	Description of Supplemental Cost	Supplemental Cost per Unit (e.g. additional vehicle options, outfitting, charging infrastructure if purchasing EV, freight if not purchasing from term contracts, etc.)	Estimated per unit cost (base cost, supplemental cost, # of units and 8.63% tax)	Vehicle to be replaced - Asset#	Vehicle to be replaced - Licence Plate#	Vehicle to be replaced - Model Year	Vehicle to be replaced - Make and Model	Vehicle to be replaced - Current mph
Jeff Soria	GF Equipment Allocation	DPW	2026	DPW26063	Van		Battery Electric	N/A	N/A	1	This van is one of only a few vehicles that uses CNG and has been in service for 23 years (2001). CNG fuel tanks must be replaced after being in service for a period of time and this vehicle is due for tank replacement. The cost for replacement is expensive and it is not recommended on a vehicle that is over 30 years old. It is more cost effective to replace this vehicle with a smaller van that is energy efficient, safer and easy to operate on our City streets and in tight locations, when compared to the large old van we currently use. Older vans are also prone to theft of tools and supplies because it is relatively easy to break into through the doors. Newer vehicvels have a more secure locking system.			Ford E Transit	156,157	0	0	169,633.35	417-640	1107124	2001	Ford E-350	41496
Jamal Katout	GF Equipment Allocation	DPW	2026	DPW26064	Pickup Truck			N/A	N/A	1	The truck has been in service for 36 years (1988), has 78,957 miles, and is used daily by staff. The truck lacks recommended safety features and is not fuel efficient. It is beyond its useful life. The Bureau needs a dependable vehicle that is equipped with current safety features and will improve fuel consumption, thereby reducing fuel costs for the bureau.			Ford F-350	156,157	0	0	169,633.35	417Y594	470391	1988	Chevy 2500	78957
Jacob Delosada	GF Equipment Allocation	DPW	2026	DPW26065	Van		Battery Electric	N/A	N/A	1	This van requires multiple trip to/from work site to deliver required materials. It has been inservice for 26 years (1998) and lacks recommended safety features and is not fuel efficient. Older vans are prone to theft of tools and supplies because it is relatively easy to break into through the doors. Newer vehicles have a more secure locking system.			Ford E Transit	63,460	0	0	68,936.6	417-999	1021530	1998	Chevy S-10	60057
Bob Corriea	GF Equipment Allocation	DPW	2026	DPW26066	Heavy Duty Truck		Gasoline	N/A	N/A	1	This truck has been in service for 36 years (1988), has 35,000 miles, and is used to carry very heavy loads. The truck lacks recommended safety features and is not fuel efficient. Replacing this truck will provide Building Repair with a dependable vehicle that is safer to operate because it is equipped with current safety features and will improve fuel consumption, thereby reducing fuel costs for the bureau.			Peterbilt 567	336,814	N/A	0	365,881.05	417-672	104141	1998	Chevy 7000	17042
Jerry Lehane/ Mike Flores	GF Equipment Allocation	DPW	2026	DPW26067	Pickup Truck		Gasoline	N/A	N/A	1	This vehicle has 116,628 miles on it and is used daily by our staff. The truck lacks recommended safety features and is not fuel efficient. Replacing this truck will provide Building Repair with a dependable vehicle that is safer to operate because it is equipped with current safety features and will improve fuel consumption, thereby reducing fuel costs for the bureau.			Ford F-350	102,631	N/A	0	111,488.06	417-660	1211478	2006	Ford F-350	116628
Chris Ochoa	GF Equipment Allocation	DPW	2026	DPW26068	Pickup Truck		Battery Electric	N/A	N/A	1	This Ford 350 has been in service for 16 years (2008) and is frequently down for repairs. The engine needs to be replaced. This vehicle carries, ladders, tools, and barricades. When it is in service, it is the vehicle used by the on-call Stationary Engineer.			Ford Lightning	95,382	N/A	0	103,613.47	417-676	1312932	2008	Ford F-350	59048
Chris Ochoa/ John Lamonte	GF Equipment Allocation	DPW	2026	DPW26069	Pickup Truck		Battery Electric	N/A	N/A	1	The vehicle requires multiple trip to/from work site to deliver required materials. It has 116,870 miles on it, is 25 years old (1999) and is used daily by staff. The truck lacks recommended safety features and is not fuel efficient. Replacing this truck will provide Building Repair with a dependable vehicle that is safer to operate because it is equipped with current safety features and will improve fuel consumption, thereby reducing fuel costs for the bureau.			Ford Lightning	95,382	N/A	0	103,613.47	417-504	1202132	1997	Ford Ranger	116870

BUDGET FORM 4B: Fleet

						New Vehicle Specifications							Term Contract Information			Cost Information			Replacement Vehicle Information				
Point of Contact	Source of Funds	Dept	Fiscal Year	Equipment#	Vehicle Type	Brief description of Vehicle Type if "Other"	Fuel Type	Special Requirements Comments	If purchasing a sedan that is not battery electric, provide justification	# of Unit default to 1. Please create multiple equipment number entries if requesting multiple units.	Justification of Need	Purchasing from Term Contract?	If purchasing from a Term Contract, which contract and spec #?	If NOT purchasing from a Term Contract, provide a description of the required vehicle, including make and model	Base Cost per Unit	Description of Supplemental Cost	Supplemental Cost per Unit (e.g. additional vehicle options, outfitting, charging infrastructure if purchasing EV, freight if not purchasing from term contracts, etc.)	Estimated per unit cost (base cost, supplemental cost, # of units and 8.63% tax)	Vehicle to be replaced - Asset#	Vehicle to be replaced - Licence Plate#	Vehicle to be replaced - Model Year	Vehicle to be replaced - Make and Model	Vehicle to be replaced - Current mph
Alex Knox/ Doug Joya	GF Equipment Allocation	DPW	2026	DPW26070	Van		Battery Electric	N/A	N/A	1	This van has been in service for 26 years (1998), has 85,421 miles on it. The truck lacks recommended safety features and is not fuel efficient. Replacing this truck will provide Building Repair with a dependable vehicle that is safer to operate because it is equipped with current safety features and will improve fuel consumption, thereby reducing fuel costs for the bureau. Older vans are prone to theft of tools and supplies because it is relatively easy to break into through the doors. Newer vehicles have a more secure locking system.			Ford E Transit	156,157	N/A	0	169,633.35	417-555	1012856	1998	Ford E250	85421
Chris Ochoa	GF Equipment Allocation	DPW	2026	DPW26071	Pickup Truck		Gasoline	N/A	N/A	1	This truck requires multiple trip to/from work sites to deliver required materials. It is 25 years old (1999), has over 100,000 miles on it, and is used daily by staff. The truck lacks recommended safety features and is not fuel efficient. Replacing this truck will provide a dependable vehicle equipped with current safety features and will improve fuel consumption, thereby reducing fuel costs for the bureau.			Ford F-350	95,382	N/A	0	103,613.47	417Y411	1028740	1999	Ford Ranger	100903
Jerry Lehane/ Mike Flores	GF Equipment Allocation	DPW	2026	DPW26072	Pickup Truck		Gasoline	N/A	N/A	1	This Ford 350 has been in service for 25 years (1999), has 83,250 miles on it. The truck lacks recommended safety features and is not fuel efficient. Replacing this truck will provide Building Repair with a dependable vehicle that is safer to operate because it is equipped with current safety features and will improve fuel consumption, thereby reducing fuel costs for the bureau.			Ford F-350	102,631	N/A	0	111,488.06	417-630	1510127	1999	Ford F-350	83250
Jamal Katout/Jeff Soria	GF Equipment Allocation	DPW	2026	DPW26073	Pickup Truck		Battery Electric	N/A	N/A	1	Staff requests a new vehicle for the maintenance manger positions. Currently, two vehicles are shared between three managers - the Assistant Superintendent (Bldg Repair) and the two Maintenance Managers. This request will provide each position with their own vehicle.			Ford Lightning	95,382	N/A	0	103,613.47	N/A	N/A	N/A	N/A	N/A
Maura Wayne	GF Equipment Allocation	DPW	2026	DPW26074	Construction Equipment		Battery Electric	N/A	N/A	1	Electric skid steer to assist all Building Repair shops with trenching, retaining wall demolition, construction debris removal, auguring of holes for fence and guard rail installation. Building Repair currently needs to rely on outside support from other bureaus to assist with projects requiring small demolition. The purchase of an electric skid steer could allow them to develop a more efficient timeline to deliver projects and also limit the need for them to request diesel powered equipment.			Bobcat T7X track loader	636,860	N/A	0	691,821.02	N/A	N/A	N/A	N/A	N/A
Maura Wayne	Department Operating Budget	DPW	2026	DPW26075				N/A	N/A	1	This vehicle is 23 years old (2001), has over 125,111 miles, and is used daily by crews. The truck lacks recommended safety features and is not fuel efficient. This vehicle can be replaced with electric truck to reduce emissions.	NO		N/A	0	0	0	0	N/A	N/A	N/A	N/A	N/A
Maura Wayne	Department Operating Budget	DPW	2026	DPW26076	Pickup Truck		Battery Electric	N/A	N/A	1	This vehicle is 19 years old (2005), has over 129,043 miles, and is used daily by staff. The truck lacks recommended safety features and is not fuel efficient. Replacing this truck will provide paving crew with a dependable vehicle that is safer to operate because it is equipped with current safety features and will improve fuel consumption. Vehicle could be replaced with electric vehcle for improved emissions.	NO		Ford Lightning	96,382	0	0	104,699.77	681Y401	1202140	2005	Ford Ranger	129043
Maura Wayne	Department Operating Budget	DPW	2026	DPW26077	Heavy Duty Truck		Diesel	N/A	N/A	1	This replaces a dozer that was previously turned in. This dozer would be used as part of the department's annual sand redistrubution activities along the Noriega Seawall and the Great Highway. It will also assist with large grading work for specialty projects such as the Fifth Street Nursery and for clearing public right-of-way during a disaster.	NO		N/A	0	0	0	0	N/A	N/A	N/A	N/A	N/A

BUDGET FORM 4B: Fleet

						New Vehicle Specifications							Term Contract Information			Cost Information			Replacement Vehicle Information				
Point of Contact	Source of Funds	Dept	Fiscal Year	Equipment#	Vehicle Type	Brief description of Vehicle Type if "Other"	Fuel Type	Special Requirements Comments	If purchasing a sedan that is not battery electric, provide justification	# of Unit default to 1. Please create multiple equipment number entries if requesting multiple units.	Justification of Need	Purchasing from Term Contract?	If purchasing from a Term Contract, which contract and spec #?	If NOT purchasing from a Term Contract, provide a description of the required vehicle, including make and model	Base Cost per Unit	Description of Supplemental Cost	Supplemental Cost per Unit (e.g. additional vehicle options, outfitting, charging infrastructure if purchasing EV, freight if not purchasing from term contracts, etc.)	Estimated per unit cost (base cost, supplemental cost, # of units and 8.63% tax)	Vehicle to be replaced - Asset#	Vehicle to be replaced - Licence Plate#	Vehicle to be replaced - Model Year	Vehicle to be replaced - Make and Model	Vehicle to be replaced - Current mph
Maura Wayne	Department Operating Budget	DPW	2026	DPW26078	Heavy Duty Truck		Diesel	N/A	N/A	1	This is one of the trucks used by the pothnole crew. It is 18 years old (2006), has over 83,076 miles on it and is frequently out of service. The heated bed fails often causing the asphalt material to get cold and become unuseable. This results in lost time for the crew, wasted material, and increased costs. Replacing this truck will provide our pothole operations with a dependable vehicle that keeps the asphalt material hot, is safer to operate because it is equipped with current safety features, and will improve fuel consumption, thereby reducing fuel costs for the bureau.	NO		Peterbilt 567	380,000	0	0	412,794	681-779	1470907	2006	Peterbilt 335	83076
Maura Wayne	Department Operating Budget	DPW	2026	DPW26079	Heavy Duty Truck		Diesel	N/A	N/A	1	Staff proposes to purchase a new Vogele Super 700 or equivalent. This 4-foot wide paver will allow SSR staff to address requests to pave bike lanes and pedestrain paths as well as being a back up piece of equipment for full width paver.	NO		Paver Vogele super 1700-3i	630,656	0	0	685,081.61	N/A	N/A	N/A	N/A	N/A
Maura Wayne	Department Operating Budget	DPW	2026	DPW26080	Pickup Truck		Battery Electric	N/A	N/A	1	This vehicle is 17 years old (2007), has 55,482 miles, and is used daily by staff. The truck lacks recommended safety features and is not fuel efficient. Replacing this truck will provide paving crew with a dependable vehicle that is safer to operate because it is equipped with current safety and emission features and will improve fuel consumption, thereby reducing fuel costs for the bureau. Vehicle could be replaced with electric vehicle for improved emissions.			N/A	0	0	0	0	N/A	N/A	N/A	N/A	N/A
Maura Wayne	Department Operating Budget	DPW	2026	DPW26081	Heavy Duty Truck		Diesel	N/A	N/A	1	This vehicle is 19 years old (2003), has over 120,000 miles, and is used daily by staff. It has very high maintenance costs average more than $25k each year for the past two years. The truck lacks recommended safety features and is not fuel efficient. Replacing this truck will provide paving crw with a dependable vehicle that is safer to operate because it is equipped with current safety and emmission features and will improve fuel consumption, thereby reducing fuel costs for the bureau.	NO		Peterbilt 567	636,860	0	0	691,821.02	681-788	1600591	2003	Peterbilt 567	120938
John Leal	Department Operating Budget	DPW	2026	DPW26082	SUV		Battery Electric	N/A	N/A	1	Vehicle was turned in for future credit, we are borrowing a turn in vehicle from Central shops until we can replace the vehicle.			N/A	0	0	0	0	N/A	N/A	N/A	N/A	N/A
John Leal	Department Operating Budget	DPW	2026	DPW26083	SUV		Battery Electric	N/A	N/A	1	Vehicle was turned in for future credit, we are borrowing a turn in vehicle from Central shops until we can replace the vehicle.			N/A	0	0	0	0	N/A	N/A	N/A	N/A	N/A
John Leal	Department Operating Budget	DPW	2026	DPW26084	SUV		Battery Electric	N/A	N/A	1	Vehicle was turned in for future credit, we are borrowing a turn in vehicle from Central shops until we can replace the vehicle.			N/A	0	0	0	0	N/A	N/A	N/A	N/A	N/A
John Leal	Department Operating Budget	DPW	2026	DPW26085	SUV		Battery Electric	N/A	N/A	1	Vehicle was turned in for future credit, we are borrowing a turn in vehicle from Central shops until we can replace the vehicle.			N/A	0	0	0	0	N/A	N/A	N/A	N/A	N/A
John Leal	Department Operating Budget	DPW	2026	DPW26086	SUV		Battery Electric	N/A	N/A	1	Vehicle was turned in for future credit, we are borrowing a turn in vehicle from Central shops until we can replace the vehicle.			N/A	0	0	0	0	N/A	N/A	N/A	N/A	N/A
Shaista Shaikh	Department Operating Budget	DPW	2027	DPW27001	Sedan		Battery Electric	N/A	N/A	1	Our hiring plan includes onboarding 19 staff members over the next fiscal year, of which 11 will be field inspectors who require dedicated vehicles. While we plan to reassign our current vehicles to the new inspection staff, we still need six additional vehicles to meet the demand. Without these additional vehicles, we risk delays and jeopardizing the timely completion of capital projects. Such setbacks could lead to a loss of projects and crucial funding from our client departments.			Hyudai Ioniq 5	49,511	N/A	0	53,783.8	N/A	N/A	N/A	N/A	N/A

BUDGET FORM 4B: Fleet

						New Vehicle Specifications							Term Contract Information			Cost Information			Replacement Vehicle Information				
Point of Contact	Source of Funds	Dept	Fiscal Year	Equipment#	Vehicle Type	Brief description of Vehicle Type if "Other"	Fuel Type	Special Requirements Comments	If purchasing a sedan that is not battery electric, provide justification	# of Unit default to 1. Please create multiple equipment number entries if requesting multiple units.	Justification of Need	Purchasing from Term Contract?	If purchasing from a Term Contract, which contract and spec #?	If NOT purchasing from a Term Contract, provide a description of the required vehicle, including make and model	Base Cost per Unit	Description of Supplemental Cost	Supplemental Cost per Unit (e.g. additional vehicle options, outfitting, charging infrastructure if purchasing EV, freight if not purchasing from term contracts, etc.)	Estimated per unit cost (base cost, supplemental cost, # of units and 8.63% tax)	Vehicle to be replaced - Asset#	Vehicle to be replaced - Licence Plate#	Vehicle to be replaced - Model Year	Vehicle to be replaced - Make and Model	Vehicle to be replaced - Current mph
Shaista Shaikh	Department Operating Budget	DPW	2027	DPW27002	Sedan		Battery Electric	N/A	N/A	1	Our hiring plan includes onboarding 19 staff members over the next fiscal year, of which 11 will be field inspectors who require dedicated vehicles. While we plan to reassign our current vehicles to the new inspection staff, we still need six additional vehicles to meet the demand. Without these additional vehicles, we risk delays and jeopardizing the timely completion of capital projects. Such setbacks could lead to a loss of projects and crucial funding from our client departments.			Hyudai Ioniq 5	49,511	N/A	0	53,783.8	N/A	N/A	N/A	N/A	N/A
Shaista Shaikh	Department Operating Budget	DPW	2027	DPW27003	Sedan		Battery Electric	N/A	N/A	1	Our hiring plan includes onboarding 19 staff members over the next fiscal year, of which 11 will be field inspectors who require dedicated vehicles. While we plan to reassign our current vehicles to the new inspection staff, we still need six additional vehicles to meet the demand. Without these additional vehicles, we risk delays and jeopardizing the timely completion of capital projects. Such setbacks could lead to a loss of projects and crucial funding from our client departments.			Hyudai Ioniq 5	49,511	N/A	0	53,783.8	N/A	N/A	N/A	N/A	N/A
Shaista Shaikh		DPW	2027	DPW27004			Battery Electric	N/A	N/A	1	Our hiring plan includes onboarding 19 staff members over the next fiscal year, of which 11 will be field inspectors who require dedicated vehicles. While we plan to reassign our current vehicles to the new inspection staff, we still need six additional vehicles to meet the demand. Without these additional vehicles, we risk delays and jeopardizing the timely completion of capital projects. Such setbacks could lead to a loss of projects and crucial funding from our client departments.			N/A	0	0	0	0	N/A	N/A	N/A	N/A	N/A
Shaista Shaikh		DPW	2027	DPW27005			Battery Electric	N/A	N/A	1	Our hiring plan includes onboarding 19 staff members over the next fiscal year, of which 11 will be field inspectors who require dedicated vehicles. While we plan to reassign our current vehicles to the new inspection staff, we still need six additional vehicles to meet the demand. Without these additional vehicles, we risk delays and jeopardizing the timely completion of capital projects. Such setbacks could lead to a loss of projects and crucial funding from our client departments.			N/A	0	0	0	0	N/A	N/A	N/A	N/A	N/A
Shaista Shaikh		DPW	2027	DPW27006			Battery Electric	N/A	N/A	1	Our hiring plan includes onboarding 19 staff members over the next fiscal year, of which 11 will be field inspectors who require dedicated vehicles. While we plan to reassign our current vehicles to the new inspection staff, we still need six additional vehicles to meet the demand. Without these additional vehicles, we risk delays and jeopardizing the timely completion of capital projects. Such setbacks could lead to a loss of projects and crucial funding from our client departments.			N/A	0	0	0	0	N/A	N/A	N/A	N/A	N/A
Nicholas Crawford	Department Operating Budget	DPW	2027	DPW27009				N/A	N/A	1	Arborists are projecting to need these medium aerial lifts to support the growing arborist and arborist apprentices by FY27.			N/A	0	0	0	0	N/A	N/A	N/A	N/A	N/A
Maura Wayne	Department Operating Budget	DPW	2027	DPW27010			Diesel	N/A	N/A	1	This replaces a dozer that was previously turned in. This dozer would be used as part of the department's annual sand redistrubution activities along the Noriega Seawall and the Great Highway. It will also assist with large grading work for specialty projects such as the Fifth Street Nursery and for clearing public right-of-way during a disaster.			John Deere 850L	611,022	N/A	0	663,753.2	681-825	N/A	1998	Komatsu KBD65E	N/A

BUDGET FORM 4B: Fleet

						New Vehicle Specifications						Term Contract Information			Cost Information			Replacement Vehicle Information				
Point of Contact	Source of Funds	Dept	Fiscal Year	Equipment#	Vehicle Type	Brief description of Vehicle Type if "Other"	Fuel Type	Special Requirements Comments	If purchasing a sedan that is not battery electric, provide justification	# of Unit default to 1. Please create multiple equipment number entries if requesting multiple units.	Justification of Need	Purchasing from Term Contract?	If purchasing from a Term Contract, which contract and spec #?	If NOT purchasing from a Term Contract, provide a description of the required vehicle, including make and model	Base Cost per Unit	Description of Supplemental Cost	Supplemental Cost per Unit (e.g. additional vehicle options, outfitting, charging infrastructure if purchasing EV, freight if not purchasing from term contracts, etc.)	Estimated per unit cost (base cost, supplemental cost, # of units and 8.63% tax)	Vehicle to be replaced - Asset#	Vehicle to be replaced - Licence Plate#	Vehicle to be replaced - Model Year	Vehicle to be replaced - Make and Model	Vehicle to be replaced - Current mph
Maura Wayne	Department Operating Budget	DPW	2027	DPW27011	Heavy Duty Truck		Diesel	N/A	N/A	1	This is one of the trucks used by the pothole crew. It is 18 years old (2006), has over 83,076 miles on it and is frequently out of service. The heated bed fails often causing the asphalt material to get cold and become unuseable. This results in lost time for the crew, wasted material, and increased costs. Replacing this truck will provide our pothole operations with a dependable vehicle that keeps the asphalt material hot, is safer to operate because it is equipped with current safety features, and will improve fuel consumption, thereby reducing fuel costs for the bureau.			Peterbilt 567; pothole patch truck	380,000	N/A	0	412,794	681-779	1470907	2006	Peterbilt 335	83076
Maura Wayne	Department Operating Budget	DPW	2027	DPW27012			Diesel	N/A	N/A	1	Staff proposes to purchase a new Vogele Super 700 (or equal). This 4-foot wide paver will allow SSR staff to address requests to pave bike lanes and pedestrian paths as well as being a back up piece of equipment for full width paver.			Paver Vogele super 1700-3i; asphalt paver	630,656	N/A	0	685,081.61	N/A	N/A	N/A	N/A	N/A
Maura Wayne	Department Operating Budget	DPW	2027	DPW27013	Pickup Truck		Battery Electric	N/A	N/A	1	This vehicle is 17 years old (2007), has 55,482 miles, and is used daily by staff. The truck lacks recommended safety features and is not fuel efficient. Replacing this truck will provide paving crew with a dependable vehicle that is safer to operate because it is equipped with current safety and emission features and will improve fuel consumption, thereby reducing fuel costs for the bureau. Vehicle could be replaced with electric vehicle for improved emissions.			Electric Ford Lightning F-150	95,382	N/A	0	103,613.47	681-402	1268073	2007	Ford Ranger	55482

BUDGET FORM 4B: Fleet

DEPARTMENT: SAS

Note:

All departments requesting to purchase new or replacement vehicles must fill out this form, whether requesting General Fund support

Requests will be reviewed by Fleet Management and MBO.

Term Contract Prices are provided by Fleet Management and will be updated in January for select vehicles. Please contact Camilla Taufic to confirm pricing.

						New Vehicle Specifications							Term Contract Information			Cost Information			Replacement Vehicle Information				
Point of Contact	Source of Funds	Dept	Fiscal Year	Equipment#	Vehicle Type	Brief description of Vehicle Type if "Other"	Fuel Type	Special Requirements Comments	If purchasing a sedan that is not battery electric, provide justification	# of Unit default to 1. Please create multiple equipment number entries if requesting multiple units.	Justification of Need	Purchasing from Term Contract?	If purchasing from a Term Contract, which contract and spec #?	If NOT purchasing from a Term Contract, provide a description of the required vehicle, including make and model	Base Cost per Unit	Description of Supplemental Cost	Supplemental Cost per Unit (e.g. additional vehicle options, outfitting, charging infrastructure if purchasing EV, freight if not purchasing from term contracts, etc.)	Estimated per unit cost (base cost, supplemental cost, # of units and 8.63% tax)	Vehicle to be replaced - Asset#	Vehicle to be replaced - Licence Plate#	Vehicle to be replaced - Model Year	Vehicle to be replaced - Make and Model	Vehicle to be replaced - Current mph
Christopher McDaniels	GF Equipment Allocation	SAS	2026	SAS26001	Other - Enter descr in Description Tab	Peterbilt	Diesel	Lights and safety features		1	FY 2026-27 Rollover test	YES	CONTRACT		Missing		N/A	0	481-9999	1268492	2008	International 4800	110749

Department: DPW Public Works

Project	Project Title	FY 2024-25 Original	FY 2025-26 Original	FY 2025-26 Base	FY 2025-26 Department	FY 2025-26 Mayor	FY 2025-26 Committee	FY 2025-26 Technical Adjustment	FY 2025-26 Board	FY 2026-27 Base
10030254	PW PHS Master Project Reserves	14,040,440	0	0	0	0	0	0	0	0
10034075	PW Harvey Milk Plaza	250,000	250,000	250,000	250,000	0	0	0	0	0
10034424	PW Equipment	1,403,781	1,670,735	1,670,735	1,818,951	0	0	0	0	0
10034763	PW Curb Ramps Budget	4,000,000	4,000,000	4,000,000	4,000,000	0	0	0	0	0
10034764	PW Street Resurfacing Budget	66,160,217	43,651,000	43,651,000	43,651,000	0	0	0	0	0
10034784	PW Tree Equity Budget	500,000	500,000	500,000	500,000	0	0	0	0	0
10034786	PW Plazas Budget	551,022	250,000	250,000	250,000	0	0	0	0	0
10034787	PW Pothole Repairs Budget	2,000,000	1,500,000	1,500,000	1,500,000	0	0	0	0	0
10034788	PW Facilities Maint Budget	567,775	596,164	596,164	596,164	0	0	0	0	0
10034790	PW Urgent Repairs Budget	237,837	249,729	249,729	249,729	0	0	0	0	0
10034791	PW SIRP Sidewalk Budget	1,780,703	2,869,738	2,869,738	2,869,738	0	0	0	0	0
10034792	PW ASAP Sidewalk Budget	776,006	1,099,916	1,099,916	1,099,916	0	0	0	0	0
10034852	PW Median Maintenance Budget	150,000	100,000	100,000	100,000	0	0	0	0	0
10034853	PW Landslide/ Rockfall Budget	181,913	191,009	191,009	191,009	0	0	0	0	0
10034854	PW Street Structures Budget	500,000	450,000	450,000	450,000	0	0	0	0	0
10036482	PW Tree Planting and Establish	800,000	0	0	0	0	0	0	0	0
10037647	PW Fence Repairs Budget	166,087	174,391	174,391	174,391	0	0	0	0	0
10037693	PW SOMA Tree Nursery	400,000	0	0	12,749	0	0	0	0	0
10037814	PW Sunset Blvd Recycl Wtr Impr	2,900,000	0	0	0	0	0	0	0	0
10039067	PW Great Highway Sand Removal	200,000	0	0	0	0	0	0	0	0
10039658	PW Innes Ave Sidewalk Impr	476,000	0	0	0	0	0	0	0	0
10040155	PW SS Bridge Inspect & Repair	400,000	200,000	200,000	200,000	0	0	0	0	0
10040284	PW Roof CJ3 Annex Coating	200,000	0	0	0	0	0	0	0	0
10040288	PW Elev Opera House Modernize	1,500,000	0	0	0	0	0	0	0	0
10041408	PW 4th St Brg Corrosion Repir	2,500,000	0	0	0	0	0	0	0	0
10041409	PW Comm Beautification Project	200,000	200,000	200,000	200,000	0	0	0	0	0
10041410	PW ZEV Equip Infra	0	200,000	200,000	200,000	0	0	0	0	0
10041411	PW Hallidie Plz Impr -Dsgn Cha	200,000	0	0	0	0	0	0	0	0

	FY 2026-27 Department	FY 2026-27 Mayor	FY 2026-27 Committee	FY 2026-27 Technical Adjustment	FY 2026-27 Board
)	0	0	0	0	0
)	0	0	0	0	0
)	3,027,758	0	0	0	0
)	0	0	0	0	0
)	0	0	0	0	0
)	0	0	0	0	0
)	0	0	0	0	0
)	0	0	0	0	0
)	0	0	0	0	0
)	0	0	0	0	0
)	0	0	0	0	0
)	0	0	0	0	0
)	0	0	0	0	0
)	0	0	0	0	0
)	0	0	0	0	0
)	0	0	0	0	0
)	0	0	0	0	0
)	0	0	0	0	0
)	0	0	0	0	0
)	0	0	0	0	0
)	0	0	0	0	0
)	0	0	0	0	0
)	0	0	0	0	0
)	0	0	0	0	0
)	0	0	0	0	0
)	0	0	0	0	0
)	0	0	0	0	0
)	0	0	0	0	0
)	0	0	0	0	0

Project	Project Title	FY 2024-25 Original	FY 2025-26 Original	FY 2025-26 Base	FY 2025-26 Department	FY 2025-26 Mayor	FY 2025-26 Committee	FY 2025-26 Technical Adjustment	FY 2025-26 Board	FY 2026-27 Base
10041413	PW Emergency Capital Repairs	200,000	200,000	200,000	200,000	0	0	0	0	0
10041419	PW FS Roof Replacements	250,000	250,000	250,000	250,000	0	0	0	0	0
	DPW Total	**103,491,781**	**58,602,682**	**58,602,682**	**58,763,647**	**0**	**0**	**0**	**0**	**0**

	FY 2026-27 Department	FY 2026-27 Mayor	FY 2026-27 Committee	FY 2026-27 Technical Adjustment	FY 2026-27 Board
)	0	0	0	0	0
)	0	0	0	0	0
)	**3,027,758**	**0**	**0**	**0**	**0**

Account Lvl 2	FY 2024-25 Original	FY 2025-26 Original	FY 2025-26 Base	FY 2025-26 Department	FY 2025-26 Mayor	FY 2025-26 Committee	FY 2025-26 Technical Adjustment	FY 2025-26 Board	FY 2026-27 Base
EXPENDITURE	103,491,781	58,602,682	58,602,682	58,763,647	0	0	0	0	
Net:	**-103,491,781**	**-58,602,682**	**-58,602,682**	**-58,763,647**	**0**	**0**	**0**	**0**	

EXPENDITURE

Account Lvl 3	FY 2024-25 Original	FY 2025-26 Original	FY 2025-26 Base	FY 2025-26 Department	FY 2025-26 Mayor	FY 2025-26 Committee	FY 2025-26 Technical Adjustment	FY 2025-26 Board	FY 2026-27 Base
CAP_OUTLAY	103,491,781	58,602,682	58,602,682	58,763,647	0	0	0	0	
Sum:	**103,491,781**	**58,602,682**	**58,602,682**	**58,763,647**	**0**	**0**	**0**	**0**	

	FY 2026-27 Department	FY 2026-27 Mayor	FY 2026-27 Committee	FY 2026-27 Technical Adjustment	FY 2026-27 Board
0	3,027,758	0	0	0	0
0	**-3,027,758**	**0**	**0**	**0**	**0**

	FY 2026-27 Department	FY 2026-27 Mayor	FY 2026-27 Committee	FY 2026-27 Technical Adjustment	FY 2026-27 Board
0	3,027,758	0	0	0	0
0	**3,027,758**	**0**	**0**	**0**	**0**

Dept Grp	Dept Grp Title	Dept ID	Dept ID Title	Fund	Fund	Project	Project Title	Acti
DPW	Public Works	207954	DPW IDC Budgetary	12760	12760	10034764-0002	PW Street Resurfacing Budget	Reserve- Project
DPW	Public Works	207954	DPW IDC Budgetary	12775	12775	10034764-0002	PW Street Resurfacing Budget	Reserve- Project
DPW	Public Works	207954	DPW IDC Budgetary	12780	12780	10034764-0002	PW Street Resurfacing Budget	Reserve- Project
DPW	Public Works	207954	DPW IDC Budgetary	12785	12785	10034764-0002	PW Street Resurfacing Budget	Reserve- Project
DPW	Public Works	207957	DPW BSM Budgetary	13980	13980	10034791-0002	PW SIRP Sidewalk Budget	Reserve- Project
DPW	Public Works	207957	DPW BSM Budgetary	13980	13980	10034792-0002	PW ASAP Sidewalk Budget	Reserve- Project

vity Title	Authority	Authority Title	Account	Account Title	FY 2025-26 Adopted	FY 2025-26 Base	FY 2025-26 Department Request
	22814	PW Street Resurfacing FY 26	567000	Bldgs,Struct&Imprv Proj-Budget	6,930,000	6,930,000	6,930,000
	22814	PW Street Resurfacing FY 26	567000	Bldgs,Struct&Imprv Proj-Budget	21,841,000	21,841,000	21,841,000
	22814	PW Street Resurfacing FY 26	567000	Bldgs,Struct&Imprv Proj-Budget	3,960,000	3,960,000	3,960,000
	22814	PW Street Resurfacing FY 26	567000	Bldgs,Struct&Imprv Proj-Budget	10,920,000	10,920,000	10,920,000
	17435	PW SIRP Private Property Bdgt	567000	Bldgs,Struct&Imprv Proj-Budget	1,869,738	1,869,738	1,869,738
	17434	PW ASAP Private Property Bdgt	567000	Bldgs,Struct&Imprv Proj-Budget	814,807	814,807	814,807

FY 2026-27 Base	FY 2026-27 Department Request
0	6,950,000
0	22,000,000
0	3,950,000
0	11,000,000
0	1,869,738
0	814,807

DPW

Project Activity	Project Title	Activity Title	FY 2025-26 Adopted	FY 2025-26 Base	FY 2025-26 Department Request	FY 2026-27 Base	FY 2026-27 Department Request
10034075-0012	PW Harvey Milk Plaza	Reserve- Project	250,000	250,000	250,000	0	0
10034763-0002	PW Curb Ramps Budget	Reserve- Project	4,000,000	4,000,000	18,945,000	0	19,892,250
10034764-0002	PW Street Resurfacing Budget	Reserve- Project	0	43,651,000	42,000,000	0	44,100,000
10034784-0002	PW Tree Equity Budget	Reserve- Project	500,000	500,000	500,000	0	0
10034786-0002	PW Plazas Budget	Reserve- Project	250,000	250,000	578,573	0	607,502
10034787-0002	PW Pothole Repairs Budget	Reserve- Project	1,500,000	1,500,000	4,900,800	0	5,145,840
10034788-0002	PW Facilities Maint Budget	Reserve- Project	596,164	596,164	840,400	0	882,420
10034790-0002	PW Urgent Repairs Budget	Reserve- Project	249,729	249,729	300,000	0	315,000
10034791-0002	PW SIRP Sidewalk Budget	Reserve- Project	1,000,000	2,869,738	1,000,000	0	1,500,000
10034792-0002	PW ASAP Sidewalk Budget	Reserve- Project	285,109	1,099,916	285,109	0	0
10034852-0002	PW Median Maintenance Budget	Reserve- Project	100,000	100,000	294,804	0	294,804
10034853-0002	PW Landslide/ Rockfall Budget	Reserve- Project	191,009	191,009	191,009	0	200,559
10034854-0002	PW Street Structures Budget	Reserve- Project	450,000	450,000	5,709,680	0	5,995,164
10036482-0005	PW Tree Planting and Establish	Reserve- Project	0	0	8,036,928	0	8,438,774
10037647-0002	PW Fence Repairs Budget	Reserve- Project	174,391	174,391	880,000	0	714,000
10037814-0002	PW Sunset Blvd Recycl Wtr Impr	Reserve- Project	0	0	3,700,000	0	0
10038893-0002	SAS Street Tree Est Budget	Reserve- Project	0	0	600,000	0	600,000
10038900-0002	PW Innes Ave Rdwy Rebuild	Reserve- Project	0		20,000,000		0
10039067-0001	PW Great Highway Sand Removal	Reserve-Project	0	0	530,300	0	556,815
10040155-0002	PW SS Bridge Inspect & Repair	Reserve- Project	200,000	200,000	2,500,000	0	2,625,000
10040160-0002	PW 4th Street Bridge Rehab	Reserve- Project	0		3,567,000		0
10041409-0002	PW Comm Beautification Project	Reserve- Project	200,000	200,000	200,000	0	200,000
10041410-0002	PW ZEV Equip Infra	Reserve- Project	200,000	200,000	200,000	0	0
10041413-0002	PW Emergency Capital Repairs	Reserve- Project	200,000	200,000	250,000	0	300,000
10041419-0002	PW FS Roof Replacements	Reserve- Project	250,000	250,000	250,000	0	0
DPWCP001-0001	25th Street Pedestrian Bridge	25th Street Pedestrian Bridge	0		415,000		1,500,000
DPWCP002-0001	Winding Way Median Improvements	Winding Way Median Improvements	0		3,000,000		0

Project Activity	Project Title	Activity Title	FY 2025-26 Adopted	FY 2025-26 Base	FY 2025-26 Department Request	FY 2026-27 Base	FY 2026-27 Department Request
DPWCP005-0001	Bridge and Pedestrian Overpass Seismi	Bridge and Pedestrian Overpass Seismi	0		262,500		275,625
DPWCP006-0001	Hallidie Plaza Accessibility and Safety I	Hallidie Plaza Accessibility and Safety I	0		2,400,000		8,000,000
DPWCP007-0001	Living Alleyways	Living Alleyways	0		3,000,000		0
DPWCP008-0001	Chinatown Alleyway Master Plan	Chinatown Alleyway Master Plan	0		315,000		435,000
DPWCP015-0001	Evans Streetscape (Freeway-3rd)	Evans Streetscape (Freeway-3rd)	0		1,000,000		4,000,000
DPWCP016-0001	Filbert Street Rockslide Improvements	Filbert Street Rockslide Improvements	0		2,000,000		0
DPWCP017-0001	Franconia Street and Powhattan Avenue	Franconia Street and Powhattan Avenue	0		1,510,000		0
DPWCP018-0001	Great Highway Seawall	Great Highway Seawall	0		3,000,000		0
DPWCP029-0001	Jerrold Streetscape (Freeway-Quint, Ph	Jerrold Streetscape (Freeway-Quint, Ph	0		1,400,000		1,600,000
DPWCP030-0001	Lakeview Summit Steps	Lakeview Summit Steps	0		2,500,000		0
DPWCP032-0001	Lincoln/9th Ave Streetscape Improveme	Lincoln/9th Ave Streetscape Improveme	0		200,000		1,800,000
DPWCP034-0001	Mission-Excelsior Streetscape Improve	Mission-Excelsior Streetscape Improve	0		3,400,000		9,700,000
DPWCP035-0001	Ocean Beach Climate Adaptation Projec	Ocean Beach Climate Adaptation Projec	0		2,250,000		0
DPWCP038-0001	Public Works Yard Optimization	Public Works Yard Optimization	0		3,700,000		14,500,000
DPWCP039-0001	Sickles Avenue Streetscape Improveme	Sickles Avenue Streetscape Improveme	0		4,300,000		0
DPWCP043-0001	Street Structure Acceptance	Street Structure Acceptance	0		1,050,000		1,102,500
DPWCP044-0001	Streetscape Capital Planning Project	Streetscape Capital Planning Project	0		105,000		110,250
DPWCP046-0001	Streetscape Median Establishment and	Streetscape Median Establishment and	0		157,500		165,375
DPWCP051-0001	Vehicular Guardrail Repairs	Vehicular Guardrail Repairs	0		367,500		385,875
DPWCP24006-0001	Greenwich Street Roadway Structures S	Greenwich Street Roadway Structures S	0		800,000		0
DPWCP24008-0001	Vermont Street Guardrail Improvements	Vermont Street Guardrail Improvements	0		600,000		0
DPWCP24009-0001	Alemany Blvd Landscaping Improvemen	Alemany Blvd Landscaping Improvemen	0		1,155,000		0
DPWCP24011-0001	Broadway Tunnel Safety Improvements	Broadway Tunnel Safety Improvements	0		500,000		0
DPWCP24013-0001	Hunters Point Expressway Improvement	Hunters Point Expressway Improvement	0		3,500,000		0
DPWCP24015-0001	19th & Church Railing	19th & Church Railing	0		350,000		0
DPWCP24016-0001	249 Pennsylvania	249 Pennsylvania	0		630,000		0
DPWCP24019-0001	Sunset Boulevard Biodiversity Pilot Exp	Sunset Boulevard Biodiversity Pilot Exp	0		150,000		150,000
DPWCP25004-0001	SOMA Under Freeway Park	SOMA Under Freeway Park	0		50,000		0
DPWCP25013-0001	Bayview Gateway Master Plan	Bayview Gateway Master Plan	0		315,000		435,000
DPWCP26001-0001	BBSR Street Resurfacing	BBSR Street Resurfacing	0		1,500,000		0

Project Activity	Project Title	Activity Title	FY 2025-26 Adopted	FY 2025-26 Base	FY 2025-26 Department Request	FY 2026-27 Base	FY 2026-27 Department Request
DPWCP26002-0001	Staircase Upgrades	Staircase Upgrades	0		500,000		525,000
DPWCP26003-0001	Brotherhood Way Dog Park	Brotherhood Way Dog Park	0		1,000,000		1,000,000
DPWCP26004-0001	Community Gardens	Community Gardens	0		325,000		341,250
DPWCP26005-0001	Operations Yard Water line replacement	Operations Yard Water line replacement	0		104,000		109,200
DPWCP26006-0001	Operations Yard - Staff Restrooms	Operations Yard - Staff Restrooms	0		833,000		0
DPWCP26007-0001	Fern Alley Pedestrian Lighting Replace	Fern Alley Pedestrian Lighting Replace	0		300,000		0
DPWCP26008-0001	Maiden Lane Streetscape	Maiden Lane Streetscape	0		2,000,000		0
DPWCP26009-0001	Upper Yard Paving - Pavement Repair	Upper Yard Paving - Pavement Repair	0		815,000		0
DPWCP26010-0001	Operations - HVAC - Westside Operatio	Operations - HVAC - Westside Operatio	0		921,000		0
DPWCP26011-0001	Upper Yard Driving Lanes - Pothole Rep	Upper Yard Driving Lanes - Pothole Rep	0		680,000		0
DPWCP26012-0001	EV Solar Stations	EV Solar Stations	0		1,000,000		0
DPWCP26014-0001	Powell Streetscape Improvements	Powell Streetscape Improvements	0		400,000		0
			10,596,402	**56,931,947**	**171,270,103**	**0**	**138,503,203**

City and County of San Francisco

Department - IDS Form Balancing Report

WO Form Balance by Dept Pair

Run Date: 2/21/25

Run Time: 1:17:21 PM

This Tab is filtered for work orders that are not balanced between requesting and performing departments. To remove or change this filter and view all work orders, go to the "Input Controls" in the navigation pane; change the value under Report Input Controls. All entries can also be reviewed in Tab2 and Tab3.

Off-Budget is one-sided and is considered balance. It is unbalance only when Requesting (8000) and Performing (8100) does not agree.

DEM-DPW

WO Ref ID	Account	Balance IN Proposal By Account	Balance IN Proposal By WO	FY 2025-26 Requesting Proposal 8000	FY 2025-26 Performing Proposal 8100	FY 2025-26 Imbalanced 8000 vs 8100	FY 2026-27 Requesting Proposal 8000	FY 2026-27 Performing Proposal 8100	FY 2026-27 Imbalanced 8000 vs 8100
DPW-BLDGREPAIR	486290	N	N	131,720	131,720	0	131,720	136,330	-4,610
	581067	N	N	-131,720	-131,720	0	-131,720	-136,330	4,610
DPW-BLDGREPAIR				**0**	**0**	**0**	**0**	**0**	**0**
DEM-DPW				**0**	**0**	**0**	**0**	**0**	**0**

DPW-ENV

WO Ref ID	Account	Balance IN Proposal By Account	Balance IN Proposal By WO	FY 2025-26 Requesting Proposal 8000	FY 2025-26 Performing Proposal 8100	FY 2025-26 Imbalanced 8000 vs 8100	FY 2026-27 Requesting Proposal 8000	FY 2026-27 Performing Proposal 8100	FY 2026-27 Imbalanced 8000 vs 8100
ENV	486560	N	N	2,216,432	2,420,881	-204,449	2,216,432	2,424,449	-208,017
	581370	N	N	-2,216,432	-2,595,703	379,271	-2,216,432	-2,595,703	379,271
ENV				**0**	**-174,822**	**174,822**	**0**	**-171,254**	**171,254**
DPW-ENV				**0**	**-174,822**	**174,822**	**0**	**-171,254**	**171,254**

Dept Pair	Requesting	Performing	WO Ref ID	Dept ID	Fund	Project	Activity	Authority	Account	Agency Use	FY 2024-25 Original	FY 2(Roll
AAM-DPW	AAM	DPW	DPW-BLDGREPAIR	207951	10040	10036108	0002	10002	486010		27,402	
AAM-DPW	AAM	DPW	DPW-BLDGREPAIR	228855	10000	10026660	0001	10000	581067		-27,402	
ADM-DPW	ADM	DPW	DPW-BLDGREPAIR	207951	10040	10036109	0002	10002	486030		800,000	
ADM-DPW	ADM	DPW	DPW-BLDGREPAIR	207951	10040	10036109	0003	10002	486030		45,527	
ADM-DPW	ADM	DPW	DPW-ENGINEERING	207954	10040	10036109	0002	10002	486030		3,000,000	3
ADM-DPW	ADM	DPW	DPW-GENADMIN	232636	10040	10036109	0001	10002	486030		2,859	
ADM-DPW	ADM	DPW	DPW-STREETCLEANING	207951	10040	10036109	0040	10002	486030		35,126	
ADM-DPW	ADM	DPW	DPW-ARCHITECTURE	207950	10040	10036109	0007	10002	486600		10,000	
ADM-DPW	ADM	DPW	DPW-BLDGREPAIR	207951	10040	10036109	0005	10002	486600		30,622	
ADM-DPW	ADM	DPW	DPW-BLDGREPAIR	207951	10040	10036109	0006	10002	486600		425,893	
ADM-DPW	ADM	DPW	DPW-BLDGREPAIR	207951	10040	10036109	0007	10002	486600		31,618	
ADM-DPW	ADM	DPW	DPW-BLDGREPAIR	207951	10040	10036109	0008	10002	486600		50,587	
ADM-DPW	ADM	DPW	DPW-BLDGREPAIR	207951	10040	10036109	0009	10002	486600		12,647	
ADM-DPW	ADM	DPW	DPW-BLDGREPAIR	207951	10040	10036109	0010	10002	486600		80,622	
ADM-DPW	ADM	DPW	DPW-BLDGREPAIR	207951	10040	10036109	0011	10002	486600		58,853	
ADM-DPW	ADM	DPW	DPW-BLDGREPAIR	207951	10040	10036109	0012	10002	486600		20,000	
ADM-DPW	ADM	DPW	DPW-BLDGREPAIR	207951	10040	10036109	0015	10002	486600		61,650	
ADM-DPW	ADM	DPW	DPW-BLDGREPAIR	207951	10040	10036109	0046	10002	486600		44,349	
ADM-DPW	ADM	DPW	DPW-STREETCLEANING	207956	10040	10036109	0038	10002	486600		30,731	
ADM-DPW	ADM	DPW	DPW-URBANFORESTRY	207959	10040	10036109	0015	10002	486600		321,584	
ADM-DPW	ADM	DPW	DPW-URBANFORESTRY	207959	10040	10036109	0043	10002	486600		6,361	
ADM-DPW	ADM	DPW	DPW-ARCHITECTURE	228875	14300	10001302	0010	17378	581066		-10,000	
ADM-DPW	ADM	DPW	DPW-BLDGREPAIR	207655	31920	10001292	0001	16525	581067		-800,000	
ADM-DPW	ADM	DPW	DPW-BLDGREPAIR	207655	31920	10001292	0061	16525	581067		0	
ADM-DPW	ADM	DPW	DPW-BLDGREPAIR	228875	14300	10001302	0007	17378	581067		-30,622	
ADM-DPW	ADM	DPW	DPW-BLDGREPAIR	228875	14300	10001302	0009	17378	581067		-425,893	
ADM-DPW	ADM	DPW	DPW-BLDGREPAIR	228875	14300	10001302	0010	17378	581067		-31,618	
ADM-DPW	ADM	DPW	DPW-BLDGREPAIR	228875	14300	10001302	0011	17378	581067		-50,587	
ADM-DPW	ADM	DPW	DPW-BLDGREPAIR	228875	14300	10001302	0012	17378	581067		-12,647	

025-26 lover	FY 2025-26 Requesting Changes	FY 2025-26 Performing Changes	FY 2025-26 Requesting Proposal	FY 2025-26 Performing Proposal	FY 2026-27 Rollover	FY 2026-27 Requesting Changes	FY 2026-27 Performing Changes	FY 2026-27 Requesting Proposal	FY 2026-27 Performing Proposal	Requesting Comments	I
28,361	0	0	28,361	28,361	28,361	993	993	29,354	29,354	Increase to reflect future anticipated costs	
-28,361	0	0	-28,361	-28,361	-28,361	-993	-993	-29,354	-29,354	Increase to reflect future anticipated costs	
800,000	0	0	800,000	800,000	800,000	24,000	24,000	824,000	824,000		
45,527	-15,527	-15,527	30,000	30,000	45,527	-14,477	-14,477	31,050	31,050		
,000,000	0	0	3,000,000	3,000,000	3,000,000	0	0	3,000,000	3,000,000		
2,859	0	0	2,859	2,859	2,859	0	0	2,859	2,859		
35,126	9,874	9,874	45,000	45,000	35,126	11,449	11,449	46,575	46,575		
10,000	0	0	10,000	10,000	10,000	0	0	10,000	10,000		
30,622	50,000	50,000	80,622	80,622	30,622	52,822	52,822	83,444	83,444		
425,893	0	0	425,893	425,893	425,893	0	0	425,893	425,893		
31,618	25,000	25,000	56,618	56,618	31,618	26,982	26,982	58,600	58,600		
50,587	50,000	50,000	100,587	100,587	50,587	53,521	53,521	104,108	104,108		
12,647	100,000	100,000	112,647	112,647	12,647	103,943	103,943	116,590	116,590		
80,622	-50,000	-50,000	30,622	30,622	80,622	-48,928	-48,928	31,694	31,694		
58,853	-25,000	-25,000	33,853	33,853	58,853	-23,815	-23,815	35,038	35,038		
20,000	0	0	20,000	20,000	20,000	0	0	20,000	20,000		
61,650	0	0	61,650	61,650	61,650	2,158	2,158	63,808	63,808		
44,349	0	0	44,349	44,349	44,349	1,552	1,552	45,901	45,901		
31,807	29,843	29,843	61,650	61,650	31,807	32,001	32,001	63,808	63,808		
332,839	-97,272	-97,272	235,567	235,567	332,839	-89,027	-89,027	243,812	243,812		
6,584	10,334	10,334	16,918	16,918	6,584	10,926	10,926	17,510	17,510		
-10,000	0	0	-10,000	-10,000	-10,000	0	0	-10,000	-10,000		
-800,000	800,000	800,000	0	0	-800,000	800,000	800,000	0	0		
0	-800,000	-800,000	-800,000	-800,000	0	-824,000	-824,000	-824,000	-824,000		
-30,622	-50,000	-50,000	-80,622	-80,622	-30,622	-52,822	-52,822	-83,444	-83,444		
-425,893	0	0	-425,893	-425,893	-425,893	0	0	-425,893	-425,893		
-31,618	-25,000	-25,000	-56,618	-56,618	-31,618	-26,982	-26,982	-58,600	-58,600		
-50,587	-50,000	-50,000	-100,587	-100,587	-50,587	-53,521	-53,521	-104,108	-104,108		
-12,647	-100,000	-100,000	-112,647	-112,647	-12,647	-103,943	-103,943	-116,590	-116,590		

Performing Comments

ADM-DPW	ADM	DPW	DPW-BLDGREPAIR	228875	14300	10001302	0013	17378	581067	-80,622	
ADM-DPW	ADM	DPW	DPW-BLDGREPAIR	228875	14300	10001302	0015	17378	581067	-58,853	
ADM-DPW	ADM	DPW	DPW-BLDGREPAIR	228875	14300	10001302	0017	17378	581067	-20,000	
ADM-DPW	ADM	DPW	DPW-BLDGREPAIR	228875	14300	10001302	0041	17378	581067	-61,650	
ADM-DPW	ADM	DPW	DPW-BLDGREPAIR	228875	14300	10001302	0053	17378	581067	-44,349	
ADM-DPW	ADM	DPW	DPW-BLDGREPAIR	232178	27500	10001625	0001	10000	581067	-45,527	
ADM-DPW	ADM	DPW	DPW-STREETCLEANING	228875	14300	10001302	0041	17378	581068	-30,731	
ADM-DPW	ADM	DPW	DPW-STREETCLEANING	232178	27500	10001625	0001	10000	581068	-35,126	
ADM-DPW	ADM	DPW	DPW-ENGINEERING	207655	31920	10001292	0001	16525	581071	-3,000,000	-3
ADM-DPW	ADM	DPW	DPW-ENGINEERING	207655	31920	10001292	0004	16525	581071	0	
ADM-DPW	ADM	DPW	DPW-ENGINEERING	207655	31920	10041682	0067	16525	581071	0	
ADM-DPW	ADM	DPW	DPW-GENADMIN	208672	10060	10003070	0001	10002	581073	-2,859	
ADM-DPW	ADM	DPW	DPW-URBANFORESTRY	228875	14300	10001302	0010	17378	581081	-23,282	
ADM-DPW	ADM	DPW	DPW-URBANFORESTRY	228875	14300	10001302	0011	17378	581081	-69,846	
ADM-DPW	ADM	DPW	DPW-URBANFORESTRY	228875	14300	10001302	0012	17378	581081	-23,282	
ADM-DPW	ADM	DPW	DPW-URBANFORESTRY	228875	14300	10001302	0013	17378	581081	-23,282	
ADM-DPW	ADM	DPW	DPW-URBANFORESTRY	228875	14300	10001302	0016	17378	581081	-46,564	
ADM-DPW	ADM	DPW	DPW-URBANFORESTRY	228875	14300	10001302	0017	17378	581081	-17,462	
ADM-DPW	ADM	DPW	DPW-URBANFORESTRY	228875	14300	10001302	0023	17378	581081	-93,128	
ADM-DPW	ADM	DPW	DPW-URBANFORESTRY	228875	14300	10001302	0041	17378	581081	-6,361	
ADM-DPW	ADM	DPW	DPW-URBANFORESTRY	228875	14300	10001302	0053	17378	581081	-24,738	
ADM-DPW	ADM	DPW	DPW-URBANFORESTRY	228875	14300	10001302	0055	17378	581081	0	
ADP-DPW	ADP	DPW	DPW-BLDGREPAIR	207951	10040	10036110	0002	10002	486050	15,000	
ADP-DPW	ADP	DPW	DPW-BLDGREPAIR	228886	10000	10001626	0001	10000	581067	-15,000	
AIR-DPW	AIR	DPW	DPW-BLDGREPAIR	207951	10040	10036111	0003	10002	486020	0	
AIR-DPW	AIR	DPW	DPW-BLDGREPAIR	109732	17960	10026671	0001	10000	581067	0	
BOS-DPW	BOS	DPW	DPW-BLDGREPAIR	207951	10040	10036115	0002	10002	486090	25,384	
BOS-DPW	BOS	DPW	DPW-BLDGREPAIR	229020	10000	10003456	0001	10000	581067	-25,384	
CHF-DPW	CHF	DPW	DPW-URBANFORESTRY	207959	12769	10034422	0001	20681	486190	200,000	
CHF-DPW	CHF	DPW	DPW-URBANFORESTRY	229218	11190	10001640	7000	20117	581081	-200,000	
CHF-DPW	CHF	DPW	DPW-URBANFORESTRY	229218	11190	10040996	7000	17230	581081	0	
CPC-DPW	CPC	DPW	DPW-GENADMIN	232636	10040	10036122	0001	10002	486230	45,630	

-80,622	50,000	50,000	-30,622	-30,622	-80,622	48,928	48,928	-31,694	-31,694	
-58,853	25,000	25,000	-33,853	-33,853	-58,853	23,815	23,815	-35,038	-35,038	
-20,000	0	0	-20,000	-20,000	-20,000	0	0	-20,000	-20,000	
-61,650	0	0	-61,650	-61,650	-61,650	-2,158	-2,158	-63,808	-63,808	
-44,349	0	0	-44,349	-44,349	-44,349	-1,552	-1,552	-45,901	-45,901	
-45,527	15,527	15,527	-30,000	-30,000	-45,527	14,477	14,477	-31,050	-31,050	
-31,807	-29,843	-29,843	-61,650	-61,650	-31,807	-32,001	-32,001	-63,808	-63,808	
-35,126	-9,874	-9,874	-45,000	-45,000	-35,126	-11,449	-11,449	-46,575	-46,575	
,000,000	3,000,000	3,000,000	0	0	-3,000,000	3,000,000	3,000,000	0	0	
0	0	0	0	0	0	0	0	0	0	
0	-3,000,000	-3,000,000	-3,000,000	-3,000,000	0	-3,000,000	-3,000,000	-3,000,000	-3,000,000	
-2,859	0	0	-2,859	-2,859	-2,859	0	0	-2,859	-2,859	
-24,097	9,766	9,766	-14,331	-14,331	-24,097	9,264	9,264	-14,833	-14,833	
-72,291	38,736	38,736	-33,555	-33,555	-72,291	37,562	37,562	-34,729	-34,729	
-24,097	-934	-934	-25,031	-25,031	-24,097	-1,810	-1,810	-25,907	-25,907	
-24,097	-16,566	-16,566	-40,663	-40,663	-24,097	-17,989	-17,989	-42,086	-42,086	
-48,193	-4,455	-4,455	-52,648	-52,648	-48,193	-6,298	-6,298	-54,491	-54,491	
-18,073	9,985	9,985	-8,088	-8,088	-18,073	9,702	9,702	-8,371	-8,371	
-96,388	52,253	52,253	-44,135	-44,135	-96,388	50,708	50,708	-45,680	-45,680	
-6,584	-10,334	-10,334	-16,918	-16,918	-6,584	-10,926	-10,926	-17,510	-17,510	
-25,603	21,662	21,662	-3,941	-3,941	-25,603	21,524	21,524	-4,079	-4,079	
0	-13,175	-13,175	-13,175	-13,175	0	-13,636	-13,636	-13,636	-13,636	
15,000	0	0	15,000	15,000	15,000	525	525	15,525	15,525	
-15,000	0	0	-15,000	-15,000	-15,000	-525	-525	-15,525	-15,525	
0	0	0	0	0	0	0	0	0	0	
0	0	0	0	0	0	0	0	0	0	
25,384	0	0	25,384	25,384	25,384	0	0	25,384	25,384	
-25,384	0	0	-25,384	-25,384	-25,384	0	0	-25,384	-25,384	
200,000	0	0	200,000	200,000	200,000	4,800	4,800	204,800	204,800	
-200,000	200,000	200,000	0	0	-200,000	200,000	200,000	0	0	
0	-200,000	-200,000	-200,000	-200,000	0	-204,800	-204,800	-204,800	-204,800	
45,630	-45,630	-45,630	0	0	45,630	-45,630	-45,630	0	0	Removing work order to support the Mayor's Housing Delivery position

CPC-DPW	CPC	DPW	DPW-STUSEMAPPING	207957	10040	10036122	0003	10002	486230	5,000	
CPC-DPW	CPC	DPW	DPW-STUSEMAPPING	229235	10000	10001648	0001	10000	581069	-5,000	
CPC-DPW	CPC	DPW	DPW-GENADMIN	229236	10000	10001645	0001	10000	581073	-45,630	
DBI-DPW	DBI	DPW	DPW-GENADMIN	232636	10040	10036128	0005	10002	486110	171,112	
DBI-DPW	DBI	DPW	DPW-GENADMIN	229320	10190	10039761	0001	22440	581073	-171,112	.
DEC-DPW	DEC	DPW	DPW-BLDGREPAIR	207951	10040	10039919	0003	10002	486191	200,000	
DEC-DPW	DEC	DPW	DPW-URBANFORESTRY	207959	10040	10039919	0002	10002	486191	75,000	
DEC-DPW	DEC	DPW	DPW-BLDGREPAIR	229051	10000	10038707	0001	10000	581067	-200,000	.
DEC-DPW	DEC	DPW	DPW-URBANFORESTRY	229051	10000	10038707	0001	10000	581081	-75,000	
DEM-DPW	DEM	DPW	DPW-BLDGREPAIR	207951	10040	10036129	0002	10002	486290	127,266	
DEM-DPW	DEM	DPW	DPW-BLDGREPAIR	229985	10000	10001776	0001	10000	581067	-127,266	.
DPH-DPW	DPH	DPW	DPW-ARCHITECTURE	207950	10040	10036131	0002	10002	486370	1,173,200	1
DPH-DPW	DPH	DPW	DPW-BLDGREPAIR	207951	10040	10036131	0003	10002	486370	10,000	
DPH-DPW	DPH	DPW	DPW-BLDGREPAIR	207951	10040	10036131	0005	10002	486370	152,012	
DPH-DPW	DPH	DPW	DPW-BLDGREPAIR	207951	10040	10036131	0006	10002	486370	75,980	
DPH-DPW	DPH	DPW	DPW-BLDGREPAIR	207951	10040	10036131	0002	10002	486380	441,762	
DPH-DPW	DPH	DPW	DPW-BLDGREPAIR	207951	10040	10036131	0004	10002	486390	509,448	
DPH-DPW	DPH	DPW	DPW-BLDGREPAIR	207951	10040	10036131	0003	10002	486400	13,197	
DPH-DPW	DPH	DPW	DPW-BLDGREPAIR	207951	10040	10036131	0012	10002	486400	10,000	
DPH-DPW	DPH	DPW	DPW-ARCHITECTURE	251921	10000	10001783	0005	10000	581066	-1,173,200	-1
DPH-DPW	DPH	DPW	DPW-BLDGREPAIR	152644	10000	10026697	0001	10000	581067	-10,000	
DPH-DPW	DPH	DPW	DPW-BLDGREPAIR	210654	21080	10001834	0001	10000	581067	-441,762	.
DPH-DPW	DPH	DPW	DPW-BLDGREPAIR	240646	10000	10001681	0003	10000	581067	-13,197	
DPH-DPW	DPH	DPW	DPW-BLDGREPAIR	240646	11630	10031199	0114	17156	581067	-10,000	
DPH-DPW	DPH	DPW	DPW-BLDGREPAIR	240646	11630	10031199	0129	17156	581067	0	
DPH-DPW	DPH	DPW	DPW-BLDGREPAIR	251851	21490	10001952	0011	10000	581067	-509,448	.
DPH-DPW	DPH	DPW	DPW-BLDGREPAIR	251921	10000	10001783	0001	10000	581067	-152,012	.
DPH-DPW	DPH	DPW	DPW-BLDGREPAIR	251929	10000	10001677	0001	10000	581067	0	
DPH-DPW	DPH	DPW	DPW-BLDGREPAIR	251973	10000	10026702	0001	10000	581067	-75,980	

5,000	0	0	5,000	5,000	5,000	0	0	5,000	5,000	
-5,000	0	0	-5,000	-5,000	-5,000	0	0	-5,000	-5,000	
-45,630	45,630	45,630	0	0	-45,630	45,630	45,630	0	0	Removing work order to support the Mayor's Housing Delivery position
171,112	-171,112	-171,112	0	0	171,112	-171,112	-171,112	0	0	Remove DPW work order (Technical)
-171,112	171,112	171,112	0	0	-171,112	171,112	171,112	0	0	Remove DPW work order (Technical)
200,000	11,450	11,450	211,450	211,450	200,000	50,000	50,000	250,000	250,000	BT - Ensure lease required building maintenance
75,000	-30,000	-30,000	45,000	45,000	75,000	0	0	75,000	75,000	BT - Meet GF reduction target.
-200,000	-11,450	-11,450	-211,450	-211,450	-200,000	-50,000	-50,000	-250,000	-250,000	BT - Ensure lease required building maintenance
-75,000	30,000	30,000	-45,000	-45,000	-75,000	0	0	-75,000	-75,000	BT - Meet GF reduction target
131,720	0	0	131,720	131,720	131,720	0	4,610	131,720	136,330	
-131,720	0	0	-131,720	-131,720	-131,720	0	-4,610	-131,720	-136,330	
,173,200	0	0	1,173,200	1,173,200	1,173,200	0	0	1,173,200	1,173,200	
10,000	21,000	21,000	31,000	31,000	10,000	0	0	10,000	10,000	Reallocation for operational need
152,012	0	0	152,012	152,012	152,012	0	0	152,012	152,012	
75,980	0	0	75,980	75,980	75,980	0	0	75,980	75,980	
441,762	0	0	441,762	441,762	441,762	0	0	441,762	441,762	
509,448	0	0	509,448	509,448	509,448	17,830	17,830	527,278	527,278	wo balancing entry with DPW
13,197	0	0	13,197	13,197	13,197	0	0	13,197	13,197	
10,000	0	0	10,000	10,000	10,000	0	0	10,000	10,000	
,173,200	0	0	-1,173,200	-1,173,200	-1,173,200	0	0	-1,173,200	-1,173,200	
-10,000	-21,000	-21,000	-31,000	-31,000	-10,000	0	0	-10,000	-10,000	Reallocation for operational need
-441,762	0	0	-441,762	-441,762	-441,762	0	0	-441,762	-441,762	
-13,197	0	0	-13,197	-13,197	-13,197	0	0	-13,197	-13,197	
0	0	0	0	0	0	0	0	0	0	
-10,000	0	0	-10,000	-10,000	-10,000	0	0	-10,000	-10,000	
-509,448	0	0	-509,448	-509,448	-509,448	-17,830	-17,830	-527,278	-527,278	wo balancing entry with DPW
-152,012	0	0	-152,012	-152,012	-152,012	0	0	-152,012	-152,012	
0	0	0	0	0	0	0	0	0	0	
-75,980	0	0	-75,980	-75,980	-75,980	0	0	-75,980	-75,980	

DPH-DPW	DPH	DPW	DPW-ARCHITECTURE	251921	10000	10001783	0005	10000	581075	0
DPW-ADM	DPW	ADM	ADM-CMD CDP	208672	10020	10003070	0002	21691	486560	0
DPW-ADM	DPW	ADM	ADM-OLSE	207652	10000	10003086	0001	10000	486560	485,076
DPW-ADM	DPW	ADM	ADM-OLSE	207950	13920	10029981	0002	20675	581780	-340,246
DPW-ADM	DPW	ADM	ADM-OLSE	207954	13920	10029981	0002	20678	581780	-144,830
DPW-ADM	DPW	ADM	ADM-CMD CDP	207950	13920	10029981	0002	20675	581921	0
DPW-ADM	DPW	ADM	ADM-CMD CDP	207954	13920	10029981	0002	20678	581921	0
DPW-ART	DPW	ART	ART	163646	10020	10022455	0001	22740	486560	0
DPW-ART	DPW	ART	ART	163646	10020	10022455	0002	22740	486560	0
DPW-ART	DPW	ART	ART	163646	10060	10022455	0001	10002	486560	75,000
DPW-ART	DPW	ART	ART	187644	10020	10022455	0002	22740	486560	0
DPW-ART	DPW	ART	ART	187644	10060	10022455	0002	10002	486560	75,000
DPW-ART	DPW	ART	ART	207956	10000	10034422	0001	20680	581050	-150,000
DPW-CAT	DPW	CAT	CAT-LEGALSVCS	229042	10000	10001638	0001	10000	486560	836,000
DPW-CAT	DPW	CAT	CAT-LEGALSVCS	207950	13920	10029981	0002	20675	581270	-100,000
DPW-CAT	DPW	CAT	CAT-LEGALSVCS	207954	13920	10029981	0002	20678	581270	-100,000
DPW-CAT	DPW	CAT	CAT-LEGALSVCS	232636	13920	10029981	0001	20677	581270	-636,000
DPW-CHF	DPW	CHF	CHF-YOUTHWRKS	229218	10060	10033022	8000	20117	486560	0
DPW-CHF	DPW	CHF	CHF-YOUTHWRKS	207729	13920	10029981	0001	20677	581660	0
DPW-CHF	DPW	CHF	CHF-YOUTHWRKS	232636	13920	10029981	0001	20677	581660	0
DPW-CON	DPW	CON	CON-FASTTEAM	229227	10020	10038740	0001	22135	486560	245,000
DPW-CON	DPW	CON	CON-FINSYS	229227	10000	10001644	0001	10000	486560	390,762
DPW-CON	DPW	CON	CON-FINSYS	232636	13920	10029981	0001	20677	581120	-390,762
DPW-CON	DPW	CON	CON-FASTTEAM	232636	13920	10029981	0001	20677	581180	-245,000
DPW-CPC	DPW	CPC	CPC-PLANNING	109733	10000	10001649	0010	10000	486560	192,368
DPW-CPC	DPW	CPC	CPC-PLANNING	109733	10000	10001649	0012	10000	486560	25,000
DPW-CPC	DPW	CPC	CPC-PLANNING	229234	10000	10001647	0019	10000	486560	14,760
DPW-CPC	DPW	CPC	CPC-PLANNING	229234	10000	10001647	0032	10000	486560	0
DPW-CPC	DPW	CPC	CPC-PLANNING	229235	10000	10001648	0004	10000	486560	55,000
DPW-CPC	DPW	CPC	CPC-PLANNING	207954	13920	10029981	0002	20678	581250	-287,128
DPW-DEM	DPW	DEM	DEM-EMERGCOMMS	229985	10020	10006413	0033	10970	486560	170,667

0	0	0	0	0	0	0	0	0	0	
0	0	0	0	0	0	0	0	0	0	
496,772	56,734	56,734	553,506	553,506	496,772	75,554	75,554	572,326	572,326	
-351,942	50,189	-40,194	-301,753	-392,136	-351,942	-37,777	-53,527	-389,719	-405,469	
-144,830	-106,923	-16,540	-251,753	-161,370	-144,830	-37,777	-22,027	-182,607	-166,857	
0	0	0	0	0	0	0	0	0	0	
0	0	0	0	0	0	0	0	0	0	
0	0	0	0	0	0	0	0	0	0	
0	0	0	0	0	0	0	0	0	0	
75,000	75,000	75,000	150,000	150,000	75,000	75,000	75,000	150,000	150,000	Updated
0	0	0	0	0	0	0	0	0	0	
75,000	-75,000	-75,000	0	0	75,000	-75,000	-75,000	0	0	Updated
-150,000	0	0	-150,000	-150,000	-150,000	0	0	-150,000	-150,000	
836,000	0	0	836,000	836,000	836,000	0	0	836,000	836,000	
-100,000	0	0	-100,000	-100,000	-100,000	0	0	-100,000	-100,000	
-100,000	0	0	-100,000	-100,000	-100,000	0	0	-100,000	-100,000	
-636,000	0	0	-636,000	-636,000	-636,000	0	0	-636,000	-636,000	
0	0	0	0	0	0	0	0	0	0	
0	0	0	0	0	0	0	0	0	0	
0	0	0	0	0	0	0	0	0	0	
245,000	-245,000	-245,000	0	0	245,000	-245,000	-245,000	0	0	No curre DPW.
406,096	48,813	48,813	454,909	454,909	406,096	67,641	67,641	473,737	473,737	Work or
-406,096	-48,813	-48,813	-454,909	-454,909	-406,096	-67,641	-67,641	-473,737	-473,737	Work or
-245,000	245,000	245,000	0	0	-245,000	245,000	245,000	0	0	No curre DPW.
192,368	0	0	192,368	192,368	192,368	0	0	192,368	192,368	
25,000	0	0	25,000	25,000	25,000	0	0	25,000	25,000	
14,760	0	0	14,760	14,760	14,760	0	0	14,760	14,760	
0	0	0	0	0	0	0	0	0	0	CPC DP St Impro
55,000	0	0	55,000	55,000	55,000	0	0	55,000	55,000	
-287,128	0	0	-287,128	-287,128	-287,128	0	0	-287,128	-287,128	
170,667	0	0	170,667	170,667	170,667	0	0	170,667	170,667	

l to match DPW request.

l to match DPW request.

ent FAST services with

der recalculation.

der recalculation.

ent FAST services with

PW work order for Mission
ovements

DPW-DEM	DPW	DEM	DEM-EMERGCOMMS	207950	13920	10029981	0002	20675	581350	-20,671
DPW-DEM	DPW	DEM	DEM-EMERGCOMMS	207951	13920	10029981	0002	20676	581350	-34,981
DPW-DEM	DPW	DEM	DEM-EMERGCOMMS	207954	13920	10029981	0002	20678	581350	-24,921
DPW-DEM	DPW	DEM	DEM-EMERGCOMMS	207956	13920	10029981	0002	20680	581350	-48,762
DPW-DEM	DPW	DEM	DEM-EMERGCOMMS	207957	13920	10029981	0002	20682	581350	-16,254
DPW-DEM	DPW	DEM	DEM-EMERGCOMMS	207959	13920	10029981	0002	20681	581350	-14,841
DPW-DEM	DPW	DEM	DEM-EMERGCOMMS	232636	13920	10029981	0001	20677	581350	-10,237
DPW-DPH	DPW	DPH	DPH-SFGH-MEDSVCS	251656	21080	10001858	0002	10000	486560	286,167
DPW-DPH	DPW	DPH	DPH-TOXICS	251975	10060	10001978	0001	10002	486560	325,614
DPW-DPH	DPW	DPH	DPH-SFGH-MEDSVCS	207950	13920	10029981	0002	20675	581520	-15,934
DPW-DPH	DPW	DPH	DPH-SFGH-MEDSVCS	207951	13920	10029981	0002	20676	581520	-102,246
DPW-DPH	DPW	DPH	DPH-SFGH-MEDSVCS	207954	13920	10029981	0002	20678	581520	-23,395
DPW-DPH	DPW	DPH	DPH-SFGH-MEDSVCS	207956	13920	10029981	0002	20680	581520	-81,630
DPW-DPH	DPW	DPH	DPH-SFGH-MEDSVCS	207957	13920	10029981	0002	20682	581520	-7,901
DPW-DPH	DPW	DPH	DPH-SFGH-MEDSVCS	207959	13920	10029981	0002	20681	581520	-49,561
DPW-DPH	DPW	DPH	DPH-SFGH-MEDSVCS	232636	13920	10029981	0001	20677	581520	-5,500
DPW-DPH	DPW	DPH	DPH-TOXICS	229882	13920	10029981	0001	20677	581580	-325,614
DPW-DPW	DPW	DPW	DPW-ARCHITECTURE	207950	10040	10036172	0002	10002	486560	4,500
DPW-DPW	DPW	DPW	DPW-BLDGREPAIR	207951	10040	10036173	0002	10002	486560	100,000
DPW-DPW	DPW	DPW	DPW-BLDGREPAIR	207951	10040	10036174	0002	10002	486560	34,700
DPW-DPW	DPW	DPW	DPW-BLDGREPAIR	207951	10040	10036175	0002	10002	486560	45,304
DPW-DPW	DPW	DPW	DPW-BLDGREPAIR	207951	10040	10036175	0004	10002	486560	41,816
DPW-DPW	DPW	DPW	DPW-BLDGREPAIR	207951	10040	10036175	0007	10002	486560	15,000
DPW-DPW	DPW	DPW	DPW-BLDGREPAIR	207951	10040	10036176	0002	10002	486560	50,000
DPW-DPW	DPW	DPW	DPW-BLDGREPAIR	207951	10040	10036177	0002	10002	486560	100,000
DPW-DPW	DPW	DPW	DPW-BLDGREPAIR	207951	10040	10036178	0002	10002	486560	165,845
DPW-DPW	DPW	DPW	DPW-BLDGREPAIR	207951	10040	10036178	0003	10002	486560	99,398
DPW-DPW	DPW	DPW	DPW-BLDGREPAIR	207951	10040	10036178	0005	10002	486560	106,698
DPW-DPW	DPW	DPW	DPW-ENGINEERING	207954	10040	10036173	0003	10002	486560	20,000
DPW-DPW	DPW	DPW	DPW-GEOGINFOSYS	207957	10040	10036173	0004	10002	486560	20,000
DPW-DPW	DPW	DPW	DPW-GEOGINFOSYS	207957	10040	10036175	0005	10002	486560	3,500
DPW-DPW	DPW	DPW	DPW-GEOGINFOSYS	207957	10040	10036177	0003	10002	486560	20,000

-20,671	0	0	-20,671	-20,671	-20,671	0	0	-20,671	-20,671	
-34,981	0	0	-34,981	-34,981	-34,981	0	0	-34,981	-34,981	
-24,921	0	0	-24,921	-24,921	-24,921	0	0	-24,921	-24,921	
-48,762	0	0	-48,762	-48,762	-48,762	0	0	-48,762	-48,762	
-16,254	0	0	-16,254	-16,254	-16,254	0	0	-16,254	-16,254	
-14,841	0	0	-14,841	-14,841	-14,841	0	0	-14,841	-14,841	
-10,237	0	0	-10,237	-10,237	-10,237	0	0	-10,237	-10,237	
286,167	18,370	18,370	304,537	304,537	286,167	18,370	18,370	304,537	304,537	increase request
325,614	0	0	325,614	325,614	325,614	0	0	325,614	325,614	
-15,934	0	0	-15,934	-15,934	-15,934	0	0	-15,934	-15,934	
-102,246	0	0	-102,246	-102,246	-102,246	0	0	-102,246	-102,246	
-23,395	0	0	-23,395	-23,395	-23,395	0	0	-23,395	-23,395	
-81,630	-18,370	-18,370	-100,000	-100,000	-81,630	-18,370	-18,370	-100,000	-100,000	increase request
-7,901	0	0	-7,901	-7,901	-7,901	0	0	-7,901	-7,901	
-49,561	0	0	-49,561	-49,561	-49,561	0	0	-49,561	-49,561	
-5,500	0	0	-5,500	-5,500	-5,500	0	0	-5,500	-5,500	
-325,614	0	0	-325,614	-325,614	-325,614	0	0	-325,614	-325,614	
4,500	0	0	4,500	4,500	4,500	0	0	4,500	4,500	
100,000	0	0	100,000	100,000	100,000	0	0	100,000	100,000	
34,700	0	0	34,700	34,700	34,700	0	0	34,700	34,700	
45,304	0	0	45,304	45,304	45,304	0	0	45,304	45,304	
41,816	0	0	41,816	41,816	41,816	0	0	41,816	41,816	
15,000	0	0	15,000	15,000	15,000	0	0	15,000	15,000	
50,000	0	0	50,000	50,000	50,000	0	0	50,000	50,000	
100,000	-75,000	-75,000	25,000	25,000	100,000	-75,000	-75,000	25,000	25,000	
165,845	0	0	165,845	165,845	165,845	0	0	165,845	165,845	
99,398	0	0	99,398	99,398	99,398	0	0	99,398	99,398	
106,698	0	0	106,698	106,698	106,698	0	0	106,698	106,698	
20,000	-20,000	-20,000	0	0	20,000	-20,000	-20,000	0	0	
20,000	-20,000	-20,000	0	0	20,000	-20,000	-20,000	0	0	
3,500	0	0	3,500	3,500	3,500	0	0	3,500	3,500	
20,000	-20,000	-20,000	0	0	20,000	-20,000	-20,000	0	0	

$18,370 per DPW

$18,370 per DPW

DPW-DPW	DPW	DPW	DPW-GEOGINFOSYS	207957	10040	10036178	0006	10002	486560	16,500	
DPW-DPW	DPW	DPW	DPW-GEOGINFOSYS	207957	10040	10036179	0007	10002	486560	20,000	
DPW-DPW	DPW	DPW	DPW-STREETCLEANING	207956	10040	10036179	0005	10002	486560	39,656	
DPW-DPW	DPW	DPW	DPW-STREETREPAIR	207951	10040	10036175	0003	10002	486560	7,500	
DPW-DPW	DPW	DPW	DPW-STREETREPAIR	207951	10040	10036178	0004	10002	486560	23,510	
DPW-DPW	DPW	DPW	DPW-STUSEMAPPING	207957	10040	10036179	0006	10002	486560	10,986	
DPW-DPW	DPW	DPW	DPW-URBANFORESTRY	207959	10040	10036179	0003	10002	486560	400,000	
DPW-DPW	UNA	DPW	UNALLOCATED	207950	10040	10016163	0002	10002	486990	28,016,600	29
DPW-DPW	UNA	DPW	UNALLOCATED	207951	10040	10016163	0002	10002	486990	23,399,858	27
DPW-DPW	UNA	DPW	UNALLOCATED	207954	10040	10016163	0002	10002	486990	31,653,754	38
DPW-DPW	UNA	DPW	UNALLOCATED	207956	10040	10016163	0002	10002	486990	3,591,427	6
DPW-DPW	UNA	DPW	UNALLOCATED	207957	10040	10016163	0002	10002	486990	18,976,164	21
DPW-DPW	UNA	DPW	UNALLOCATED	207958	10040	10016163	0002	10002	486990	0	
DPW-DPW	UNA	DPW	UNALLOCATED	207959	10040	10016163	0002	10002	486990	9,627,121	10
DPW-DPW	UNA	DPW	UNALLOCATED	232636	10040	10016163	0002	10002	486990	282,867	
DPW-DPW	DPW	DPW	DPW-ARCHITECTURE	207951	10000	10034422	0001	20676	581066	-4,500	
DPW-DPW	DPW	DPW	DPW-BLDGREPAIR	207729	13920	10029981	0001	20677	581067	-50,000	
DPW-DPW	DPW	DPW	DPW-BLDGREPAIR	207950	13920	10029981	0002	20675	581067	-100,000	-
DPW-DPW	DPW	DPW	DPW-BLDGREPAIR	207954	13920	10029981	0002	20678	581067	-100,000	-
DPW-DPW	DPW	DPW	DPW-BLDGREPAIR	207956	10000	10034422	0001	20680	581067	-165,845	-
DPW-DPW	DPW	DPW	DPW-BLDGREPAIR	207956	12769	10034422	0001	20680	581067	-99,398	
DPW-DPW	DPW	DPW	DPW-BLDGREPAIR	207956	13920	10029981	0002	20680	581067	-106,698	-
DPW-DPW	DPW	DPW	DPW-BLDGREPAIR	207957	13920	10029981	0002	20682	581067	-34,700	
DPW-DPW	DPW	DPW	DPW-BLDGREPAIR	207959	12769	10034422	0001	20681	581067	-45,304	
DPW-DPW	DPW	DPW	DPW-BLDGREPAIR	207959	13920	10029981	0002	20681	581067	-41,816	
DPW-DPW	DPW	DPW	DPW-BLDGREPAIR	207959	13985	10034422	0001	20681	581067	-15,000	
DPW-DPW	DPW	DPW	DPW-STREETCLEANING	207951	13920	10029981	0002	20676	581068	-39,656	
DPW-DPW	DPW	DPW	DPW-STUSEMAPPING	207951	13920	10029981	0002	20676	581069	-10,986	
DPW-DPW	DPW	DPW	DPW-ENGINEERING	207950	13920	10029981	0002	20675	581071	-20,000	
DPW-DPW	DPW	DPW	DPW-GEOGINFOSYS	207950	13920	10029981	0002	20675	581072	-20,000	
DPW-DPW	DPW	DPW	DPW-GEOGINFOSYS	207951	13920	10029981	0002	20676	581072	-20,000	
DPW-DPW	DPW	DPW	DPW-GEOGINFOSYS	207954	13920	10029981	0002	20678	581072	-20,000	
DPW-DPW	DPW	DPW	DPW-GEOGINFOSYS	207956	13920	10029981	0002	20680	581072	-16,500	

16,500	0	0	16,500	16,500	16,500	0	0	16,500	16,500
20,000	-20,000	-20,000	0	0	20,000	-20,000	-20,000	0	0
39,656	0	0	39,656	39,656	39,656	0	0	39,656	39,656
7,500	0	0	7,500	7,500	7,500	0	0	7,500	7,500
23,510	0	0	23,510	23,510	23,510	0	0	23,510	23,510
10,986	-10,986	-10,986	0	0	10,986	-10,986	-10,986	0	0
400,000	0	0	400,000	400,000	400,000	0	0	400,000	400,000
,956,264	0	0	29,956,264	29,956,264	29,956,264	0	0	29,956,264	29,956,264
,714,213	658,025	658,025	28,372,238	28,372,238	27,714,213	1,801,300	1,801,300	29,515,513	29,515,513
,885,616	0	0	38,885,616	38,885,616	38,885,616	4,407,474	4,407,474	43,293,090	43,293,090
,260,995	6,379,171	6,379,171	12,640,166	12,640,166	6,260,995	10,690,755	10,690,755	16,951,750	16,951,750
,633,945	0	0	21,633,945	21,633,945	21,633,945	684,601	684,601	22,318,546	22,318,546
0	0	0	0	0	0	0	0	0	0
,129,418	5,388,111	5,388,111	15,517,529	15,517,529	10,129,418	4,044,698	4,044,698	14,174,116	14,174,116
342,368	0	0	342,368	342,368	342,368	0	0	342,368	342,368
-4,500	0	0	-4,500	-4,500	-4,500	0	0	-4,500	-4,500
-50,000	0	0	-50,000	-50,000	-50,000	0	0	-50,000	-50,000
-100,000	0	0	-100,000	-100,000	-100,000	0	0	-100,000	-100,000
-100,000	75,000	75,000	-25,000	-25,000	-100,000	75,000	75,000	-25,000	-25,000
-165,845	0	0	-165,845	-165,845	-165,845	0	0	-165,845	-165,845
-99,398	0	0	-99,398	-99,398	-99,398	0	0	-99,398	-99,398
-106,698	0	0	-106,698	-106,698	-106,698	0	0	-106,698	-106,698
-34,700	0	0	-34,700	-34,700	-34,700	0	0	-34,700	-34,700
-45,304	0	0	-45,304	-45,304	-45,304	0	0	-45,304	-45,304
-41,816	0	0	-41,816	-41,816	-41,816	0	0	-41,816	-41,816
-15,000	0	0	-15,000	-15,000	-15,000	0	0	-15,000	-15,000
-39,656	0	0	-39,656	-39,656	-39,656	0	0	-39,656	-39,656
-10,986	10,986	10,986	0	0	-10,986	10,986	10,986	0	0
-20,000	20,000	20,000	0	0	-20,000	20,000	20,000	0	0
-20,000	20,000	20,000	0	0	-20,000	20,000	20,000	0	0
-20,000	20,000	20,000	0	0	-20,000	20,000	20,000	0	0
-20,000	20,000	20,000	0	0	-20,000	20,000	20,000	0	0
-16,500	0	0	-16,500	-16,500	-16,500	0	0	-16,500	-16,500

DPW-DPW	DPW	DPW	DPW-GEOGINFOSYS	207959	13920	10029981	0002	20681	581072	-3,500	
DPW-DPW	DPW	DPW	DPW-STREETREPAIR	207956	12769	10034422	0001	20680	581078	-23,510	
DPW-DPW	DPW	DPW	DPW-STREETREPAIR	207959	12769	10034422	0001	20681	581078	-7,500	
DPW-DPW	DPW	DPW	DPW-URBANFORESTRY	207951	12789	10034422	0001	20676	581081	-400,000	
DPW-ENV	DPW	ENV	ENV	229994	12200	10026725	0001	10000	486560	35,229	
DPW-ENV	DPW	ENV	ENV	229994	12200	10026725	0730	10000	486560	0	
DPW-ENV	DPW	ENV	ENV	229994	12200	10026725	0800	10000	486560	0	
DPW-ENV	DPW	ENV	ENV	229994	12200	10026726	0001	10000	486560	32,000	
DPW-ENV	DPW	ENV	ENV	229994	12200	10026726	0540	10000	486560	0	
DPW-ENV	DPW	ENV	ENV	229994	12210	10026725	1000	22723	486560	0	
DPW-ENV	DPW	ENV	ENV	229994	12210	10041135	0001	22723	486560	2,528,474	2
DPW-ENV	DPW	ENV	ENV	207956	10000	10034422	0001	20680	581370	0	
DPW-ENV	DPW	ENV	ENV	207956	10000	10034422	0033	20680	581370	-2,528,474	-2
DPW-ENV	DPW	ENV	ENV	207959	13920	10029981	0002	20681	581370	-35,229	
DPW-ENV	DPW	ENV	ENV	207959	13985	10034422	0001	20681	581370	-32,000	
DPW-HRD	DPW	HRD	HRD-DRUGTESTING	232025	10060	10026742	0001	10002	486560	0	
DPW-HRD	DPW	HRD	HRD-WORKFORCEDEVELOPME	232025	10060	10026742	0001	10002	486560	0	
DPW-HRD	DPW	HRD	HRD-WORKFORCEDEVELOPME	232029	10060	10026743	0001	10002	486560	25,000	
DPW-HRD	DPW	HRD	HRD-WORKFORCEDEVELOPME	207950	13920	10029981	0002	20675	581450	-10,000	
DPW-HRD	DPW	HRD	HRD-WORKFORCEDEVELOPME	207950	13920	10029981	0005	20675	581450	0	
DPW-HRD	DPW	HRD	HRD-WORKFORCEDEVELOPME	207951	13920	10029981	0005	20676	581450	0	
DPW-HRD	DPW	HRD	HRD-WORKFORCEDEVELOPME	207954	13920	10029981	0002	20678	581450	-10,000	
DPW-HRD	DPW	HRD	HRD-WORKFORCEDEVELOPME	207954	13920	10029981	0005	20678	581450	0	
DPW-HRD	DPW	HRD	HRD-WORKFORCEDEVELOPME	207956	13920	10029981	0005	20680	581450	0	
DPW-HRD	DPW	HRD	HRD-WORKFORCEDEVELOPME	207957	13920	10029981	0002	20682	581450	-1,000	
DPW-HRD	DPW	HRD	HRD-WORKFORCEDEVELOPME	207957	13920	10029981	0005	20682	581450	0	
DPW-HRD	DPW	HRD	HRD-WORKFORCEDEVELOPME	207959	13920	10029981	0005	20681	581450	0	
DPW-HRD	DPW	HRD	HRD-WORKFORCEDEVELOPME	232636	13920	10029981	0002	20677	581450	-4,000	
DPW-HRD	DPW	HRD	HRD-WORKFORCEDEVELOPME	232636	13920	10029981	0005	20677	581450	0	
DPW-HRD	DPW	HRD	HRD-DRUGTESTING	207951	13920	10029981	0002	20676	581490	0	
DPW-HRD	DPW	HRD	HRD-DRUGTESTING	207956	13920	10029981	0002	20680	581490	0	
DPW-HRD	DPW	HRD	HRD-DRUGTESTING	207959	13920	10029981	0002	20681	581490	0	
DPW-MTA	DPW	MTA	MTA-MUNIRAILWAY	207901	22260	10001724	0002	10000	486560	40,000	

-3,500	0	0	-3,500	-3,500	-3,500	0	0	-3,500	-3,500	
-23,510	0	0	-23,510	-23,510	-23,510	0	0	-23,510	-23,510	
-7,500	0	0	-7,500	-7,500	-7,500	0	0	-7,500	-7,500	
-400,000	0	0	-400,000	-400,000	-400,000	0	0	-400,000	-400,000	
35,229	0	-35,229	35,229	0	35,229	0	-35,229	35,229	0	
0	0	36,000	0	36,000	0	0	36,000	0	36,000	
0	0	183,407	0	183,407	0	0	185,407	0	185,407	
32,000	0	-32,000	32,000	0	32,000	0	-32,000	32,000	0	
0	0	52,271	0	52,271	0	0	53,839	0	53,839	
0	0	2,149,203	0	2,149,203	0	0	2,149,203	0	2,149,203	
,528,474	-379,271	-2,528,474	2,149,203	0	2,528,474	-379,271	-2,528,474	2,149,203	0	
0	0	0	0	0	0	0	0	0	0	
,528,474	379,271	0	-2,149,203	-2,528,474	-2,528,474	379,271	0	-2,149,203	-2,528,474	
-35,229	0	0	-35,229	-35,229	-35,229	0	0	-35,229	-35,229	
-32,000	0	0	-32,000	-32,000	-32,000	0	0	-32,000	-32,000	
0	0	0	0	0	0	0	0	0	0	
0	0	0	0	0	0	0	0	0	0	
25,000	10,000	10,000	35,000	35,000	25,000	10,000	10,000	35,000	35,000	Increase
-10,000	10,000	10,000	0	0	-10,000	10,000	10,000	0	0	
0	-10,000	-10,000	-10,000	-10,000	0	-10,000	-10,000	-10,000	-10,000	
0	-5,000	-5,000	-5,000	-5,000	0	-5,000	-5,000	-5,000	-5,000	
-10,000	10,000	10,000	0	0	-10,000	10,000	10,000	0	0	
0	-5,000	-5,000	-5,000	-5,000	0	-5,000	-5,000	-5,000	-5,000	
0	-5,000	-5,000	-5,000	-5,000	0	-5,000	-5,000	-5,000	-5,000	
-1,000	1,000	1,000	0	0	-1,000	1,000	1,000	0	0	
0	-1,000	-1,000	-1,000	-1,000	0	-1,000	-1,000	-1,000	-1,000	
0	-5,000	-5,000	-5,000	-5,000	0	-5,000	-5,000	-5,000	-5,000	
-4,000	4,000	4,000	0	0	-4,000	4,000	4,000	0	0	
0	-4,000	-4,000	-4,000	-4,000	0	-4,000	-4,000	-4,000	-4,000	
0	0	0	0	0	0	0	0	0	0	
0	0	0	0	0	0	0	0	0	0	
0	0	0	0	0	0	0	0	0	0	
40,000	0	0	40,000	40,000	40,000	0	0	40,000	40,000	

e per DPW's request

DPW-MTA	DPW	MTA	MTA-PRKG+TRAFFIC	208656	22870	10001723	0001	10000	486560	5,000	
DPW-MTA	DPW	MTA	MTA-MUNIRAILWAY	207959	13985	10034422	0001	20681	581680	-40,000	
DPW-MTA	DPW	MTA	MTA-PRKG+TRAFFIC	207956	12769	10034422	0001	20680	581770	-5,000	
DPW-POL	DPW	POL	POL-SECURITY	232092	10060	10001897	0003	10002	486560	60,000	
DPW-POL	DPW	POL	POL-SECURITY	207956	10000	10034422	0001	20680	581830	-60,000	
DPW-PUC	DPW	PUC	PUC-CLEANWATER	292657	20210	10030001	0005	10002	486560	131,600	
DPW-PUC	DPW	PUC	PUC-UEB	276641	27180	10026778	0006	10000	486560	0	
DPW-PUC	DPW	PUC	PUC-UEB	207950	13920	10029981	0002	20675	581013	0	
DPW-PUC	DPW	PUC	PUC-CLEANWATER	207956	10000	10034422	0001	20680	581077	-101,600	.
DPW-PUC	DPW	PUC	PUC-CLEANWATER	207956	10000	10034422	0026	20680	581077	-30,000	
DPW-SHF	DPW	SHF	SHF	232331	10000	10001938	0001	10000	486560	35,000	
DPW-SHF	DPW	SHF	SHF	207956	10000	10034422	0001	20680	581930	-35,000	
DPW-TIS	DPW	TIS	TIS-CITYWIDECLOUD	207921	28070	10024810	1185	17608	486560	106,917	
DPW-TIS	DPW	TIS	TIS-TECHPROJ	207921	28070	10024810	0110	17608	486560	104,487	
DPW-TIS	DPW	TIS	TIS-TECHPROJ	207921	28070	10024810	1023	17608	486560	0	
DPW-TIS	DPW	TIS	TIS-TECHPROJ	207921	28070	10024810	1029	17608	486560	0	
DPW-TIS	DPW	TIS	TIS-TECHPROJ	207950	13920	10029981	0002	20675	581140	-15,000	
DPW-TIS	DPW	TIS	TIS-TECHPROJ	207954	13920	10029981	0002	20678	581140	-15,000	
DPW-TIS	DPW	TIS	TIS-TECHPROJ	232636	13920	10029981	0001	20677	581140	-74,487	
DPW-TIS	DPW	TIS	TIS-CITYWIDECLOUD	232636	13920	10029981	0001	20677	581142	-106,917	.
ECN-DPW	ECN	DPW	DPW-CONSTRUCTIONMGMT	207954	10040	10036132	0002	10002	486100	842,428	
ECN-DPW	ECN	DPW	DPW-GENADMIN	207954	10040	10036132	0002	10002	486100	4,709,880	4
ECN-DPW	ECN	DPW	DPW-GENADMIN	207770	10010	10022540	0001	16658	581073	-4,709,880	-4
ECN-DPW	ECN	DPW	DPW-CONSTRUCTIONMGMT	207770	10010	10022540	0001	16658	581075	-842,428	.
ENV-DPW	ENV	DPW	DPW-STREETCLEANING	207956	10000	10031280	0001	20680	486320	3,314,135	3
ENV-DPW	ENV	DPW	DPW-STUSEMAPPING	207957	10000	10034422	0001	20682	486320	185,407	
ENV-DPW	ENV	DPW	DPW-STUSEMAPPING	207957	10040	10041479	0002	10002	486320	16,000	
ENV-DPW	ENV	DPW	DPW-STREETCLEANING	229994	13850	10026725	0001	10000	581068	-3,314,135	-3
ENV-DPW	ENV	DPW	DPW-STUSEMAPPING	229994	12210	10035718	0001	22131	581069	-185,407	.
ENV-DPW	ENV	DPW	DPW-STUSEMAPPING	229994	12210	10035718	0800	22131	581069	0	
ENV-DPW	ENV	DPW	DPW-STUSEMAPPING	229994	13990	10026725	0010	10000	581069	-16,000	
ENV-DPW	ENV	DPW	DPW-STUSEMAPPING	229994	13990	10026725	0800	10000	581069	0	
FIR-DPW	FIR	DPW	DPW-BLDGREPAIR	207951	10040	10036136	0002	10002	486340	180,744	

5,000	0	0	5,000	5,000	5,000	0	0	5,000	5,000	
-40,000	0	0	-40,000	-40,000	-40,000	0	0	-40,000	-40,000	
-5,000	0	0	-5,000	-5,000	-5,000	0	0	-5,000	-5,000	
60,000	0	0	60,000	60,000	60,000	0	0	60,000	60,000	
-60,000	0	0	-60,000	-60,000	-60,000	0	0	-60,000	-60,000	
131,600	0	0	131,600	131,600	131,600	0	0	131,600	131,600	
0	0	0	0	0	0	0	0	0	0	
0	0	0	0	0	0	0	0	0	0	
-101,600	0	0	-101,600	-101,600	-101,600	0	0	-101,600	-101,600	
-30,000	0	0	-30,000	-30,000	-30,000	0	0	-30,000	-30,000	
35,000	0	0	35,000	35,000	35,000	0	0	35,000	35,000	
-35,000	0	0	-35,000	-35,000	-35,000	0	0	-35,000	-35,000	
106,917	0	0	106,917	106,917	106,917	0	0	106,917	106,917	
104,487	-9,746	-9,746	94,741	94,741	104,487	-9,746	-9,746	94,741	94,741	
0	9,000	9,000	9,000	9,000	0	9,000	9,000	9,000	9,000	
0	746	746	746	746	0	746	746	746	746	
-15,000	0	0	-15,000	-15,000	-15,000	0	0	-15,000	-15,000	
-15,000	0	0	-15,000	-15,000	-15,000	0	0	-15,000	-15,000	
-74,487	0	0	-74,487	-74,487	-74,487	0	0	-74,487	-74,487	
-106,917	0	0	-106,917	-106,917	-106,917	0	0	-106,917	-106,917	
842,428	0	0	842,428	842,428	842,428	0	0	842,428	842,428	
,709,880	0	0	4,709,880	4,709,880	4,709,880	0	0	4,709,880	4,709,880	
,709,880	0	0	-4,709,880	-4,709,880	-4,709,880	0	0	-4,709,880	-4,709,880	
-842,428	0	0	-842,428	-842,428	-842,428	0	0	-842,428	-842,428	
,309,246	0	0	3,309,246	3,309,246	3,309,246	0	0	3,309,246	3,309,246	
185,407	0	0	185,407	185,407	185,407	0	0	185,407	185,407	
16,000	0	0	16,000	16,000	16,000	0	0	16,000	16,000	
,309,246	0	0	-3,309,246	-3,309,246	-3,309,246	0	0	-3,309,246	-3,309,246	
-185,407	185,407	0	0	-185,407	-185,407	185,407	0	0	-185,407	Changing Activity
0	-185,407	0	-185,407	0	0	-185,407	0	-185,407	0	Changing Activity
-16,000	16,000	0	0	-16,000	-16,000	16,000	0	0	-16,000	Changing Activity
0	-16,000	0	-16,000	0	0	-16,000	0	-16,000	0	Changing Activity
180,744	0	0	180,744	180,744	180,744	6,326	6,326	187,070	187,070	

FIR-DPW	FIR	DPW	DPW-BLDGREPAIR	207951	10040	10036136	0003	10002	486340	26,940	
FIR-DPW	FIR	DPW	DPW-BLDGREPAIR	130652	10000	10001964	0001	10000	581067	-26,940	
FIR-DPW	FIR	DPW	DPW-BLDGREPAIR	130653	10000	10001968	0001	10000	581067	-180,744	.
HOM-DPW	HOM	DPW	DPW-BLDGREPAIR	207951	10040	10036137	0002	10002	486195	22,174	
HOM-DPW	HOM	DPW	DPW-STREETCLEANING	207956	10040	10036137	0003	10002	486195	142,590	
HOM-DPW	HOM	DPW	DPW-BLDGREPAIR	203646	10000	10037475	0001	10000	581067	-22,174	
HOM-DPW	HOM	DPW	DPW-STREETCLEANING	203645	10000	10026736	0001	10000	581068	-142,590	.
HSA-DPW	HSA	DPW	DPW-BLDGREPAIR	207951	10040	10036140	0002	10002	486690	350,000	
HSA-DPW	HSA	DPW	DPW-STREETCLEANING	207956	10040	10036140	0003	10002	486690	51,363	
HSA-DPW	HSA	DPW	DPW-URBANFORESTRY	207959	10040	10016163	0002	10002	486690	15,000	
HSA-DPW	HSA	DPW	DPW-BLDGREPAIR	149664	10000	10001700	0001	10000	581067	-50,000	
HSA-DPW	HSA	DPW	DPW-BLDGREPAIR	149664	10000	10037902	0099	10000	581067	-300,000	.
HSA-DPW	HSA	DPW	DPW-STREETCLEANING	149664	10000	10001700	0001	10000	581068	-51,363	
HSA-DPW	HSA	DPW	DPW-URBANFORESTRY	149664	10000	10001700	0001	10000	581081	-15,000	
LIB-DPW	LIB	DPW	DPW-ARCHITECTURE	207950	10040	10036143	0002	10002	486430	103,500	
LIB-DPW	LIB	DPW	DPW-BLDGREPAIR	207951	10040	10036143	0003	10002	486430	1,607,823	1
LIB-DPW	LIB	DPW	DPW-STREETCLEANING	207956	10040	10036143	0004	10002	486430	258,192	
LIB-DPW	LIB	DPW	DPW-ARCHITECTURE	232048	13140	10026753	0001	10000	581066	-103,500	.
LIB-DPW	LIB	DPW	DPW-BLDGREPAIR	232048	13140	10026753	0001	10000	581067	-1,607,823	-1
LIB-DPW	LIB	DPW	DPW-STREETCLEANING	232048	13140	10026753	0001	10000	581068	-258,192	.
MTA-DPW	MTA	DPW	DPW-ARCHITECTURE	207950	10040	10036145	0008	10002	486460	344,258	
MTA-DPW	MTA	DPW	DPW-ARCHITECTURE	207950	10040	10036145	0020	10002	486460	0	
MTA-DPW	MTA	DPW	DPW-BLDGREPAIR	207951	10040	10036145	0012	10002	486460	0	
MTA-DPW	MTA	DPW	DPW-BLDGREPAIR	207951	10040	10036145	0015	10002	486460	725,445	
MTA-DPW	MTA	DPW	DPW-BLDGREPAIR	207951	10040	10036145	0017	10002	486460	12,722	
MTA-DPW	MTA	DPW	DPW-GENADMIN	232636	10040	10036145	0001	10002	486460	47,227	
MTA-DPW	MTA	DPW	DPW-STREETCLEANING	207956	10040	10036145	0002	10002	486460	622,816	
MTA-DPW	MTA	DPW	DPW-STREETCLEANING	207956	10040	10036145	0014	10002	486460	574,519	
MTA-DPW	MTA	DPW	DPW-STREETREPAIR	207951	10040	10036145	0016	10002	486460	206,554	
MTA-DPW	MTA	DPW	DPW-STUSEMAPPING	207957	10040	10036145	0018	10002	486460	40,163	

27,883	0	0	27,883	27,883	27,883	976	976	28,859	28,859	
-27,883	0	0	-27,883	-27,883	-27,883	-976	-976	-28,859	-28,859	
-180,744	0	0	-180,744	-180,744	-180,744	-6,326	-6,326	-187,070	-187,070	
22,174	0	0	22,174	22,174	22,174	776	776	22,950	22,950	
142,590	0	0	142,590	142,590	142,590	4,991	4,991	147,581	147,581	
-22,174	0	0	-22,174	-22,174	-22,174	-776	-776	-22,950	-22,950	
-142,590	0	0	-142,590	-142,590	-142,590	-4,991	-4,991	-147,581	-147,581	
350,000	-50,000	-50,000	300,000	300,000	350,000	-50,000	-50,000	300,000	300,000	
53,161	0	0	53,161	53,161	53,161	1,861	1,861	55,022	55,022	
15,000	0	0	15,000	15,000	15,000	525	525	15,525	15,525	
-50,000	50,000	50,000	0	0	-50,000	50,000	50,000	0	0	
-300,000	0	0	-300,000	-300,000	-300,000	0	0	-300,000	-300,000	
-53,161	0	0	-53,161	-53,161	-53,161	-1,861	-1,861	-55,022	-55,022	
-15,000	0	0	-15,000	-15,000	-15,000	-525	-525	-15,525	-15,525	
107,123	0	0	107,123	107,123	107,123	3,749	3,749	110,872	110,872	3.5% CPI adjustment in FY27
,533,687	-217,152	-217,152	1,316,535	1,316,535	1,533,687	-171,073	-171,073	1,362,614	1,362,614	Reallocate $217,152 to FAST team work order. 3.5% CPI adjustment in FY27.
267,229	0	0	267,229	267,229	267,229	9,353	9,353	276,582	276,582	BDC Project Management
-107,123	0	0	-107,123	-107,123	-107,123	-3,749	-3,749	-110,872	-110,872	3.5% CPI adjustment in FY27
,533,687	217,152	217,152	-1,316,535	-1,316,535	-1,533,687	171,073	171,073	-1,362,614	-1,362,614	Reallocate $217,152 to FAST team work order. 3.5% CPI adjustment in FY27.
-267,229	0	0	-267,229	-267,229	-267,229	-9,353	-9,353	-276,582	-276,582	BDC Project Management
356,307	0	0	356,307	356,307	356,307	12,470	12,470	368,777	368,777	CPI increase
0	0	0	0	0	0	0	0	0	0	
0	42,938	42,938	42,938	42,938	0	44,441	44,441	44,441	44,441	
750,836	0	0	750,836	750,836	750,836	26,279	26,279	777,115	777,115	Reallocating from 581068 to 581067 per MTA PM
13,168	-1	-1	13,167	13,167	13,168	460	460	13,628	13,628	
48,880	-48,880	-48,880	0	0	48,880	-48,880	-48,880	0	0	
653,957	-9,342	-9,342	644,615	644,615	653,957	13,219	13,219	667,176	667,176	
594,627	-481,360	-481,360	113,267	113,267	594,627	-477,396	-477,396	117,231	117,231	
213,783	0	0	213,783	213,783	213,783	7,483	7,483	221,266	221,266	CPI increase
41,569	0	0	41,569	41,569	41,569	1,455	1,455	43,024	43,024	

MTA-DPW	MTA	DPW	DPW-URBANFORESTRY	207959	10040	10036145	0012	10002	486460	0
MTA-DPW	MTA	DPW	DPW-URBANFORESTRY	207959	10040	10036145	0013	10002	486460	83,154
MTA-DPW	MTA	DPW	DPW-BLDGREPAIR	207951	10040	10036145	0003	10002	486520	50,347
MTA-DPW	MTA	DPW	DPW-BLDGREPAIR	207951	10040	10036145	0005	10002	486520	97,293
MTA-DPW	MTA	DPW	DPW-BLDGREPAIR	207951	10040	10036145	0021	10002	486520	85,274
MTA-DPW	MTA	DPW	DPW-STREETCLEANING	207956	10000	10031279	0001	20680	486520	516,618
MTA-DPW	MTA	DPW	DPW-STREETCLEANING	207956	10000	10039025	0001	20680	486520	78,000
MTA-DPW	MTA	DPW	DPW-STREETCLEANING	207956	10040	10036145	0012	10002	486520	109,437
MTA-DPW	MTA	DPW	DPW-STREETCLEANING	207956	10040	10036145	0052	10002	486520	336,830
MTA-DPW	MTA	DPW	DPW-STREETREPAIR	207951	10040	10036145	0004	10002	486520	5,543
MTA-DPW	MTA	DPW	DPW-STREETREPAIR	207951	10040	10036145	0007	10002	486520	27,718
MTA-DPW	MTA	DPW	DPW-STUSEMAPPING	207957	10000	10034422	0001	20682	486520	240,690
MTA-DPW	MTA	DPW	DPW-URBANFORESTRY	207959	10040	10036145	0006	10002	486520	40,947
MTA-DPW	MTA	DPW	DPW-URBANFORESTRY	207959	10040	10036145	0019	10002	486520	813,888
MTA-DPW	MTA	DPW	DPW-ARCHITECTURE	138725	22260	10001719	0023	10000	581066	-344,258
MTA-DPW	MTA	DPW	DPW-ARCHITECTURE	207890	22305	10001724	0009	10000	581066	0
MTA-DPW	MTA	DPW	DPW-BLDGREPAIR	138725	22260	10001719	0023	10000	581067	-725,445
MTA-DPW	MTA	DPW	DPW-BLDGREPAIR	138746	22870	10001723	0001	10000	581067	-50,347
MTA-DPW	MTA	DPW	DPW-BLDGREPAIR	165646	22870	10001723	0001	10000	581067	-97,293
MTA-DPW	MTA	DPW	DPW-BLDGREPAIR	207856	22260	10001724	0016	10000	581067	-12,722
MTA-DPW	MTA	DPW	DPW-BLDGREPAIR	207964	22870	10022175	0001	10000	581067	-85,274
MTA-DPW	MTA	DPW	DPW-STREETCLEANING	138725	22260	10001719	0023	10000	581068	-622,816
MTA-DPW	MTA	DPW	DPW-STREETCLEANING	165646	22870	10001723	0001	10000	581068	-336,830
MTA-DPW	MTA	DPW	DPW-STREETCLEANING	207799	22870	10001723	0001	10000	581068	-291,661
MTA-DPW	MTA	DPW	DPW-STREETCLEANING	207801	22870	10001723	0001	10000	581068	-109,437
MTA-DPW	MTA	DPW	DPW-STREETCLEANING	207813	22870	10001725	0001	10000	581068	-574,519
MTA-DPW	MTA	DPW	DPW-STREETCLEANING	207964	22870	10022175	0001	10000	581068	-78,000
MTA-DPW	MTA	DPW	DPW-STREETCLEANING	208657	22265	10001719	0023	10000	581068	-224,957
MTA-DPW	MTA	DPW	DPW-STREETCLEANING	210830	22260	10001719	0023	10000	581068	0
MTA-DPW	MTA	DPW	DPW-STUSEMAPPING	207799	22870	10001723	0001	10000	581069	-240,690
MTA-DPW	MTA	DPW	DPW-STUSEMAPPING	207856	22260	10001724	0016	10000	581069	-40,163

0	81,698	81,698	81,698	81,698	0	84,557	84,557	84,557	84,557	
86,064	0	0	86,064	86,064	86,064	3,012	3,012	89,076	89,076	
52,109	0	0	52,109	52,109	52,109	1,824	1,824	53,933	53,933	
100,699	-100,699	-100,699	0	0	100,699	-100,699	-100,699	0	0	Reduction due to discontinuance of Service per PM
88,258	0	0	88,258	88,258	88,258	3,089	3,089	91,347	91,347	
516,618	18,081	18,081	534,699	534,699	516,618	36,797	36,797	553,415	553,415	
80,730	0	0	80,730	80,730	80,730	2,826	2,826	83,556	83,556	
113,267	356,724	356,724	469,991	469,991	113,267	373,174	373,174	486,441	486,441	
0	0	0	0	0	0	0	0	0	0	
5,737	0	0	5,737	5,737	5,737	201	201	5,938	5,938	CPI increase
28,688	0	0	28,688	28,688	28,688	1,005	1,005	29,693	29,693	CPI increase
240,690	8,424	8,424	249,114	249,114	240,690	17,143	17,143	257,833	257,833	
42,380	0	0	42,380	42,380	42,380	1,483	1,483	43,863	43,863	
854,583	-12,209	-12,209	842,374	842,374	854,583	17,274	17,274	871,857	871,857	
-356,307	0	0	-356,307	-356,307	-356,307	-12,470	-12,470	-368,777	-368,777	CPI increase
0	0	0	0	0	0	0	0	0	0	
-750,836	0	0	-750,836	-750,836	-750,836	-26,279	-26,279	-777,115	-777,115	
-52,109	0	0	-52,109	-52,109	-52,109	-1,824	-1,824	-53,933	-53,933	
-100,699	100,699	100,699	0	0	-100,699	100,699	100,699	0	0	
-13,168	1	1	-13,167	-13,167	-13,168	-460	-460	-13,628	-13,628	
-88,258	-42,938	-42,938	-131,196	-131,196	-88,258	-47,530	-47,530	-135,788	-135,788	
-653,957	9,342	9,342	-644,615	-644,615	-653,957	-13,219	-13,219	-667,176	-667,176	
0	0	0	0	0	0	0	0	0	0	
-291,661	-10,208	-10,208	-301,869	-301,869	-291,661	-20,774	-20,774	-312,435	-312,435	
-113,267	0	0	-113,267	-113,267	-113,267	-3,964	-3,964	-117,231	-117,231	
-594,627	124,636	124,636	-469,991	-469,991	-594,627	108,186	108,186	-486,441	-486,441	
-80,730	0	0	-80,730	-80,730	-80,730	-2,826	-2,826	-83,556	-83,556	
-224,957	-7,873	-7,873	-232,830	-232,830	-224,957	-16,023	-16,023	-240,980	-240,980	
0	0	0	0	0	0	0	0	0	0	
-240,690	-8,424	-8,424	-249,114	-249,114	-240,690	-17,143	-17,143	-257,833	-257,833	
-41,569	0	0	-41,569	-41,569	-41,569	-1,455	-1,455	-43,024	-43,024	

MTA-DPW	MTA	DPW	DPW-GENADMIN	208657	22265	10001719	0023	10000	581073		-47,227	
MTA-DPW	MTA	DPW	DPW-STREETREPAIR	138746	22870	10001723	0001	10000	581078		-5,543	
MTA-DPW	MTA	DPW	DPW-STREETREPAIR	165646	22870	10001723	0001	10000	581078		-27,718	
MTA-DPW	MTA	DPW	DPW-STREETREPAIR	207852	22260	10001724	0016	10000	581078		-206,554	-
MTA-DPW	MTA	DPW	DPW-URBANFORESTRY	165646	22870	10001723	0001	10000	581081		-40,947	
MTA-DPW	MTA	DPW	DPW-URBANFORESTRY	175656	22870	10001728	0001	10000	581081		-83,154	
MTA-DPW	MTA	DPW	DPW-URBANFORESTRY	207813	22870	10001725	0001	10000	581081		0	
MTA-DPW	MTA	DPW	DPW-URBANFORESTRY	207856	22260	10001724	0016	10000	581081		-813,888	-
POL-DPW	POL	DPW	DPW-BLDGREPAIR	207951	10040	10036148	0002	10002	486500		1,265,350	1
POL-DPW	POL	DPW	DPW-URBANFORESTRY	207959	10040	10036148	0003	10002	486500		161,525	
POL-DPW	POL	DPW	DPW-BLDGREPAIR	232087	10000	10001911	0002	10000	581067		-1,265,350	-1
POL-DPW	POL	DPW	DPW-URBANFORESTRY	232087	10000	10001911	0002	10000	581081		-161,525	-
PRT-DPW	PRT	DPW	DPW-BLDGREPAIR	207951	10040	10036149	0003	10002	486530		24,392	
PRT-DPW	PRT	DPW	DPW-ENGINEERING	207954	10040	10016163	0002	10002	486530		40,600	
PRT-DPW	PRT	DPW	DPW-STREETCLEANING	207956	10000	10034422	0001	20680	486530		221,744	
PRT-DPW	PRT	DPW	DPW-STREETREPAIR	207951	10040	10036149	0004	10002	486530		51,666	
PRT-DPW	PRT	DPW	DPW-URBANFORESTRY	207959	10040	10036149	0005	10002	486530		16,742	
PRT-DPW	PRT	DPW	DPW-BLDGREPAIR	109762	23680	10026769	0001	10000	581067		0	
PRT-DPW	PRT	DPW	DPW-BLDGREPAIR	109762	23680	10026769	0001	10000	581067	10268	-24,392	
PRT-DPW	PRT	DPW	DPW-STREETCLEANING	109762	23680	10026769	0001	10000	581068		0	
PRT-DPW	PRT	DPW	DPW-STREETCLEANING	109762	23680	10026769	0001	10000	581068	10268	-221,744	-
PRT-DPW	PRT	DPW	DPW-ENGINEERING	109792	23680	10026771	0001	10000	581071	10265	0	
PRT-DPW	PRT	DPW	DPW-ENGINEERING	109792	23680	10032132	0001	10000	581071	10265	-40,600	
PRT-DPW	PRT	DPW	DPW-GENADMIN	109792	23680	10032132	0001	10000	581073	10265	0	
PRT-DPW	PRT	DPW	DPW-STREETREPAIR	109762	23680	10026769	0001	10000	581078		0	
PRT-DPW	PRT	DPW	DPW-STREETREPAIR	109762	23680	10026769	0001	10000	581078	10268	-51,666	
PRT-DPW	PRT	DPW	DPW-URBANFORESTRY	109762	23680	10026769	0001	10000	581081		0	
PRT-DPW	PRT	DPW	DPW-URBANFORESTRY	109762	23680	10026769	0001	10000	581081	10268	-16,742	
PUC-DPW	PUC	DPW	DPW-ENGINEERING	207954	10040	10036150	0010	10002	486740		292,969	
PUC-DPW	PUC	DPW	DPW-GENADMIN	232636	10040	10036150	0019	10002	486740		42,729	
PUC-DPW	PUC	DPW	DPW-BLDGREPAIR	207951	10040	10036150	0018	10002	486750		11,750	

-48,880	48,880	48,880	0	0	-48,880	48,880	48,880	0	0	The Housing Delivery program was cancelled per Bruce Robertson
-5,737	0	0	-5,737	-5,737	-5,737	-201	-201	-5,938	-5,938	CPI increase
-28,688	0	0	-28,688	-28,688	-28,688	-1,005	-1,005	-29,693	-29,693	CPI increase
-213,783	0	0	-213,783	-213,783	-213,783	-7,483	-7,483	-221,266	-221,266	CPI increase
-42,380	0	0	-42,380	-42,380	-42,380	-1,483	-1,483	-43,863	-43,863	
-86,064	0	0	-86,064	-86,064	-86,064	-3,012	-3,012	-89,076	-89,076	
0	-81,698	-81,698	-81,698	-81,698	0	-84,557	-84,557	-84,557	-84,557	
-854,583	12,209	12,209	-842,374	-842,374	-854,583	-17,274	-17,274	-871,857	-871,857	CPI Increase
,309,637	0	0	1,309,637	1,309,637	1,309,637	45,837	45,837	1,355,474	1,355,474	
167,179	0	0	167,179	167,179	167,179	5,851	5,851	173,030	173,030	
,309,637	0	0	-1,309,637	-1,309,637	-1,309,637	-45,837	-45,837	-1,355,474	-1,355,474	
-167,179	0	0	-167,179	-167,179	-167,179	-5,851	-5,851	-173,030	-173,030	
25,246	0	0	25,246	25,246	25,246	884	884	26,130	26,130	
40,600	0	0	40,600	40,600	40,600	1,421	1,421	42,021	42,021	
229,505	0	0	229,505	229,505	229,505	8,033	8,033	237,538	237,538	
53,474	0	0	53,474	53,474	53,474	1,872	1,872	55,346	55,346	
17,328	0	0	17,328	17,328	17,328	606	606	17,934	17,934	
0	0	0	0	0	0	0	0	0	0	
-25,246	0	0	-25,246	-25,246	-25,246	-884	-884	-26,130	-26,130	Updating to match performing
0	0	0	0	0	0	0	0	0	0	
-229,505	0	0	-229,505	-229,505	-229,505	-8,033	-8,033	-237,538	-237,538	Updating to match performing
0	0	0	0	0	0	0	0	0	0	
-40,600	0	0	-40,600	-40,600	-40,600	-1,421	-1,421	-42,021	-42,021	Updating to match performing
0	0	0	0	0	0	0	0	0	0	New budget for Annual Partnering Event
0	0	0	0	0	0	0	0	0	0	
-53,474	0	0	-53,474	-53,474	-53,474	-1,872	-1,872	-55,346	-55,346	Updating to match performing
0	0	0	0	0	0	0	0	0	0	
-17,328	0	0	-17,328	-17,328	-17,328	-606	-606	-17,934	-17,934	Updating to match performing
292,969	0	0	292,969	292,969	292,969	0	0	292,969	292,969	
43,861	-43,861	-43,861	0	0	43,861	-43,861	-43,861	0	0	
12,062	0	0	12,062	12,062	12,062	0	0	12,062	12,062	

PUC-DPW	PUC	DPW	DPW-STREETCLEANING	207956	10000	10034422	0001	20680	486750	62,712	
PUC-DPW	PUC	DPW	DPW-ARCHITECTURE	207950	10040	10036150	0017	10002	486760	60,000	
PUC-DPW	PUC	DPW	DPW-BLDGREPAIR	207951	10040	10036150	0031	10002	486760	55,000	
PUC-DPW	PUC	DPW	DPW-BLDGREPAIR	207951	10040	10036150	0032	10002	486760	50,000	
PUC-DPW	PUC	DPW	DPW-STREETREPAIR	207951	10040	10036150	0013	10002	486760	0	
PUC-DPW	PUC	DPW	DPW-STREETREPAIR	207951	10040	10036150	0016	10002	486760	0	
PUC-DPW	PUC	DPW	DPW-STUSEMAPPING	207957	10040	10036150	0008	10002	486760	53,045	
PUC-DPW	PUC	DPW	DPW-URBANFORESTRY	207959	10040	10036150	0009	10002	486760	1,099,915	1
PUC-DPW	PUC	DPW	DPW-ARCHITECTURE	207950	10040	10041056	0003	10002	486800	0	
PUC-DPW	PUC	DPW	DPW-BLDGREPAIR	207951	10040	10036150	0003	10002	486800	75,869	
PUC-DPW	PUC	DPW	DPW-BLDGREPAIR	207951	10040	10036150	0005	10002	486800	147,941	
PUC-DPW	PUC	DPW	DPW-BLDGREPAIR	207951	10040	10036150	0012	10002	486800	82,552	
PUC-DPW	PUC	DPW	DPW-BLDGREPAIR	207951	10040	10036150	0014	10002	486800	83,287	
PUC-DPW	PUC	DPW	DPW-BLDGREPAIR	207951	10040	10036150	0016	10002	486800	1,000,000	1
PUC-DPW	PUC	DPW	DPW-CONSTRUCTIONMGMT	207954	10040	10036150	0007	10002	486800	2,500	
PUC-DPW	PUC	DPW	DPW-ENGINEERING	207954	10040	10036150	0004	10002	486800	141,046	
PUC-DPW	PUC	DPW	DPW-ENGINEERING	207954	10040	10036150	0015	10002	486800	621,546	
PUC-DPW	PUC	DPW	DPW-SEWERREPAIR	207958	10040	10036150	0016	10002	486800	0	
PUC-DPW	PUC	DPW	DPW-STREETCLEANING	207956	10000	10031277	0001	20680	486800	6,226,372	6
PUC-DPW	PUC	DPW	DPW-STREETREPAIR	207951	10040	10036150	0002	10002	486800	307,950	
PUC-DPW	PUC	DPW	DPW-STREETREPAIR	207951	10040	10036150	0016	10002	486800	0	
PUC-DPW	PUC	DPW	DPW-STREETREPAIR	207958	10040	10036150	0016	10002	486800	0	
PUC-DPW	PUC	DPW	DPW-URBANFORESTRY	207959	10040	10036150	0006	10002	486800	341,250	
PUC-DPW	PUC	DPW	DPW-URBANFORESTRY	207959	10040	10036150	0026	10002	486800	28,860	
PUC-DPW	PUC	DPW	DPW-ARCHITECTURE	229267	20160	10030000	0001	10000	581066	0	
PUC-DPW	PUC	DPW	DPW-ARCHITECTURE	229269	20160	10030000	0001	10000	581066	0	
PUC-DPW	PUC	DPW	DPW-ARCHITECTURE	232127	27180	10026772	0001	10000	581066	0	
PUC-DPW	PUC	DPW	DPW-ARCHITECTURE	295647	25940	10029995	0002	10000	581066	-60,000	
PUC-DPW	PUC	DPW	DPW-BLDGREPAIR	229268	20160	10030000	0001	10000	581067	-75,869	
PUC-DPW	PUC	DPW	DPW-BLDGREPAIR	229281	20160	10030002	0001	10000	581067	-147,941	
PUC-DPW	PUC	DPW	DPW-BLDGREPAIR	232415	25940	10029996	0004	10000	581067	-50,000	

64,374	0	0	64,374	64,374	64,374	2,253	2,253	66,627	66,627	
60,000	0	0	60,000	60,000	60,000	0	0	60,000	60,000	
55,000	0	0	55,000	55,000	55,000	0	0	55,000	55,000	
50,000	0	0	50,000	50,000	50,000	0	0	50,000	50,000	
0	0	0	0	0	0	0	0	0	0	
0	0	0	0	0	0	0	0	0	0	
54,266	0	0	54,266	54,266	54,266	0	0	54,266	54,266	
,129,063	0	0	1,129,063	1,129,063	1,129,063	39,517	39,517	1,168,580	1,168,580	
0	500,000	500,000	500,000	500,000	0	500,000	500,000	500,000	500,000	
75,869	0	0	75,869	75,869	75,869	0	0	75,869	75,869	
151,862	0	0	151,862	151,862	151,862	0	0	151,862	151,862	
82,552	0	0	82,552	82,552	82,552	2,889	2,889	85,441	85,441	
83,287	0	0	83,287	83,287	83,287	2,915	2,915	86,202	86,202	
,000,000	-1,000,000	-1,000,000	0	0	1,000,000	-1,000,000	-1,000,000	0	0	
2,500	0	0	2,500	2,500	2,500	0	0	2,500	2,500	
144,784	0	0	144,784	144,784	144,784	0	0	144,784	144,784	
638,017	0	0	638,017	638,017	638,017	0	0	638,017	638,017	
0	0	0	0	0	0	0	0	0	0	
,391,371	0	0	6,391,371	6,391,371	6,391,371	223,698	223,698	6,615,069	6,615,069	
316,111	0	0	316,111	316,111	316,111	11,064	11,064	327,175	327,175	
0	0	0	0	0	0	0	0	0	0	
0	1,000,000	1,000,000	1,000,000	1,000,000	0	1,000,000	1,000,000	1,000,000	1,000,000	
341,250	0	0	341,250	341,250	341,250	0	0	341,250	341,250	
28,860	0	0	28,860	28,860	28,860	0	0	28,860	28,860	
0	0	0	0	0	0	0	0	0	0	using 229267
0	-500,000	-500,000	-500,000	-500,000	0	-500,000	-500,000	-500,000	-500,000	NEW work order
0	0	0	0	0	0	0	0	0	0	SFPUC will fund SF Public Works $3,000 for the SF City Wide 7th Annual Partnering Awards event to be held at 49 South Van Ness.
-60,000	0	0	-60,000	-60,000	-60,000	0	0	-60,000	-60,000	
-75,869	0	0	-75,869	-75,869	-75,869	0	0	-75,869	-75,869	
-151,862	0	0	-151,862	-151,862	-151,862	0	0	-151,862	-151,862	
-50,000	0	0	-50,000	-50,000	-50,000	0	0	-50,000	-50,000	

PUC-DPW	PUC	DPW	DPW-BLDGREPAIR	232424	25940	10029997	0020	10000	581067	-55,000	
PUC-DPW	PUC	DPW	DPW-BLDGREPAIR	292649	20160	10030002	0008	10000	581067	-82,552	
PUC-DPW	PUC	DPW	DPW-BLDGREPAIR	292657	20160	10030001	0005	10000	581067	-1,083,287	-1
PUC-DPW	PUC	DPW	DPW-BLDGREPAIR	298650	24970	10029992	0004	10000	581067	-11,750	
PUC-DPW	PUC	DPW	DPW-STREETREPAIR	292657	20160	10030001	0005	10000	581067	0	
PUC-DPW	PUC	DPW	DPW-STREETCLEANING	292657	20160	10030001	0005	10000	581068	-6,226,372	-6
PUC-DPW	PUC	DPW	DPW-STREETCLEANING	298650	24970	10029992	0004	10000	581068	-62,712	
PUC-DPW	PUC	DPW	DPW-STUSEMAPPING	232411	25940	10029998	0006	10000	581069	-53,045	
PUC-DPW	PUC	DPW	DPW-ENGINEERING	210878	20160	10030000	0001	10000	581071	0	
PUC-DPW	PUC	DPW	DPW-ENGINEERING	229269	20160	10030000	0001	10000	581071	-141,046	.
PUC-DPW	PUC	DPW	DPW-ENGINEERING	276641	27180	10026778	0006	10000	581071	-292,969	.
PUC-DPW	PUC	DPW	DPW-ENGINEERING	292657	20160	10030001	0005	10000	581071	-621,546	.
PUC-DPW	PUC	DPW	DPW-GENADMIN	232127	27180	10026772	0001	10000	581073	-42,729	
PUC-DPW	PUC	DPW	DPW-CONSTRUCTIONMGMT	232423	25940	10029997	0002	10000	581075	-2,500	
PUC-DPW	PUC	DPW	DPW-STREETREPAIR	210878	20160	10030000	0001	10000	581078	0	
PUC-DPW	PUC	DPW	DPW-STREETREPAIR	229267	20160	10030000	0001	10000	581078	-307,950	.
PUC-DPW	PUC	DPW	DPW-STREETREPAIR	292656	25940	10029995	0036	10000	581078	0	
PUC-DPW	PUC	DPW	DPW-STREETREPAIR	292657	20160	10030001	0005	10000	581078	0	
PUC-DPW	PUC	DPW	DPW-URBANFORESTRY	210878	20160	10030000	0001	10000	581081	0	
PUC-DPW	PUC	DPW	DPW-URBANFORESTRY	229269	20160	10030000	0001	10000	581081	-341,250	.
PUC-DPW	PUC	DPW	DPW-URBANFORESTRY	229281	20160	10030002	0001	10000	581081	-28,860	
PUC-DPW	PUC	DPW	DPW-URBANFORESTRY	232411	25940	10029998	0006	10000	581081	-1,099,915	-1
REC-DPW	REC	DPW	DPW-ARCHITECTURE	207950	10040	10036151	0002	10002	486630	412,500	
REC-DPW	REC	DPW	DPW-BLDGREPAIR	207951	10040	10036151	0003	10002	486630	125,839	
REC-DPW	REC	DPW	DPW-STREETREPAIR	207951	10040	10036151	0004	10002	486630	144,371	
REC-DPW	REC	DPW	DPW-URBANFORESTRY	207959	10040	10041180	0003	10002	486630	0	
REC-DPW	REC	DPW	DPW-ARCHITECTURE	262672	10010	10001742	0001	20192	581066	-212,500	.
REC-DPW	REC	DPW	DPW-ARCHITECTURE	262683	10080	10001738	0001	10002	581066	-200,000	.
REC-DPW	REC	DPW	DPW-BLDGREPAIR	262672	10010	10001742	0001	20192	581067	-125,839	.
REC-DPW	REC	DPW	DPW-GENADMIN	262692	10060	10039857	0009	10002	581073	0	

-55,000	0	0	-55,000	-55,000	-55,000	0	0	-55,000	-55,000	
-82,552	0	0	-82,552	-82,552	-82,552	-2,889	-2,889	-85,441	-85,441	
,083,287	1,000,000	1,000,000	-83,287	-83,287	-1,083,287	997,085	997,085	-86,202	-86,202	
-12,062	0	0	-12,062	-12,062	-12,062	0	0	-12,062	-12,062	
0	0	0	0	0	0	0	0	0	0	
,391,371	0	0	-6,391,371	-6,391,371	-6,391,371	-223,698	-223,698	-6,615,069	-6,615,069	
-64,374	0	0	-64,374	-64,374	-64,374	-2,253	-2,253	-66,627	-66,627	
-54,266	0	0	-54,266	-54,266	-54,266	0	0	-54,266	-54,266	
0	-144,784	0	-144,784	0	0	-144,784	0	-144,784	0	
-144,784	144,784	0	0	-144,784	-144,784	144,784	0	0	-144,784	
-292,969	0	0	-292,969	-292,969	-292,969	0	0	-292,969	-292,969	
-638,017	0	0	-638,017	-638,017	-638,017	0	0	-638,017	-638,017	
-43,861	43,861	43,861	0	0	-43,861	43,861	43,861	0	0	
-2,500	0	0	-2,500	-2,500	-2,500	0	0	-2,500	-2,500	
0	0	0	0	0	0	0	0	0	0	
-316,111	0	0	-316,111	-316,111	-316,111	-11,064	-11,064	-327,175	-327,175	
0	0	0	0	0	0	0	0	0	0	
0	-1,000,000	-1,000,000	-1,000,000	-1,000,000	0	-1,000,000	-1,000,000	-1,000,000	-1,000,000	
0	-341,250	-341,250	-341,250	-341,250	0	-341,250	-341,250	-341,250	-341,250	
-341,250	341,250	341,250	0	0	-341,250	341,250	341,250	0	0	
-28,860	0	0	-28,860	-28,860	-28,860	0	0	-28,860	-28,860	
,129,063	0	0	-1,129,063	-1,129,063	-1,129,063	-39,517	-39,517	-1,168,580	-1,168,580	
412,500	0	0	412,500	412,500	412,500	14,438	14,438	426,938	426,938	
125,839	0	0	125,839	125,839	125,839	4,404	4,404	130,243	130,243	
144,371	0	0	144,371	144,371	144,371	5,053	5,053	149,424	149,424	
0	75,000	75,000	75,000	75,000	0	75,000	75,000	75,000	75,000	
-212,500	0	0	-212,500	-212,500	-212,500	-7,438	-7,438	-219,938	-219,938	in agreement with DPW
-200,000	0	0	-200,000	-200,000	-200,000	-7,000	-7,000	-207,000	-207,000	in agreement per new IDS
-125,839	0	0	-125,839	-125,839	-125,839	-4,404	-4,404	-130,243	-130,243	in agreement per new IDS
0	0	0	0	0	0	0	0	0	0	REC share of annual partnering award budget move from 535000 to 581073 per DPW request

REC-DPW	REC	DPW	DPW-GENADMIN	262692	10080	10039857	0001	10002	581073	0	
REC-DPW	REC	DPW	DPW-STREETREPAIR	262672	10010	10001742	0001	20192	581078	-144,371	.
REC-DPW	REC	DPW	DPW-URBANFORESTRY	210833	11895	10038972	0001	22486	581081	0	
REG-DPW	REG	DPW	DPW-BLDGREPAIR	207951	10040	10036152	0002	10002	486610	13,326	
REG-DPW	REG	DPW	DPW-STREETCLEANING	207956	10040	10036152	0004	10002	486610	4,077	
REG-DPW	REG	DPW	DPW-BLDGREPAIR	232302	10000	10026787	0001	10000	581067	-13,326	
REG-DPW	REG	DPW	DPW-STREETCLEANING	232302	10000	10026787	0001	10000	581068	-4,077	
SHF-DPW	SHF	DPW	DPW-BLDGREPAIR	207951	10040	10036156	0002	10002	486670	101,750	
SHF-DPW	SHF	DPW	DPW-BLDGREPAIR	207951	10040	10036156	0003	10002	486670	182,479	
SHF-DPW	SHF	DPW	DPW-BLDGREPAIR	207951	10040	10036156	0004	10002	486670	289,828	
SHF-DPW	SHF	DPW	DPW-BLDGREPAIR	210739	10000	10001941	0002	10000	581067	-101,750	.
SHF-DPW	SHF	DPW	DPW-BLDGREPAIR	210739	10000	10001941	0003	10000	581067	-182,479	.
SHF-DPW	SHF	DPW	DPW-BLDGREPAIR	210739	10000	10001941	0004	10000	581067	-289,828	.
SHF-DPW	SHF	DPW	DEM-EMERGCOMMS	210739	10000	10001934	0001	10000	581350	0	
TIS-DPW	TIS	DPW	DPW-BLDGREPAIR	207951	10040	10036157	0003	10002	486710	184,091	
TIS-DPW	TIS	DPW	DPW-BLDGREPAIR	207951	10040	10036157	0005	10002	486710	108,341	
TIS-DPW	TIS	DPW	DPW-GEOGINFOSYS	207957	10040	10036157	0002	10002	486710	73,492	
TIS-DPW	TIS	DPW	DPW-BLDGREPAIR	207933	28070	10024777	0001	17582	581067	-184,091	.
TIS-DPW	TIS	DPW	DPW-BLDGREPAIR	232341	28070	10024777	0001	17582	581067	-108,341	.
TIS-DPW	TIS	DPW	DPW-GEOGINFOSYS	207922	28070	10024777	0001	17582	581072	-73,492	

0	0	0	0	0	0	0	0	0	0	REC share of annual partnering award budget move from 535000 to 581073 per DPW request
-144,371	0	0	-144,371	-144,371	-144,371	-5,053	-5,053	-149,424	-149,424	in agreement per new IDS
0	-75,000	-75,000	-75,000	-75,000	0	-75,000	-75,000	-75,000	-75,000	REC Mission Bay Parks traffic circle
13,792	0	0	13,792	13,792	13,792	483	483	14,275	14,275	
4,220	0	0	4,220	4,220	4,220	148	148	4,368	4,368	
-13,792	0	0	-13,792	-13,792	-13,792	-483	-483	-14,275	-14,275	
-4,220	0	0	-4,220	-4,220	-4,220	-148	-148	-4,368	-4,368	
101,750	0	0	101,750	101,750	101,750	3,561	3,561	105,311	105,311	
182,479	107,349	107,349	289,828	289,828	182,479	117,493	117,493	299,972	299,972	Balance workorder
289,828	392,651	392,651	682,479	682,479	289,828	392,651	392,651	682,479	682,479	With CJ#3 Annex remaining open, maintenance and repair cost is needed to keep the facility operational
-101,750	0	0	-101,750	-101,750	-101,750	-3,561	-3,561	-105,311	-105,311	Per request from DPW
-182,479	-500,000	-500,000	-682,479	-682,479	-182,479	-500,000	-500,000	-682,479	-682,479	With CJ#3 Annex remaining open, maintenance and repair cost is needed to keep the facility operational
-289,828	0	0	-289,828	-289,828	-289,828	-10,144	-10,144	-299,972	-299,972	Per Request from DPW
0	0	0	0	0	0	0	0	0	0	
190,535	0	0	190,535	190,535	190,535	6,669	6,669	197,204	197,204	
112,133	0	0	112,133	112,133	112,133	3,925	3,925	116,058	116,058	
76,064	-76,064	-76,064	0	0	76,064	-76,064	-76,064	0	0	
-190,535	0	0	-190,535	-190,535	-190,535	-6,669	-6,669	-197,204	-197,204	
-112,133	0	0	-112,133	-112,133	-112,133	-3,925	-3,925	-116,058	-116,058	
-76,064	76,064	76,064	0	0	-76,064	76,064	76,064	0	0	

Dept Pair	Requesting	Performing	WO Ref ID	Dept ID	Dept ID Title	Fund	Fund Title
AAM-DPW	AAM	DPW	DPW-BLDGREPAIR	207951	DPW BSR Budgetary	10040	GF PW Work Order
AAM-DPW	AAM	DPW	DPW-BLDGREPAIR	228855	AAM Asian Art Museum	10000	GF Annual Account Ctrl
ADM-DPW	ADM	DPW	DPW-BLDGREPAIR	207951	DPW BSR Budgetary	10040	GF PW Work Order
ADM-DPW	ADM	DPW	DPW-BLDGREPAIR	207951	DPW BSR Budgetary	10040	GF PW Work Order
ADM-DPW	ADM	DPW	DPW-ENGINEERING	207954	DPW IDC Budgetary	10040	GF PW Work Order
ADM-DPW	ADM	DPW	DPW-GENADMIN	232636	DPW OFFMA Deputy	10040	GF PW Work Order
ADM-DPW	ADM	DPW	DPW-STREETCLEANING	207951	DPW BSR Budgetary	10040	GF PW Work Order
ADM-DPW	ADM	DPW	DPW-ARCHITECTURE	207950	DPW BDC Budgetary	10040	GF PW Work Order
ADM-DPW	ADM	DPW	DPW-BLDGREPAIR	207951	DPW BSR Budgetary	10040	GF PW Work Order
ADM-DPW	ADM	DPW	DPW-BLDGREPAIR	207951	DPW BSR Budgetary	10040	GF PW Work Order
ADM-DPW	ADM	DPW	DPW-BLDGREPAIR	207951	DPW BSR Budgetary	10040	GF PW Work Order
ADM-DPW	ADM	DPW	DPW-BLDGREPAIR	207951	DPW BSR Budgetary	10040	GF PW Work Order
ADM-DPW	ADM	DPW	DPW-BLDGREPAIR	207951	DPW BSR Budgetary	10040	GF PW Work Order
ADM-DPW	ADM	DPW	DPW-BLDGREPAIR	207951	DPW BSR Budgetary	10040	GF PW Work Order
ADM-DPW	ADM	DPW	DPW-BLDGREPAIR	207951	DPW BSR Budgetary	10040	GF PW Work Order
ADM-DPW	ADM	DPW	DPW-BLDGREPAIR	207951	DPW BSR Budgetary	10040	GF PW Work Order
ADM-DPW	ADM	DPW	DPW-BLDGREPAIR	207951	DPW BSR Budgetary	10040	GF PW Work Order
ADM-DPW	ADM	DPW	DPW-BLDGREPAIR	207951	DPW BSR Budgetary	10040	GF PW Work Order
ADM-DPW	ADM	DPW	DPW-STREETCLEANING	207956	DPW SES Budgetary	10040	GF PW Work Order
ADM-DPW	ADM	DPW	DPW-URBANFORESTRY	207959	DPW BUF Budgetary	10040	GF PW Work Order
ADM-DPW	ADM	DPW	DPW-URBANFORESTRY	207959	DPW BUF Budgetary	10040	GF PW Work Order
ADM-DPW	ADM	DPW	DPW-ARCHITECTURE	228875	ADM Real Estate Division	14300	SR Real Property
ADM-DPW	ADM	DPW	DPW-BLDGREPAIR	207655	ADM Treasure Island Dev Auth	31920	TI Continuing Authority Ctrl
ADM-DPW	ADM	DPW	DPW-BLDGREPAIR	207655	ADM Treasure Island Dev Auth	31920	TI Continuing Authority Ctrl
ADM-DPW	ADM	DPW	DPW-BLDGREPAIR	228875	ADM Real Estate Division	14300	SR Real Property
ADM-DPW	ADM	DPW	DPW-BLDGREPAIR	228875	ADM Real Estate Division	14300	SR Real Property
ADM-DPW	ADM	DPW	DPW-BLDGREPAIR	228875	ADM Real Estate Division	14300	SR Real Property
ADM-DPW	ADM	DPW	DPW-BLDGREPAIR	228875	ADM Real Estate Division	14300	SR Real Property
ADM-DPW	ADM	DPW	DPW-BLDGREPAIR	228875	ADM Real Estate Division	14300	SR Real Property

Project	Project Title	Activity	Activity Title	Activity Type ID	Activity Type	Authority Lvl 1	Authority Lvl 1
10036108	PW AAM IDS	0002	BBR AAM M&R			10002	Interdepartmental-Overhe
10026660	AA Public Art and Culture	0001	AA Public Art and Culture			10000	Operating
10036109	PW ADM IDS	0002	BBR TIDA Operations M&R			10002	Interdepartmental-Overhe
10036109	PW ADM IDS	0003	BBR Fleet Operations M&R			10002	Interdepartmental-Overhe
10036109	PW ADM IDS	0002	BBR TIDA Operations M&R			10002	Interdepartmental-Overhe
10036109	PW ADM IDS	0001	Reserves - Project			10002	Interdepartmental-Overhe
10036109	PW ADM IDS	0040	SES Central Shops Shuttle Srvc			10002	Interdepartmental-Overhe
10036109	PW ADM IDS	0007	BDC RED 25 Van Ness Building			10002	Interdepartmental-Overhe
10036109	PW ADM IDS	0005	BBR RED City Hall M&R			10002	Interdepartmental-Overhe
10036109	PW ADM IDS	0006	BBR RED Hall of Justice M&R			10002	Interdepartmental-Overhe
10036109	PW ADM IDS	0007	BDC RED 25 Van Ness Building			10002	Interdepartmental-Overhe
10036109	PW ADM IDS	0008	BBR RED 1SVN Bldg M&R			10002	Interdepartmental-Overhe
10036109	PW ADM IDS	0009	BBR RED 1650 Mission Bldg M&R			10002	Interdepartmental-Overhe
10036109	PW ADM IDS	0010	BBR RED Public Safety Bldg M&R			10002	Interdepartmental-Overhe
10036109	PW ADM IDS	0011	BBR RED 555 7th Bldg M&R			10002	Interdepartmental-Overhe
10036109	PW ADM IDS	0012	BBR RED 1 Newhall Bldg M&R			10002	Interdepartmental-Overhe
10036109	PW ADM IDS	0015	BBR RED Markets			10002	Interdepartmental-Overhe
10036109	PW ADM IDS	0046	BBR ADM 49 SVN M&R			10002	Interdepartmental-Overhe
10036109	PW ADM IDS	0038	SES RED Farmers Mkt Cleaning			10002	Interdepartmental-Overhe
10036109	PW ADM IDS	0015	BBR RED Markets			10002	Interdepartmental-Overhe
10036109	PW ADM IDS	0043	BUF RED Landscaping Work			10002	Interdepartmental-Overhe
10001302	ADRE Real Estate Operations	0010	25 Van Ness Building			17378	Real Estate Real Property
10001292	ADTI Treasure Island Dev Auth	0001	TIDA Operations (legacy)			19599	AD Treasure Island Projec
10001292	ADTI Treasure Island Dev Auth	0061	TIDA Operations			19599	AD Treasure Island Projec
10001302	ADRE Real Estate Operations	0007	City Hall			17378	Real Estate Real Property
10001302	ADRE Real Estate Operations	0009	Hall of Justice			17378	Real Estate Real Property
10001302	ADRE Real Estate Operations	0010	25 Van Ness Building			17378	Real Estate Real Property
10001302	ADRE Real Estate Operations	0011	1 South Van Ness Building			17378	Real Estate Real Property
10001302	ADRE Real Estate Operations	0012	1650 Mission Building			17378	Real Estate Real Property

Title	Authority	Authority Title	Account	Account Title	Agency Use	Agency Use Title	FY 2024-25 Original	FY 202 Rollo
ad	10002	Interdepartmental-Overhead	486010	Exp Rec Fr Asian Arts Musm AAO			27,402	
	10000	Operating	581067	Sr-DPW-Building Repair			-27,402	-2
ad	10002	Interdepartmental-Overhead	486030	Exp Rec Fr Admin Svcs (AAO)			800,000	8(
ad	10002	Interdepartmental-Overhead	486030	Exp Rec Fr Admin Svcs (AAO)			45,527	
ad	10002	Interdepartmental-Overhead	486030	Exp Rec Fr Admin Svcs (AAO)			3,000,000	3,0(
ad	10002	Interdepartmental-Overhead	486030	Exp Rec Fr Admin Svcs (AAO)			2,859	
ad	10002	Interdepartmental-Overhead	486030	Exp Rec Fr Admin Svcs (AAO)			35,126	
ad	10002	Interdepartmental-Overhead	486600	Exp Rec Fr Real Estate (AAO)			10,000	
ad	10002	Interdepartmental-Overhead	486600	Exp Rec Fr Real Estate (AAO)			30,622	
ad	10002	Interdepartmental-Overhead	486600	Exp Rec Fr Real Estate (AAO)			425,893	42
ad	10002	Interdepartmental-Overhead	486600	Exp Rec Fr Real Estate (AAO)			31,618	
ad	10002	Interdepartmental-Overhead	486600	Exp Rec Fr Real Estate (AAO)			50,587	
ad	10002	Interdepartmental-Overhead	486600	Exp Rec Fr Real Estate (AAO)			12,647	
ad	10002	Interdepartmental-Overhead	486600	Exp Rec Fr Real Estate (AAO)			80,622	
ad	10002	Interdepartmental-Overhead	486600	Exp Rec Fr Real Estate (AAO)			58,853	
ad	10002	Interdepartmental-Overhead	486600	Exp Rec Fr Real Estate (AAO)			20,000	
ad	10002	Interdepartmental-Overhead	486600	Exp Rec Fr Real Estate (AAO)			61,650	
ad	10002	Interdepartmental-Overhead	486600	Exp Rec Fr Real Estate (AAO)			44,349	
ad	10002	Interdepartmental-Overhead	486600	Exp Rec Fr Real Estate (AAO)			30,731	
ad	10002	Interdepartmental-Overhead	486600	Exp Rec Fr Real Estate (AAO)			321,584	33
ad	10002	Interdepartmental-Overhead	486600	Exp Rec Fr Real Estate (AAO)			6,361	
Fund	17378	Real Estate Real Property Fund	581066	Sr-DPW-Architecture			-10,000	-1
ct	16525	AD Treasure Island Project	581067	Sr-DPW-Building Repair			-800,000	-8(
ct	16525	AD Treasure Island Project	581067	Sr-DPW-Building Repair			0	
Fund	17378	Real Estate Real Property Fund	581067	Sr-DPW-Building Repair			-30,622	-3
Fund	17378	Real Estate Real Property Fund	581067	Sr-DPW-Building Repair			-425,893	-42
Fund	17378	Real Estate Real Property Fund	581067	Sr-DPW-Building Repair			-31,618	-3
Fund	17378	Real Estate Real Property Fund	581067	Sr-DPW-Building Repair			-50,587	-5
Fund	17378	Real Estate Real Property Fund	581067	Sr-DPW-Building Repair			-12,647	-1

5-26 ver	FY 2025-26 Requesting Changes	FY 2025-26 Performing Changes	FY 2025-26 Requesting Proposal	FY 2025-26 Performing Proposal	FY 2025-26 Form Spread	FY 2026-27 Rollover	FY 2026-27 Requesting Changes	FY 2026-27 Performing Changes	FY 2026-27 Requesting Proposal	FY 2026-27 Performing Proposal	FY 2026-27 Form Spread	Requesti
28,361	0	0	28,361	28,361	0	28,361	993	993	29,354	29,354	0	Increase to reflec anticipated costs
28,361	0	0	-28,361	-28,361	0	-28,361	-993	-993	-29,354	-29,354	0	Increase to reflec anticipated costs
00,000	0	0	800,000	800,000	0	800,000	24,000	24,000	824,000	824,000	0	
45,527	-15,527	-15,527	30,000	30,000	0	45,527	-14,477	-14,477	31,050	31,050	0	
00,000	0	0	3,000,000	3,000,000	0	3,000,000	0	0	3,000,000	3,000,000	0	
2,859	0	0	2,859	2,859	0	2,859	0	0	2,859	2,859	0	
35,126	9,874	9,874	45,000	45,000	0	35,126	11,449	11,449	46,575	46,575	0	
10,000	0	0	10,000	10,000	0	10,000	0	0	10,000	10,000	0	
30,622	50,000	50,000	80,622	80,622	0	30,622	52,822	52,822	83,444	83,444	0	
25,893	0	0	425,893	425,893	0	425,893	0	0	425,893	425,893	0	
31,618	25,000	25,000	56,618	56,618	0	31,618	26,982	26,982	58,600	58,600	0	
50,587	50,000	50,000	100,587	100,587	0	50,587	53,521	53,521	104,108	104,108	0	
12,647	100,000	100,000	112,647	112,647	0	12,647	103,943	103,943	116,590	116,590	0	
80,622	-50,000	-50,000	30,622	30,622	0	80,622	-48,928	-48,928	31,694	31,694	0	
58,853	-25,000	-25,000	33,853	33,853	0	58,853	-23,815	-23,815	35,038	35,038	0	
20,000	0	0	20,000	20,000	0	20,000	0	0	20,000	20,000	0	
61,650	0	0	61,650	61,650	0	61,650	2,158	2,158	63,808	63,808	0	
44,349	0	0	44,349	44,349	0	44,349	1,552	1,552	45,901	45,901	0	
31,807	29,843	29,843	61,650	61,650	0	31,807	32,001	32,001	63,808	63,808	0	
32,839	-97,272	-97,272	235,567	235,567	0	332,839	-89,027	-89,027	243,812	243,812	0	
6,584	10,334	10,334	16,918	16,918	0	6,584	10,926	10,926	17,510	17,510	0	
10,000	0	0	-10,000	-10,000	0	-10,000	0	0	-10,000	-10,000	0	
00,000	800,000	800,000	0	0	0	-800,000	800,000	800,000	0	0	0	
0	-800,000	-800,000	-800,000	-800,000	0	0	-824,000	-824,000	-824,000	-824,000	0	
30,622	-50,000	-50,000	-80,622	-80,622	0	-30,622	-52,822	-52,822	-83,444	-83,444	0	
25,893	0	0	-425,893	-425,893	0	-425,893	0	0	-425,893	-425,893	0	
31,618	-25,000	-25,000	-56,618	-56,618	0	-31,618	-26,982	-26,982	-58,600	-58,600	0	
50,587	-50,000	-50,000	-100,587	-100,587	0	-50,587	-53,521	-53,521	-104,108	-104,108	0	
12,647	-100,000	-100,000	-112,647	-112,647	0	-12,647	-103,943	-103,943	-116,590	-116,590	0	

ing Comments	Performing Comments
:t future	
:t future	

ADM-DPW	ADM	DPW	DPW-BLDGREPAIR	228875	ADM Real Estate Division	14300	SR Real Property
ADM-DPW	ADM	DPW	DPW-BLDGREPAIR	228875	ADM Real Estate Division	14300	SR Real Property
ADM-DPW	ADM	DPW	DPW-BLDGREPAIR	228875	ADM Real Estate Division	14300	SR Real Property
ADM-DPW	ADM	DPW	DPW-BLDGREPAIR	228875	ADM Real Estate Division	14300	SR Real Property
ADM-DPW	ADM	DPW	DPW-BLDGREPAIR	228875	ADM Real Estate Division	14300	SR Real Property
ADM-DPW	ADM	DPW	DPW-BLDGREPAIR	232178	ADM Fleet Management	27500	ISCSF CENTRAL SHOPS FUND
ADM-DPW	ADM	DPW	DPW-STREETCLEANING	228875	ADM Real Estate Division	14300	SR Real Property
ADM-DPW	ADM	DPW	DPW-STREETCLEANING	232178	ADM Fleet Management	27500	ISCSF CENTRAL SHOPS FUND
ADM-DPW	ADM	DPW	DPW-ENGINEERING	207655	ADM Treasure Island Dev Auth	31920	TI Continuing Authority Ctrl
ADM-DPW	ADM	DPW	DPW-ENGINEERING	207655	ADM Treasure Island Dev Auth	31920	TI Continuing Authority Ctrl
ADM-DPW	ADM	DPW	DPW-ENGINEERING	207655	ADM Treasure Island Dev Auth	31920	TI Continuing Authority Ctrl
ADM-DPW	ADM	DPW	DPW-GENADMIN	208672	ADM Contract Monitoring	10060	GF Work Order
ADM-DPW	ADM	DPW	DPW-URBANFORESTRY	228875	ADM Real Estate Division	14300	SR Real Property
ADM-DPW	ADM	DPW	DPW-URBANFORESTRY	228875	ADM Real Estate Division	14300	SR Real Property
ADM-DPW	ADM	DPW	DPW-URBANFORESTRY	228875	ADM Real Estate Division	14300	SR Real Property
ADM-DPW	ADM	DPW	DPW-URBANFORESTRY	228875	ADM Real Estate Division	14300	SR Real Property
ADM-DPW	ADM	DPW	DPW-URBANFORESTRY	228875	ADM Real Estate Division	14300	SR Real Property
ADM-DPW	ADM	DPW	DPW-URBANFORESTRY	228875	ADM Real Estate Division	14300	SR Real Property
ADM-DPW	ADM	DPW	DPW-URBANFORESTRY	228875	ADM Real Estate Division	14300	SR Real Property
ADM-DPW	ADM	DPW	DPW-URBANFORESTRY	228875	ADM Real Estate Division	14300	SR Real Property
ADM-DPW	ADM	DPW	DPW-URBANFORESTRY	228875	ADM Real Estate Division	14300	SR Real Property
ADP-DPW	ADP	DPW	DPW-BLDGREPAIR	207951	DPW BSR Budgetary	10040	GF PW Work Order
ADP-DPW	ADP	DPW	DPW-BLDGREPAIR	228886	ADP Adult Probation	10000	GF Annual Account Ctrl
AIR-DPW	AIR	DPW	DPW-BLDGREPAIR	207951	DPW BSR Budgetary	10040	GF PW Work Order
AIR-DPW	AIR	DPW	DPW-BLDGREPAIR	109732	AIR Police Bureau	17960	AIR Op Annual Account Ctrl
BOS-DPW	BOS	DPW	DPW-BLDGREPAIR	207951	DPW BSR Budgetary	10040	GF PW Work Order
BOS-DPW	BOS	DPW	DPW-BLDGREPAIR	229020	BOS Supervisors	10000	GF Annual Account Ctrl
CHF-DPW	CHF	DPW	DPW-URBANFORESTRY	207959	DPW BUF Budgetary	12769	SR Gas Tax Annual Authority
CHF-DPW	CHF	DPW	DPW-URBANFORESTRY	229218	CHF Children;Youth & Families	11190	SR Children and Youth
CHF-DPW	CHF	DPW	DPW-URBANFORESTRY	229218	CHF Children;Youth & Families	11190	SR Children and Youth
CPC-DPW	CPC	DPW	DPW-GENADMIN	232636	DPW OFFMA Deputy	10040	GF PW Work Order

10001302	ADRE Real Estate Operations	0013	Public Safety Building	17378	Real Estate Real Property
10001302	ADRE Real Estate Operations	0015	555 7th Building	17378	Real Estate Real Property
10001302	ADRE Real Estate Operations	0017	1 Newhall Building	17378	Real Estate Real Property
10001302	ADRE Real Estate Operations	0041	Markets	17378	Real Estate Real Property
10001302	ADRE Real Estate Operations	0053	49 South Van Ness Building	17378	Real Estate Real Property
10001625	ADFM Fleet Management	0001	Fleet Management Operations	10000	Operating
10001302	ADRE Real Estate Operations	0041	Markets	17378	Real Estate Real Property
10001625	ADFM Fleet Management	0001	Fleet Management Operations	10000	Operating
10001292	ADTI Treasure Island Dev Auth	0001	TIDA Operations (legacy)	19599	AD Treasure Island Projec
10001292	ADTI Treasure Island Dev Auth	0004	SFCTA Westside Brdgs Cap Imprv	19599	AD Treasure Island Projec
10041682	ADTI TIDA City Project	0067	TIDA Development	19599	AD Treasure Island Projec
10003070	ADCM Contract Monitoring	0001	CMD Operations	10002	Interdepartmental-Overhe
10001302	ADRE Real Estate Operations	0010	25 Van Ness Building	17378	Real Estate Real Property
10001302	ADRE Real Estate Operations	0011	1 South Van Ness Building	17378	Real Estate Real Property
10001302	ADRE Real Estate Operations	0012	1650 Mission Building	17378	Real Estate Real Property
10001302	ADRE Real Estate Operations	0013	Public Safety Building	17378	Real Estate Real Property
10001302	ADRE Real Estate Operations	0016	1995 Evans	17378	Real Estate Real Property
10001302	ADRE Real Estate Operations	0017	1 Newhall Building	17378	Real Estate Real Property
10001302	ADRE Real Estate Operations	0023	Property Management	17378	Real Estate Real Property
10001302	ADRE Real Estate Operations	0041	Markets	17378	Real Estate Real Property
10001302	ADRE Real Estate Operations	0053	49 South Van Ness Building	17378	Real Estate Real Property
10001302	ADRE Real Estate Operations	0055	1419 Bryant Building	17378	Real Estate Real Property
10036110	PW ADP IDS	0002	BBR ADP M&R	10002	Interdepartmental-Overhe
10001626	AP Administration	0001	Administrative Services	10000	Operating
10036111	PW AIR IDS	0003	BBR AIR K9 Operations	10002	Interdepartmental-Overhe
10026671	AC Airport Operations	0001	AC Airport Operations	10000	Operating
10036115	PW BOS IDS	0002	BBR BOS M&R	10002	Interdepartmental-Overhe
10003456	BD Supervisors	0001	Supervisors	10000	Operating
10034422	PW Operating	0001	PW Operating	20681	PW BUF - Urban Forestry
10001640	CH CYF-Eligible Services	7000	CYF Eligible - General	20117	CH Youth Workforce Deve
10040996	Rdy fr Coll, Wk & Prod Adulthd	7000	CYF Eligible - General	17230	Community Based Agenci
10036122	PW CPC IDS	0001	Reserves - Project	10002	Interdepartmental-Overhe

' Fund	17378	Real Estate Real Property Fund	581067	Sr-DPW-Building Repair	-80,622	-8
' Fund	17378	Real Estate Real Property Fund	581067	Sr-DPW-Building Repair	-58,853	-5
' Fund	17378	Real Estate Real Property Fund	581067	Sr-DPW-Building Repair	-20,000	-2
' Fund	17378	Real Estate Real Property Fund	581067	Sr-DPW-Building Repair	-61,650	-6
' Fund	17378	Real Estate Real Property Fund	581067	Sr-DPW-Building Repair	-44,349	-4
	10000	Operating	581067	Sr-DPW-Building Repair	-45,527	-4
' Fund	17378	Real Estate Real Property Fund	581068	Sr-DPW-Street Cleaning	-30,731	-3
	10000	Operating	581068	Sr-DPW-Street Cleaning	-35,126	-3
ct	16525	AD Treasure Island Project	581071	Sr-DPW-Engineering	-3,000,000	-3,0
ct	16525	AD Treasure Island Project	581071	Sr-DPW-Engineering	0	
ct	16525	AD Treasure Island Project	581071	Sr-DPW-Engineering	0	
ad	10002	Interdepartmental-Overhead	581073	Sr-DPW-General Administration	-2,859	
' Fund	17378	Real Estate Real Property Fund	581081	Sr-DPW-Urban Forestry	-23,282	-2
' Fund	17378	Real Estate Real Property Fund	581081	Sr-DPW-Urban Forestry	-69,846	-7
' Fund	17378	Real Estate Real Property Fund	581081	Sr-DPW-Urban Forestry	-23,282	-2
' Fund	17378	Real Estate Real Property Fund	581081	Sr-DPW-Urban Forestry	-23,282	-2
' Fund	17378	Real Estate Real Property Fund	581081	Sr-DPW-Urban Forestry	-46,564	-4
' Fund	17378	Real Estate Real Property Fund	581081	Sr-DPW-Urban Forestry	-17,462	-1
' Fund	17378	Real Estate Real Property Fund	581081	Sr-DPW-Urban Forestry	-93,128	-9
' Fund	17378	Real Estate Real Property Fund	581081	Sr-DPW-Urban Forestry	-6,361	
' Fund	17378	Real Estate Real Property Fund	581081	Sr-DPW-Urban Forestry	-24,738	-2
' Fund	17378	Real Estate Real Property Fund	581081	Sr-DPW-Urban Forestry	0	
ad	10002	Interdepartmental-Overhead	486050	Exp Rec Fr Adult Probation AAO	15,000	
	10000	Operating	581067	Sr-DPW-Building Repair	-15,000	-1
ad	10002	Interdepartmental-Overhead	486020	Exp Rec Fr Airport (AAO)	0	
	10000	Operating	581067	Sr-DPW-Building Repair	0	
ad	10002	Interdepartmental-Overhead	486090	Exp Rec Fr Board Of Supv (AAO)	25,384	2
	10000	Operating	581067	Sr-DPW-Building Repair	-25,384	-2
	20681	PW BUF - Urban Forestry	486190	Exp Rec Fr Child;Youth&Fam AAO	200,000	20
elopment	20117	CH Youth Workforce Development	581081	Sr-DPW-Urban Forestry	-200,000	-20
ies	17230	Community Based Agencies	581081	Sr-DPW-Urban Forestry	0	
ad	10002	Interdepartmental-Overhead	486230	Exp Rec Fr City Planning (AAO)	45,630	4

80,622	50,000	50,000	-30,622	-30,622	0	-80,622	48,928	48,928	-31,694	-31,694	0
58,853	25,000	25,000	-33,853	-33,853	0	-58,853	23,815	23,815	-35,038	-35,038	0
20,000	0	0	-20,000	-20,000	0	-20,000	0	0	-20,000	-20,000	0
61,650	0	0	-61,650	-61,650	0	-61,650	-2,158	-2,158	-63,808	-63,808	0
44,349	0	0	-44,349	-44,349	0	-44,349	-1,552	-1,552	-45,901	-45,901	0
45,527	15,527	15,527	-30,000	-30,000	0	-45,527	14,477	14,477	-31,050	-31,050	0
31,807	-29,843	-29,843	-61,650	-61,650	0	-31,807	-32,001	-32,001	-63,808	-63,808	0
35,126	-9,874	-9,874	-45,000	-45,000	0	-35,126	-11,449	-11,449	-46,575	-46,575	0
00,000	3,000,000	3,000,000	0	0	0	-3,000,000	3,000,000	3,000,000	0	0	0
0	0	0	0	0	0	0	0	0	0	0	0
0	-3,000,000	-3,000,000	-3,000,000	-3,000,000	0	0	-3,000,000	-3,000,000	-3,000,000	-3,000,000	0
-2,859	0	0	-2,859	-2,859	0	-2,859	0	0	-2,859	-2,859	0
24,097	9,766	9,766	-14,331	-14,331	0	-24,097	9,264	9,264	-14,833	-14,833	0
72,291	38,736	38,736	-33,555	-33,555	0	-72,291	37,562	37,562	-34,729	-34,729	0
24,097	-934	-934	-25,031	-25,031	0	-24,097	-1,810	-1,810	-25,907	-25,907	0
24,097	-16,566	-16,566	-40,663	-40,663	0	-24,097	-17,989	-17,989	-42,086	-42,086	0
48,193	-4,455	-4,455	-52,648	-52,648	0	-48,193	-6,298	-6,298	-54,491	-54,491	0
18,073	9,985	9,985	-8,088	-8,088	0	-18,073	9,702	9,702	-8,371	-8,371	0
96,388	52,253	52,253	-44,135	-44,135	0	-96,388	50,708	50,708	-45,680	-45,680	0
-6,584	-10,334	-10,334	-16,918	-16,918	0	-6,584	-10,926	-10,926	-17,510	-17,510	0
25,603	21,662	21,662	-3,941	-3,941	0	-25,603	21,524	21,524	-4,079	-4,079	0
0	-13,175	-13,175	-13,175	-13,175	0	0	-13,636	-13,636	-13,636	-13,636	0
15,000	0	0	15,000	15,000	0	15,000	525	525	15,525	15,525	0
15,000	0	0	-15,000	-15,000	0	-15,000	-525	-525	-15,525	-15,525	0
0	0	0	0	0	0	0	0	0	0	0	0
0	0	0	0	0	0	0	0	0	0	0	0
25,384	0	0	25,384	25,384	0	25,384	0	0	25,384	25,384	0
25,384	0	0	-25,384	-25,384	0	-25,384	0	0	-25,384	-25,384	0
00,000	0	0	200,000	200,000	0	200,000	4,800	4,800	204,800	204,800	0
00,000	200,000	200,000	0	0	0	-200,000	200,000	200,000	0	0	0
0	-200,000	-200,000	-200,000	-200,000	0	0	-204,800	-204,800	-204,800	-204,800	0
45,630	-45,630	-45,630	0	0	0	45,630	-45,630	-45,630	0	0	0 Removing work o the Mayor's Hous position

›rder to support
sing Delivery

CPC-DPW	CPC	DPW	DPW-STUSEMAPPING	207957	DPW BSM Budgetary	10040	GF PW Work Order
CPC-DPW	CPC	DPW	DPW-STUSEMAPPING	229235	CPC Current Planning	10000	GF Annual Account Ctrl
CPC-DPW	CPC	DPW	DPW-GENADMIN	229236	CPC Administration	10000	GF Annual Account Ctrl
DBI-DPW	DBI	DPW	DPW-GENADMIN	232636	DPW OFFMA Deputy	10040	GF PW Work Order
DBI-DPW	DBI	DPW	DPW-GENADMIN	229320	DBI ADM Administration-Gen	10190	SR BIF Operating Project
DEC-DPW	DEC	DPW	DPW-BLDGREPAIR	207951	DPW BSR Budgetary	10040	GF PW Work Order
DEC-DPW	DEC	DPW	DPW-URBANFORESTRY	207959	DPW BUF Budgetary	10040	GF PW Work Order
DEC-DPW	DEC	DPW	DPW-BLDGREPAIR	229051	DEC Early Care & Education	10000	GF Annual Account Ctrl
DEC-DPW	DEC	DPW	DPW-URBANFORESTRY	229051	DEC Early Care & Education	10000	GF Annual Account Ctrl
DEM-DPW	DEM	DPW	DPW-BLDGREPAIR	207951	DPW BSR Budgetary	10040	GF PW Work Order
DEM-DPW	DEM	DPW	DPW-BLDGREPAIR	229985	DEM Administration	10000	GF Annual Account Ctrl
DPH-DPW	DPH	DPW	DPW-ARCHITECTURE	207950	DPW BDC Budgetary	10040	GF PW Work Order
DPH-DPW	DPH	DPW	DPW-BLDGREPAIR	207951	DPW BSR Budgetary	10040	GF PW Work Order
DPH-DPW	DPH	DPW	DPW-BLDGREPAIR	207951	DPW BSR Budgetary	10040	GF PW Work Order
DPH-DPW	DPH	DPW	DPW-BLDGREPAIR	207951	DPW BSR Budgetary	10040	GF PW Work Order
DPH-DPW	DPH	DPW	DPW-BLDGREPAIR	207951	DPW BSR Budgetary	10040	GF PW Work Order
DPH-DPW	DPH	DPW	DPW-BLDGREPAIR	207951	DPW BSR Budgetary	10040	GF PW Work Order
DPH-DPW	DPH	DPW	DPW-BLDGREPAIR	207951	DPW BSR Budgetary	10040	GF PW Work Order
DPH-DPW	DPH	DPW	DPW-BLDGREPAIR	207951	DPW BSR Budgetary	10040	GF PW Work Order
DPH-DPW	DPH	DPW	DPW-ARCHITECTURE	251921	HAD DPH Admin BldgOps	10000	GF Annual Account Ctrl
DPH-DPW	DPH	DPW	DPW-BLDGREPAIR	152644	HPH Operations&Infrastructure	10000	GF Annual Account Ctrl
DPH-DPW	DPH	DPW	DPW-BLDGREPAIR	210654	HGH Acute Care Rollup	21080	SFGH-Op Annual Account Ctrl
DPH-DPW	DPH	DPW	DPW-BLDGREPAIR	240646	HBH Substance Use Disorder	10000	GF Annual Account Ctrl
DPH-DPW	DPH	DPW	DPW-BLDGREPAIR	240646	HBH Substance Use Disorder	11630	SR Public Health
DPH-DPW	DPH	DPW	DPW-BLDGREPAIR	240646	HBH Substance Use Disorder	11630	SR Public Health
DPH-DPW	DPH	DPW	DPW-BLDGREPAIR	251851	HLH OP-Facility Services	21490	LHH-Op Annual Account Ctrl
DPH-DPW	DPH	DPW	DPW-BLDGREPAIR	251921	HAD DPH Admin BldgOps	10000	GF Annual Account Ctrl
DPH-DPW	DPH	DPW	DPW-BLDGREPAIR	251929	HPH Community Health	10000	GF Annual Account Ctrl
DPH-DPW	DPH	DPW	DPW-BLDGREPAIR	251973	HJH Jail Health	10000	GF Annual Account Ctrl

10036122	PW CPC IDS	0003	BSM CPC Conditional Use Survey	10002	Interdepartmental-Overhe
10001648	CP Current Planning	0001	CP Current Planning	10000	Operating
10001645	CP Administration	0001	CP Administration	10000	Operating
10036128	PW DBI IDS	0005	GEN DBI Housing Delivery	10002	Interdepartmental-Overhe
10039761	BI Operating	0001	BI Operating	80490	BI-Operating
10039919	PW DEC IDS	0003	BBR DEC M&R	10002	Interdepartmental-Overhe
10039919	PW DEC IDS	0002	BUF DEC Facilities Ldscp Maint	10002	Interdepartmental-Overhe
10038707	DEC Children County Exp Claim	0001	Allocable Staff&Overhd	10000	Operating
10038707	DEC Children County Exp Claim	0001	Allocable Staff&Overhd	10000	Operating
10036129	PW DEM IDS	0002	BBR DEM M&R	10002	Interdepartmental-Overhe
10001776	EM DEM ADMINISTRATION	0001	DEM Administration	10000	Operating
10036131	PW DPH IDS	0002	BDC HGH Acute Care Rollup	10002	Interdepartmental-Overhe
10036131	PW DPH IDS	0003	BBR HBH Substance Use Disorder	10002	Interdepartmental-Overhe
10036131	PW DPH IDS	0005	BBR HAD DPH Admin BldgOps	10002	Interdepartmental-Overhe
10036131	PW DPH IDS	0006	BBR HJH Jail Health	10002	Interdepartmental-Overhe
10036131	PW DPH IDS	0002	BDC HGH Acute Care Rollup	10002	Interdepartmental-Overhe
10036131	PW DPH IDS	0004	BBR HLH OP-Facility Services	10002	Interdepartmental-Overhe
10036131	PW DPH IDS	0003	BBR HBH Substance Use Disorder	10002	Interdepartmental-Overhe
10036131	PW DPH IDS	0012	BBR DPH Syringe Disposal Kiosk	10002	Interdepartmental-Overhe
10001783	HA DPH Admin BldgOps	0005	Facilities & Capital Planning	10000	Operating
10026697	HD HPH Admin	0001	HPH Admin	10000	Operating
10001834	HG HOSPITAL BUDGET_ROLL-UP	0001	9990 ACUTE CARE ROLLUP	10000	Operating
10001681	HB SUD - Community Care	0003	SUDS Community Care	10000	Operating
10031199	HB Prop 63 Mental Health Servi	0114	Prop 63 MHSA 24/25-CSS_Overdos	17156	HB Prop 63 Mental Health
10031199	HB Prop 63 Mental Health Servi	0129	Prop 63 MHSA 25/26-CSS_Overdos	17156	HB Prop 63 Mental Health
10001952	HL SNF General	0011	Plant Operations	10000	Operating
10001783	HA DPH Admin BldgOps	0001	Facilities Mgmt	10000	Operating
10001677	HD CH HIV/AIDS	0001	HIV/AIDS Admn	10000	Operating
10026702	DPH Ambu Care - Forensics	0001	JAIL HEALTH	10000	Operating

ad	10002	Interdepartmental-Overhead	486230	Exp Rec Fr City Planning (AAO)	5,000	
	10000	Operating	581069	Sr-DPW-Street Use & Mapping	-5,000	
	10000	Operating	581073	Sr-DPW-General Administration	-45,630	-4
ad	10002	Interdepartmental-Overhead	486110	Exp Rec Fr Bldg Inspection AAO	171,112	17
	22440	BI-Operating	581073	Sr-DPW-General Administration	-171,112	-17
ad	10002	Interdepartmental-Overhead	486191	Exp Rec Fr Early Childhood	200,000	20
ad	10002	Interdepartmental-Overhead	486191	Exp Rec Fr Early Childhood	75,000	7
	10000	Operating	581067	Sr-DPW-Building Repair	-200,000	-20
	10000	Operating	581081	Sr-DPW-Urban Forestry	-75,000	-7
ad	10002	Interdepartmental-Overhead	486290	Exp Rec Fr Emergency Comm Dept	127,266	13
	10000	Operating	581067	Sr-DPW-Building Repair	-127,266	-13
ad	10002	Interdepartmental-Overhead	486370	Exp Rec Fr Comm Health Svc AAO	1,173,200	1,17
ad	10002	Interdepartmental-Overhead	486370	Exp Rec Fr Comm Health Svc AAO	10,000	1
ad	10002	Interdepartmental-Overhead	486370	Exp Rec Fr Comm Health Svc AAO	152,012	15
ad	10002	Interdepartmental-Overhead	486370	Exp Rec Fr Comm Health Svc AAO	75,980	7
ad	10002	Interdepartmental-Overhead	486380	Exp Rec Fr Sf Gen Hospital AAO	441,762	44
ad	10002	Interdepartmental-Overhead	486390	Exp Rec Fr Laguna Honda AAO	509,448	50
ad	10002	Interdepartmental-Overhead	486400	Exp Rec Fr CommMental Hlth AAO	13,197	1
ad	10002	Interdepartmental-Overhead	486400	Exp Rec Fr CommMental Hlth AAO	10,000	1
	10000	Operating	581066	Sr-DPW-Architecture	-1,173,200	-1,17
	10000	Operating	581067	Sr-DPW-Building Repair	-10,000	-1
	10000	Operating	581067	Sr-DPW-Building Repair	-441,762	-44
	10000	Operating	581067	Sr-DPW-Building Repair	-13,197	-1
ı Servi	17156	HB Prop 63 Mental Health Servi	581067	Sr-DPW-Building Repair	-10,000	
ı Servi	17156	HB Prop 63 Mental Health Servi	581067	Sr-DPW-Building Repair	0	-1
	10000	Operating	581067	Sr-DPW-Building Repair	-509,448	-50
	10000	Operating	581067	Sr-DPW-Building Repair	-152,012	-15
	10000	Operating	581067	Sr-DPW-Building Repair	0	
	10000	Operating	581067	Sr-DPW-Building Repair	-75,980	-7

5,000	0	0	5,000	5,000	0	5,000	0	0	5,000	5,000	0
-5,000	0	0	-5,000	-5,000	0	-5,000	0	0	-5,000	-5,000	0
45,630	45,630	45,630	0	0	0	-45,630	45,630	45,630	0	0	0 Removing work c the Mayor's Hous position
71,112	-171,112	-171,112	0	0	0	171,112	-171,112	-171,112	0	0	0 Remove DPW wo (Technical)
71,112	171,112	171,112	0	0	0	-171,112	171,112	171,112	0	0	0 Remove DPW wo (Technical)
00,000	11,450	11,450	211,450	211,450	0	200,000	50,000	50,000	250,000	250,000	0 BT - Ensure leas building maintena
75,000	-30,000	-30,000	45,000	45,000	0	75,000	0	0	75,000	75,000	0 BT - Meet GF rec
00,000	-11,450	-11,450	-211,450	-211,450	0	-200,000	-50,000	-50,000	-250,000	-250,000	0 BT - Ensure leas building maintena
75,000	30,000	30,000	-45,000	-45,000	0	-75,000	0	0	-75,000	-75,000	0 BT - Meet GF rec
31,720	0	0	131,720	131,720	0	131,720	0	4,610	131,720	136,330	-4,610
31,720	0	0	-131,720	-131,720	0	-131,720	0	-4,610	-131,720	-136,330	4,610
73,200	0	0	1,173,200	1,173,200	0	1,173,200	0	0	1,173,200	1,173,200	0
10,000	21,000	21,000	31,000	31,000	0	10,000	0	0	10,000	10,000	0 Reallocation for c
52,012	0	0	152,012	152,012	0	152,012	0	0	152,012	152,012	0
75,980	0	0	75,980	75,980	0	75,980	0	0	75,980	75,980	0
41,762	0	0	441,762	441,762	0	441,762	0	0	441,762	441,762	0
09,448	0	0	509,448	509,448	0	509,448	17,830	17,830	527,278	527,278	0 wo balancing ent
13,197	0	0	13,197	13,197	0	13,197	0	0	13,197	13,197	0
10,000	0	0	10,000	10,000	0	10,000	0	0	10,000	10,000	0
73,200	0	0	-1,173,200	-1,173,200	0	-1,173,200	0	0	-1,173,200	-1,173,200	0
10,000	-21,000	-21,000	-31,000	-31,000	0	-10,000	0	0	-10,000	-10,000	0 Reallocation for c
41,762	0	0	-441,762	-441,762	0	-441,762	0	0	-441,762	-441,762	0
13,197	0	0	-13,197	-13,197	0	-13,197	0	0	-13,197	-13,197	0
0	0	0	0	0	0	0	0	0	0	0	0
10,000	0	0	-10,000	-10,000	0	-10,000	0	0	-10,000	-10,000	0
09,448	0	0	-509,448	-509,448	0	-509,448	-17,830	-17,830	-527,278	-527,278	0 wo balancing ent
52,012	0	0	-152,012	-152,012	0	-152,012	0	0	-152,012	-152,012	0
0	0	0	0	0	0	0	0	0	0	0	0
75,980	0	0	-75,980	-75,980	0	-75,980	0	0	-75,980	-75,980	0

›rder to support
sing Delivery

›rk order

›rk order

e required
ance

duction target.

e required
ance

duction target

›perational need

ry with DPW

›perational need

ry with DPW

DPH-DPW	DPH	DPW	DPW-ARCHITECTURE	251921	HAD DPH Admin BldgOps	10000	GF Annual Account Ctrl
DPW-ADM	DPW	ADM	ADM-CMD CDP	208672	ADM Contract Monitoring	10020	GF Continuing Authority Ctrl
DPW-ADM	DPW	ADM	ADM-OLSE	207652	ADM Labor Standards	10000	GF Annual Account Ctrl
DPW-ADM	DPW	ADM	ADM-OLSE	207950	DPW BDC Budgetary	13920	SR PW-Overhead
DPW-ADM	DPW	ADM	ADM-OLSE	207954	DPW IDC Budgetary	13920	SR PW-Overhead
DPW-ADM	DPW	ADM	ADM-CMD CDP	207950	DPW BDC Budgetary	13920	SR PW-Overhead
DPW-ADM	DPW	ADM	ADM-CMD CDP	207954	DPW IDC Budgetary	13920	SR PW-Overhead
DPW-ART	DPW	ART	ART	163646	ART Public Art & Collections	10020	GF Continuing Authority Ctrl
DPW-ART	DPW	ART	ART	163646	ART Public Art & Collections	10020	GF Continuing Authority Ctrl
DPW-ART	DPW	ART	ART	163646	ART Public Art & Collections	10060	GF Work Order
DPW-ART	DPW	ART	ART	187644	ART Community Investments	10020	GF Continuing Authority Ctrl
DPW-ART	DPW	ART	ART	187644	ART Community Investments	10060	GF Work Order
DPW-ART	DPW	ART	ART	207956	DPW SES Budgetary	10000	GF Annual Account Ctrl
DPW-CAT	DPW	CAT	CAT-LEGALSVCS	229042	CAT City Attorney	10000	GF Annual Account Ctrl
DPW-CAT	DPW	CAT	CAT-LEGALSVCS	207950	DPW BDC Budgetary	13920	SR PW-Overhead
DPW-CAT	DPW	CAT	CAT-LEGALSVCS	207954	DPW IDC Budgetary	13920	SR PW-Overhead
DPW-CAT	DPW	CAT	CAT-LEGALSVCS	232636	DPW OFFMA Deputy	13920	SR PW-Overhead
DPW-CHF	DPW	CHF	CHF-YOUTHWRKS	229218	CHF Children;Youth & Families	10060	GF Work Order
DPW-CHF	DPW	CHF	CHF-YOUTHWRKS	207729	DPW DO Director	13920	SR PW-Overhead
DPW-CHF	DPW	CHF	CHF-YOUTHWRKS	232636	DPW OFFMA Deputy	13920	SR PW-Overhead
DPW-CON	DPW	CON	CON-FASTTEAM	229227	CON Accounting	10020	GF Continuing Authority Ctrl
DPW-CON	DPW	CON	CON-FINSYS	229227	CON Accounting	10000	GF Annual Account Ctrl
DPW-CON	DPW	CON	CON-FINSYS	232636	DPW OFFMA Deputy	13920	SR PW-Overhead
DPW-CON	DPW	CON	CON-FASTTEAM	232636	DPW OFFMA Deputy	13920	SR PW-Overhead
DPW-CPC	DPW	CPC	CPC-PLANNING	109733	CPC Environmental Planning	10000	GF Annual Account Ctrl
DPW-CPC	DPW	CPC	CPC-PLANNING	109733	CPC Environmental Planning	10000	GF Annual Account Ctrl
DPW-CPC	DPW	CPC	CPC-PLANNING	229234	CPC Citywide Planning	10000	GF Annual Account Ctrl
DPW-CPC	DPW	CPC	CPC-PLANNING	229234	CPC Citywide Planning	10000	GF Annual Account Ctrl
DPW-CPC	DPW	CPC	CPC-PLANNING	229235	CPC Current Planning	10000	GF Annual Account Ctrl
DPW-CPC	DPW	CPC	CPC-PLANNING	207954	DPW IDC Budgetary	13920	SR PW-Overhead
DPW-DEM	DPW	DEM	DEM-EMERGCOMMS	229985	DEM Administration	10020	GF Continuing Authority Ctrl

10001783	HA DPH Admin BldgOps	0005	Facilities & Capital Planning			10000	Operating
10003070	ADCM Contract Monitoring	0002	Contractor Development			21691	AD Contractor Developme
10003086	ADLS Labor Standards	0001	Labor Standards Operations			10000	Operating
10029981	PW-Overhead	0002	PW-Bureau Overhead			20675	PW BDC - Building Dsgn
10029981	PW-Overhead	0002	PW-Bureau Overhead			20678	PW IDC - Infra Dsgn & Co
10029981	PW-Overhead	0002	PW-Bureau Overhead			20675	PW BDC - Building Dsgn
10029981	PW-Overhead	0002	PW-Bureau Overhead			20678	PW IDC - Infra Dsgn & Co
10022455	DPW IDS funds to ART	0001	DPW WO Street Smarts			22740	AR Continuing IDS
10022455	DPW IDS funds to ART	0002	DPW WO Where Art Lives			22740	AR Continuing IDS
10022455	DPW IDS funds to ART	0001	DPW WO Street Smarts			10002	Interdepartmental-Overhe
10022455	DPW IDS funds to ART	0002	DPW WO Where Art Lives			22740	AR Continuing IDS
10022455	DPW IDS funds to ART	0002	DPW WO Where Art Lives			10002	Interdepartmental-Overhe
10034422	PW Operating	0001	PW Operating			20680	PW SES - Street Env Serv
10001638	CA Legal Services	0001	Legal Services-General			10000	Operating
10029981	PW-Overhead	0002	PW-Bureau Overhead			20675	PW BDC - Building Dsgn
10029981	PW-Overhead	0002	PW-Bureau Overhead			20678	PW IDC - Infra Dsgn & Co
10029981	PW-Overhead	0001	PW-Dept Overhead			20677	PW GEN - General Admin
10033022	CH YouthWorks Program	8000	Children's Baseline Eligible	00008	Children's Baseline	20117	CH Youth Workforce Deve
10029981	PW-Overhead	0001	PW-Dept Overhead			20677	PW GEN - General Admin
10029981	PW-Overhead	0001	PW-Dept Overhead			20677	PW GEN - General Admin
10038740	CO Department Financial Assist	0001	FAST Services			22135	CO Department Financial
10001644	CO Operations	0001	General Operations			10000	Operating
10029981	PW-Overhead	0001	PW-Dept Overhead			20677	PW GEN - General Admin
10029981	PW-Overhead	0001	PW-Dept Overhead			20677	PW GEN - General Admin
10001649	CP Environmental Planning	0010	IDS DPW Envir Planner III			10000	Operating
10001649	CP Environmental Planning	0012	IDS DPW GenNonProj Envir Rev			10000	Operating
10001647	CP Citywide Planning	0019	IDS DPW SDAT			10000	Operating
10001647	CP Citywide Planning	0032	IDS DPW Mission St Improvement			10000	Operating
10001648	CP Current Planning	0004	IDS-DPW BSM Subdivision App			10000	Operating
10029981	PW-Overhead	0002	PW-Bureau Overhead			20678	PW IDC - Infra Dsgn & Co
10006413	EM Radio Replacement Project	0033	Radio Repl-Impl larger depts			19507	EM Public Safety Radio S

	10000	Operating	581075	Sr-DPW-Construction Mgmt	0	
ent	21691	AD Contractor Development	486560	Exp Rec Fr Public Works (AAO)	0	
	10000	Operating	486560	Exp Rec Fr Public Works (AAO)	485,076	4
& Const	20675	PW BDC - Building Dsgn & Const	581780	OCA-Labor Standard Enforcement	-340,246	-3
onst	20678	PW IDC - Infra Dsgn & Const	581780	OCA-Labor Standard Enforcement	-144,830	-1
& Const	20675	PW BDC - Building Dsgn & Const	581921	ADM CMD Contractor Development	0	
onst	20678	PW IDC - Infra Dsgn & Const	581921	ADM CMD Contractor Development	0	
	22740	AR Continuing IDS	486560	Exp Rec Fr Public Works (AAO)	0	
	22740	AR Continuing IDS	486560	Exp Rec Fr Public Works (AAO)	0	
ad	10002	Interdepartmental-Overhead	486560	Exp Rec Fr Public Works (AAO)	75,000	
	22740	AR Continuing IDS	486560	Exp Rec Fr Public Works (AAO)	0	
ad	10002	Interdepartmental-Overhead	486560	Exp Rec Fr Public Works (AAO)	75,000	
vices	20680	PW SES - Street Env Services	581050	GF-Arts Commission	-150,000	-1
	10000	Operating	486560	Exp Rec Fr Public Works (AAO)	836,000	8
& Const	20675	PW BDC - Building Dsgn & Const	581270	GF-City Attorney-Legal Service	-100,000	-1
onst	20678	PW IDC - Infra Dsgn & Const	581270	GF-City Attorney-Legal Service	-100,000	-1
n	20677	PW GEN - General Admin	581270	GF-City Attorney-Legal Service	-636,000	-6
elopment	20117	CH Youth Workforce Development	486560	Exp Rec Fr Public Works (AAO)	0	
n	20677	PW GEN - General Admin	581660	GF-Chf-Youth Works	0	
n	20677	PW GEN - General Admin	581660	GF-Chf-Youth Works	0	
Assist	22135	CO Department Financial Assist	486560	Exp Rec Fr Public Works (AAO)	245,000	2
	10000	Operating	486560	Exp Rec Fr Public Works (AAO)	390,762	4
n	20677	PW GEN - General Admin	581120	GF-CON-Accounting Ops	-390,762	-4
n	20677	PW GEN - General Admin	581180	GF-Con-Fast Team	-245,000	-2
	10000	Operating	486560	Exp Rec Fr Public Works (AAO)	192,368	1
	10000	Operating	486560	Exp Rec Fr Public Works (AAO)	25,000	
	10000	Operating	486560	Exp Rec Fr Public Works (AAO)	14,760	
	10000	Operating	486560	Exp Rec Fr Public Works (AAO)	0	
	10000	Operating	486560	Exp Rec Fr Public Works (AAO)	55,000	
onst	20678	PW IDC - Infra Dsgn & Const	581250	GF-City Planning	-287,128	-2
yst &	10970	EM Public Safety Radio Syst &	486560	Exp Rec Fr Public Works (AAO)	170,667	1

0	0	0	0	0	0	0	0	0	0	0	0
0	0	0	0	0	0	0	0	0	0	0	0
96,772	56,734	56,734	553,506	553,506	0	496,772	75,554	75,554	572,326	572,326	0
51,942	50,189	-40,194	-301,753	-392,136	90,383	-351,942	-37,777	-53,527	-389,719	-405,469	15,750
44,830	-106,923	-16,540	-251,753	-161,370	-90,383	-144,830	-37,777	-22,027	-182,607	-166,857	-15,750
0	0	0	0	0	0	0	0	0	0	0	0
0	0	0	0	0	0	0	0	0	0	0	0
0	0	0	0	0	0	0	0	0	0	0	0
0	0	0	0	0	0	0	0	0	0	0	0
75,000	75,000	75,000	150,000	150,000	0	75,000	75,000	75,000	150,000	150,000	0
0	0	0	0	0	0	0	0	0	0	0	0
75,000	-75,000	-75,000	0	0	0	75,000	-75,000	-75,000	0	0	0
50,000	0	0	-150,000	-150,000	0	-150,000	0	0	-150,000	-150,000	0
36,000	0	0	836,000	836,000	0	836,000	0	0	836,000	836,000	0
00,000	0	0	-100,000	-100,000	0	-100,000	0	0	-100,000	-100,000	0
00,000	0	0	-100,000	-100,000	0	-100,000	0	0	-100,000	-100,000	0
36,000	0	0	-636,000	-636,000	0	-636,000	0	0	-636,000	-636,000	0
0	0	0	0	0	0	0	0	0	0	0	0
0	0	0	0	0	0	0	0	0	0	0	0
0	0	0	0	0	0	0	0	0	0	0	0
45,000	-245,000	-245,000	0	0	0	245,000	-245,000	-245,000	0	0	0
06,096	48,813	48,813	454,909	454,909	0	406,096	67,641	67,641	473,737	473,737	0
06,096	-48,813	-48,813	-454,909	-454,909	0	-406,096	-67,641	-67,641	-473,737	-473,737	0
45,000	245,000	245,000	0	0	0	-245,000	245,000	245,000	0	0	0
92,368	0	0	192,368	192,368	0	192,368	0	0	192,368	192,368	0
25,000	0	0	25,000	25,000	0	25,000	0	0	25,000	25,000	0
14,760	0	0	14,760	14,760	0	14,760	0	0	14,760	14,760	0
0	0	0	0	0	0	0	0	0	0	0	0
55,000	0	0	55,000	55,000	0	55,000	0	0	55,000	55,000	0
87,128	0	0	-287,128	-287,128	0	-287,128	0	0	-287,128	-287,128	0
70,667	0	0	170,667	170,667	0	170,667	0	0	170,667	170,667	0

Updated to match DPW request.

Updated to match DPW request.

No current FAST services with DPW.

Work order recalculation.

Work order recalculation.

No current FAST services with DPW.

CPC DPW work order for Mission St Improvements

DPW-DEM	DPW	DEM	DEM-EMERGCOMMS	207950	DPW BDC Budgetary	13920	SR PW-Overhead
DPW-DEM	DPW	DEM	DEM-EMERGCOMMS	207951	DPW BSR Budgetary	13920	SR PW-Overhead
DPW-DEM	DPW	DEM	DEM-EMERGCOMMS	207954	DPW IDC Budgetary	13920	SR PW-Overhead
DPW-DEM	DPW	DEM	DEM-EMERGCOMMS	207956	DPW SES Budgetary	13920	SR PW-Overhead
DPW-DEM	DPW	DEM	DEM-EMERGCOMMS	207957	DPW BSM Budgetary	13920	SR PW-Overhead
DPW-DEM	DPW	DEM	DEM-EMERGCOMMS	207959	DPW BUF Budgetary	13920	SR PW-Overhead
DPW-DEM	DPW	DEM	DEM-EMERGCOMMS	232636	DPW OFFMA Deputy	13920	SR PW-Overhead
DPW-DPH	DPW	DPH	DPH-SFGH-MEDSVCS	251656	HGH Empl & Occupational Health	21080	SFGH-Op Annual Account Ctrl
DPW-DPH	DPW	DPH	DPH-TOXICS	251975	HPH EnvirHlth	10060	GF Work Order
DPW-DPH	DPW	DPH	DPH-SFGH-MEDSVCS	207950	DPW BDC Budgetary	13920	SR PW-Overhead
DPW-DPH	DPW	DPH	DPH-SFGH-MEDSVCS	207951	DPW BSR Budgetary	13920	SR PW-Overhead
DPW-DPH	DPW	DPH	DPH-SFGH-MEDSVCS	207954	DPW IDC Budgetary	13920	SR PW-Overhead
DPW-DPH	DPW	DPH	DPH-SFGH-MEDSVCS	207956	DPW SES Budgetary	13920	SR PW-Overhead
DPW-DPH	DPW	DPH	DPH-SFGH-MEDSVCS	207957	DPW BSM Budgetary	13920	SR PW-Overhead
DPW-DPH	DPW	DPH	DPH-SFGH-MEDSVCS	207959	DPW BUF Budgetary	13920	SR PW-Overhead
DPW-DPH	DPW	DPH	DPH-SFGH-MEDSVCS	232636	DPW OFFMA Deputy	13920	SR PW-Overhead
DPW-DPH	DPW	DPH	DPH-TOXICS	229882	DPW DDO Operations Deputy	13920	SR PW-Overhead
DPW-DPW	DPW	DPW	DPW-ARCHITECTURE	207950	DPW BDC Budgetary	10040	GF PW Work Order
DPW-DPW	DPW	DPW	DPW-BLDGREPAIR	207951	DPW BSR Budgetary	10040	GF PW Work Order
DPW-DPW	DPW	DPW	DPW-BLDGREPAIR	207951	DPW BSR Budgetary	10040	GF PW Work Order
DPW-DPW	DPW	DPW	DPW-BLDGREPAIR	207951	DPW BSR Budgetary	10040	GF PW Work Order
DPW-DPW	DPW	DPW	DPW-BLDGREPAIR	207951	DPW BSR Budgetary	10040	GF PW Work Order
DPW-DPW	DPW	DPW	DPW-BLDGREPAIR	207951	DPW BSR Budgetary	10040	GF PW Work Order
DPW-DPW	DPW	DPW	DPW-BLDGREPAIR	207951	DPW BSR Budgetary	10040	GF PW Work Order
DPW-DPW	DPW	DPW	DPW-BLDGREPAIR	207951	DPW BSR Budgetary	10040	GF PW Work Order
DPW-DPW	DPW	DPW	DPW-BLDGREPAIR	207951	DPW BSR Budgetary	10040	GF PW Work Order
DPW-DPW	DPW	DPW	DPW-BLDGREPAIR	207951	DPW BSR Budgetary	10040	GF PW Work Order
DPW-DPW	DPW	DPW	DPW-BLDGREPAIR	207951	DPW BSR Budgetary	10040	GF PW Work Order
DPW-DPW	DPW	DPW	DPW-ENGINEERING	207954	DPW IDC Budgetary	10040	GF PW Work Order
DPW-DPW	DPW	DPW	DPW-GEOGINFOSYS	207957	DPW BSM Budgetary	10040	GF PW Work Order
DPW-DPW	DPW	DPW	DPW-GEOGINFOSYS	207957	DPW BSM Budgetary	10040	GF PW Work Order
DPW-DPW	DPW	DPW	DPW-GEOGINFOSYS	207957	DPW BSM Budgetary	10040	GF PW Work Order

10029981	PW-Overhead	0002	PW-Bureau Overhead	20675	PW BDC - Building Dsgn
10029981	PW-Overhead	0002	PW-Bureau Overhead	20676	PW BBR - Building Repai
10029981	PW-Overhead	0002	PW-Bureau Overhead	20678	PW IDC - Infra Dsgn & Co
10029981	PW-Overhead	0002	PW-Bureau Overhead	20680	PW SES - Street Env Ser
10029981	PW-Overhead	0002	PW-Bureau Overhead	20682	PW BSM - Street Use & M
10029981	PW-Overhead	0002	PW-Bureau Overhead	20681	PW BUF - Urban Forestry
10029981	PW-Overhead	0001	PW-Dept Overhead	20677	PW GEN - General Admir
10001858	HG OCCHLTH NON-OPERATING	0002	9504 OHS WORK ORDER RECOVERY	10000	Operating
10001978	HD EH WO- EnvirHlth	0001	WO-Toxics	10002	Interdepartmental-Overhe
10029981	PW-Overhead	0002	PW-Bureau Overhead	20675	PW BDC - Building Dsgn
10029981	PW-Overhead	0002	PW-Bureau Overhead	20676	PW BBR - Building Repai
10029981	PW-Overhead	0002	PW-Bureau Overhead	20678	PW IDC - Infra Dsgn & Co
10029981	PW-Overhead	0002	PW-Bureau Overhead	20680	PW SES - Street Env Ser
10029981	PW-Overhead	0002	PW-Bureau Overhead	20682	PW BSM - Street Use & M
10029981	PW-Overhead	0002	PW-Bureau Overhead	20681	PW BUF - Urban Forestry
10029981	PW-Overhead	0001	PW-Dept Overhead	20677	PW GEN - General Admir
10029981	PW-Overhead	0001	PW-Dept Overhead	20677	PW GEN - General Admir
10036172	PW BBR IDS	0002	PW BDC BBR Site Assess Hazmat	10002	Interdepartmental-Overhe
10036173	PW BDC IDS	0002	PW BBR BDC M&R	10002	Interdepartmental-Overhe
10036174	PW BSM IDS	0002	PW BBR BSM M&R	10002	Interdepartmental-Overhe
10036175	PW BUF IDS	0002	PW BBR BUF Gas Tax Ops	10002	Interdepartmental-Overhe
10036175	PW BUF IDS	0004	PW BBR BUF Overhead M&R	10002	Interdepartmental-Overhe
10036175	PW BUF IDS	0007	PW BBR BUF TMF Ops	10002	Interdepartmental-Overhe
10036176	PW GEN IDS	0002	PW BBR OFFMA M&R	10002	Interdepartmental-Overhe
10036177	PW IDC IDS	0002	PW BBR IDC M&R	10002	Interdepartmental-Overhe
10036178	PW SES IDS	0002	PW BBR SES General Fund Ops	10002	Interdepartmental-Overhe
10036178	PW SES IDS	0003	PW BBR SES Gas Tax Ops	10002	Interdepartmental-Overhe
10036178	PW SES IDS	0005	PW BBR SES Overhead M&R	10002	Interdepartmental-Overhe
10036173	PW BDC IDS	0003	PW IDC BDC Eng Support	10002	Interdepartmental-Overhe
10036173	PW BDC IDS	0004	PW BSM BDC GIS	10002	Interdepartmental-Overhe
10036175	PW BUF IDS	0005	PW BSM BUF GIS	10002	Interdepartmental-Overhe
10036177	PW IDC IDS	0003	PW BSM IDC GIS	10002	Interdepartmental-Overhe

& Const	20675	PW BDC - Building Dsgn & Const	581350	GF-Emergency Communications	-20,671	-2
r	20676	PW BBR - Building Repair	581350	GF-Emergency Communications	-34,981	-3
nst	20678	PW IDC - Infra Dsgn & Const	581350	GF-Emergency Communications	-24,921	-2
vices	20680	PW SES - Street Env Services	581350	GF-Emergency Communications	-48,762	-4
lapping	20682	PW BSM - Street Use & Mapping	581350	GF-Emergency Communications	-16,254	-1
	20681	PW BUF - Urban Forestry	581350	GF-Emergency Communications	-14,841	-1
	20677	PW GEN - General Admin	581350	GF-Emergency Communications	-10,237	-1
	10000	Operating	486560	Exp Rec Fr Public Works (AAO)	286,167	28
ad	10002	Interdepartmental-Overhead	486560	Exp Rec Fr Public Works (AAO)	325,614	32
& Const	20675	PW BDC - Building Dsgn & Const	581520	Ef-SFGH-Medical Service	-15,934	-1
r	20676	PW BBR - Building Repair	581520	Ef-SFGH-Medical Service	-102,246	-10
nst	20678	PW IDC - Infra Dsgn & Const	581520	Ef-SFGH-Medical Service	-23,395	-2
vices	20680	PW SES - Street Env Services	581520	Ef-SFGH-Medical Service	-81,630	-8
lapping	20682	PW BSM - Street Use & Mapping	581520	Ef-SFGH-Medical Service	-7,901	
	20681	PW BUF - Urban Forestry	581520	Ef-SFGH-Medical Service	-49,561	-4
	20677	PW GEN - General Admin	581520	Ef-SFGH-Medical Service	-5,500	
	20677	PW GEN - General Admin	581580	GF-Chs-Toxic Waste&Haz Mat Svc	-325,614	-32
ad	10002	Interdepartmental-Overhead	486560	Exp Rec Fr Public Works (AAO)	4,500	
ad	10002	Interdepartmental-Overhead	486560	Exp Rec Fr Public Works (AAO)	100,000	10
ad	10002	Interdepartmental-Overhead	486560	Exp Rec Fr Public Works (AAO)	34,700	3
ad	10002	Interdepartmental-Overhead	486560	Exp Rec Fr Public Works (AAO)	45,304	4
ad	10002	Interdepartmental-Overhead	486560	Exp Rec Fr Public Works (AAO)	41,816	4
ad	10002	Interdepartmental-Overhead	486560	Exp Rec Fr Public Works (AAO)	15,000	1
ad	10002	Interdepartmental-Overhead	486560	Exp Rec Fr Public Works (AAO)	50,000	5
ad	10002	Interdepartmental-Overhead	486560	Exp Rec Fr Public Works (AAO)	100,000	10
ad	10002	Interdepartmental-Overhead	486560	Exp Rec Fr Public Works (AAO)	165,845	16
ad	10002	Interdepartmental-Overhead	486560	Exp Rec Fr Public Works (AAO)	99,398	9
ad	10002	Interdepartmental-Overhead	486560	Exp Rec Fr Public Works (AAO)	106,698	10
ad	10002	Interdepartmental-Overhead	486560	Exp Rec Fr Public Works (AAO)	20,000	2
ad	10002	Interdepartmental-Overhead	486560	Exp Rec Fr Public Works (AAO)	20,000	2
ad	10002	Interdepartmental-Overhead	486560	Exp Rec Fr Public Works (AAO)	3,500	
ad	10002	Interdepartmental-Overhead	486560	Exp Rec Fr Public Works (AAO)	20,000	2

20,671	0	0	-20,671	-20,671	0	-20,671	0	0	-20,671	-20,671	0
34,981	0	0	-34,981	-34,981	0	-34,981	0	0	-34,981	-34,981	0
24,921	0	0	-24,921	-24,921	0	-24,921	0	0	-24,921	-24,921	0
48,762	0	0	-48,762	-48,762	0	-48,762	0	0	-48,762	-48,762	0
16,254	0	0	-16,254	-16,254	0	-16,254	0	0	-16,254	-16,254	0
14,841	0	0	-14,841	-14,841	0	-14,841	0	0	-14,841	-14,841	0
10,237	0	0	-10,237	-10,237	0	-10,237	0	0	-10,237	-10,237	0
86,167	18,370	18,370	304,537	304,537	0	286,167	18,370	18,370	304,537	304,537	0
25,614	0	0	325,614	325,614	0	325,614	0	0	325,614	325,614	0
15,934	0	0	-15,934	-15,934	0	-15,934	0	0	-15,934	-15,934	0
02,246	0	0	-102,246	-102,246	0	-102,246	0	0	-102,246	-102,246	0
23,395	0	0	-23,395	-23,395	0	-23,395	0	0	-23,395	-23,395	0
81,630	-18,370	-18,370	-100,000	-100,000	0	-81,630	-18,370	-18,370	-100,000	-100,000	0
-7,901	0	0	-7,901	-7,901	0	-7,901	0	0	-7,901	-7,901	0
49,561	0	0	-49,561	-49,561	0	-49,561	0	0	-49,561	-49,561	0
-5,500	0	0	-5,500	-5,500	0	-5,500	0	0	-5,500	-5,500	0
25,614	0	0	-325,614	-325,614	0	-325,614	0	0	-325,614	-325,614	0
4,500	0	0	4,500	4,500	0	4,500	0	0	4,500	4,500	0
00,000	0	0	100,000	100,000	0	100,000	0	0	100,000	100,000	0
34,700	0	0	34,700	34,700	0	34,700	0	0	34,700	34,700	0
45,304	0	0	45,304	45,304	0	45,304	0	0	45,304	45,304	0
41,816	0	0	41,816	41,816	0	41,816	0	0	41,816	41,816	0
15,000	0	0	15,000	15,000	0	15,000	0	0	15,000	15,000	0
50,000	0	0	50,000	50,000	0	50,000	0	0	50,000	50,000	0
00,000	-75,000	-75,000	25,000	25,000	0	100,000	-75,000	-75,000	25,000	25,000	0
65,845	0	0	165,845	165,845	0	165,845	0	0	165,845	165,845	0
99,398	0	0	99,398	99,398	0	99,398	0	0	99,398	99,398	0
06,698	0	0	106,698	106,698	0	106,698	0	0	106,698	106,698	0
20,000	-20,000	-20,000	0	0	0	20,000	-20,000	-20,000	0	0	0
20,000	-20,000	-20,000	0	0	0	20,000	-20,000	-20,000	0	0	0
3,500	0	0	3,500	3,500	0	3,500	0	0	3,500	3,500	0
20,000	-20,000	-20,000	0	0	0	20,000	-20,000	-20,000	0	0	0

increase $18,370 per DPW request

increase $18,370 per DPW request

DPW-DPW	DPW	DPW	DPW-GEOGINFOSYS	207957	DPW BSM Budgetary	10040	GF PW Work Order
DPW-DPW	DPW	DPW	DPW-GEOGINFOSYS	207957	DPW BSM Budgetary	10040	GF PW Work Order
DPW-DPW	DPW	DPW	DPW-STREETCLEANING	207956	DPW SES Budgetary	10040	GF PW Work Order
DPW-DPW	DPW	DPW	DPW-STREETREPAIR	207951	DPW BSR Budgetary	10040	GF PW Work Order
DPW-DPW	DPW	DPW	DPW-STREETREPAIR	207951	DPW BSR Budgetary	10040	GF PW Work Order
DPW-DPW	DPW	DPW	DPW-STUSEMAPPING	207957	DPW BSM Budgetary	10040	GF PW Work Order
DPW-DPW	DPW	DPW	DPW-URBANFORESTRY	207959	DPW BUF Budgetary	10040	GF PW Work Order
DPW-DPW	UNA	DPW	UNALLOCATED	207950	DPW BDC Budgetary	10040	GF PW Work Order
DPW-DPW	UNA	DPW	UNALLOCATED	207951	DPW BSR Budgetary	10040	GF PW Work Order
DPW-DPW	UNA	DPW	UNALLOCATED	207954	DPW IDC Budgetary	10040	GF PW Work Order
DPW-DPW	UNA	DPW	UNALLOCATED	207956	DPW SES Budgetary	10040	GF PW Work Order
DPW-DPW	UNA	DPW	UNALLOCATED	207957	DPW BSM Budgetary	10040	GF PW Work Order
DPW-DPW	UNA	DPW	UNALLOCATED	207958	DPW SSR Budgetary	10040	GF PW Work Order
DPW-DPW	UNA	DPW	UNALLOCATED	207959	DPW BUF Budgetary	10040	GF PW Work Order
DPW-DPW	UNA	DPW	UNALLOCATED	232636	DPW OFFMA Deputy	10040	GF PW Work Order
DPW-DPW	DPW	DPW	DPW-ARCHITECTURE	207951	DPW BSR Budgetary	10000	GF Annual Account Ctrl
DPW-DPW	DPW	DPW	DPW-BLDGREPAIR	207729	DPW DO Director	13920	SR PW-Overhead
DPW-DPW	DPW	DPW	DPW-BLDGREPAIR	207950	DPW BDC Budgetary	13920	SR PW-Overhead
DPW-DPW	DPW	DPW	DPW-BLDGREPAIR	207954	DPW IDC Budgetary	13920	SR PW-Overhead
DPW-DPW	DPW	DPW	DPW-BLDGREPAIR	207956	DPW SES Budgetary	10000	GF Annual Account Ctrl
DPW-DPW	DPW	DPW	DPW-BLDGREPAIR	207956	DPW SES Budgetary	12769	SR Gas Tax Annual Authority
DPW-DPW	DPW	DPW	DPW-BLDGREPAIR	207956	DPW SES Budgetary	13920	SR PW-Overhead
DPW-DPW	DPW	DPW	DPW-BLDGREPAIR	207957	DPW BSM Budgetary	13920	SR PW-Overhead
DPW-DPW	DPW	DPW	DPW-BLDGREPAIR	207959	DPW BUF Budgetary	12769	SR Gas Tax Annual Authority
DPW-DPW	DPW	DPW	DPW-BLDGREPAIR	207959	DPW BUF Budgetary	13920	SR PW-Overhead
DPW-DPW	DPW	DPW	DPW-BLDGREPAIR	207959	DPW BUF Budgetary	13985	SR 2016 Prop E StreetTreeMaint
DPW-DPW	DPW	DPW	DPW-STREETCLEANING	207951	DPW BSR Budgetary	13920	SR PW-Overhead
DPW-DPW	DPW	DPW	DPW-STUSEMAPPING	207951	DPW BSR Budgetary	13920	SR PW-Overhead
DPW-DPW	DPW	DPW	DPW-ENGINEERING	207950	DPW BDC Budgetary	13920	SR PW-Overhead
DPW-DPW	DPW	DPW	DPW-GEOGINFOSYS	207950	DPW BDC Budgetary	13920	SR PW-Overhead
DPW-DPW	DPW	DPW	DPW-GEOGINFOSYS	207951	DPW BSR Budgetary	13920	SR PW-Overhead
DPW-DPW	DPW	DPW	DPW-GEOGINFOSYS	207954	DPW IDC Budgetary	13920	SR PW-Overhead
DPW-DPW	DPW	DPW	DPW-GEOGINFOSYS	207956	DPW SES Budgetary	13920	SR PW-Overhead

10036178	PW SES IDS	0006	PW BSM SES GIS	10002	Interdepartmental-Overhe
10036179	PW SSR IDS	0007	PW BSM SSR GIS	10002	Interdepartmental-Overhe
10036179	PW SSR IDS	0005	PW SES SSR Overhead Radio Rm	10002	Interdepartmental-Overhe
10036175	PW BUF IDS	0003	PW SSR BUF Gas Tax Ops	10002	Interdepartmental-Overhe
10036178	PW SES IDS	0004	PW SSR SES Gas Tax Ops	10002	Interdepartmental-Overhe
10036179	PW SSR IDS	0006	PW BSM SSR Excavation Permit	10002	Interdepartmental-Overhe
10036179	PW SSR IDS	0003	PW BUF SSR Road Structures	10002	Interdepartmental-Overhe
10016163	PW Work Order	0002	PW Work Order Budget	10002	Interdepartmental-Overhe
10016163	PW Work Order	0002	PW Work Order Budget	10002	Interdepartmental-Overhe
10016163	PW Work Order	0002	PW Work Order Budget	10002	Interdepartmental-Overhe
10016163	PW Work Order	0002	PW Work Order Budget	10002	Interdepartmental-Overhe
10016163	PW Work Order	0002	PW Work Order Budget	10002	Interdepartmental-Overhe
10016163	PW Work Order	0002	PW Work Order Budget	10002	Interdepartmental-Overhe
10016163	PW Work Order	0002	PW Work Order Budget	10002	Interdepartmental-Overhe
10016163	PW Work Order	0002	PW Work Order Budget	10002	Interdepartmental-Overhe
10034422	PW Operating	0001	PW Operating	20676	PW BBR - Building Repair
10029981	PW-Overhead	0001	PW-Dept Overhead	20677	PW GEN - General Admir
10029981	PW-Overhead	0002	PW-Bureau Overhead	20675	PW BDC - Building Dsgn (
10029981	PW-Overhead	0002	PW-Bureau Overhead	20678	PW IDC - Infra Dsgn & Co
10034422	PW Operating	0001	PW Operating	20680	PW SES - Street Env Serv
10034422	PW Operating	0001	PW Operating	20680	PW SES - Street Env Serv
10029981	PW-Overhead	0002	PW-Bureau Overhead	20680	PW SES - Street Env Serv
10029981	PW-Overhead	0002	PW-Bureau Overhead	20682	PW BSM - Street Use & M
10034422	PW Operating	0001	PW Operating	20681	PW BUF - Urban Forestry
10029981	PW-Overhead	0002	PW-Bureau Overhead	20681	PW BUF - Urban Forestry
10034422	PW Operating	0001	PW Operating	20681	PW BUF - Urban Forestry
10029981	PW-Overhead	0002	PW-Bureau Overhead	20676	PW BBR - Building Repair
10029981	PW-Overhead	0002	PW-Bureau Overhead	20676	PW BBR - Building Repair
10029981	PW-Overhead	0002	PW-Bureau Overhead	20675	PW BDC - Building Dsgn (
10029981	PW-Overhead	0002	PW-Bureau Overhead	20675	PW BDC - Building Dsgn (
10029981	PW-Overhead	0002	PW-Bureau Overhead	20676	PW BBR - Building Repair
10029981	PW-Overhead	0002	PW-Bureau Overhead	20678	PW IDC - Infra Dsgn & Co
10029981	PW-Overhead	0002	PW-Bureau Overhead	20680	PW SES - Street Env Serv

ad	10002	Interdepartmental-Overhead	486560	Exp Rec Fr Public Works (AAO)	16,500	
ad	10002	Interdepartmental-Overhead	486560	Exp Rec Fr Public Works (AAO)	20,000	
ad	10002	Interdepartmental-Overhead	486560	Exp Rec Fr Public Works (AAO)	39,656	
ad	10002	Interdepartmental-Overhead	486560	Exp Rec Fr Public Works (AAO)	7,500	
ad	10002	Interdepartmental-Overhead	486560	Exp Rec Fr Public Works (AAO)	23,510	
ad	10002	Interdepartmental-Overhead	486560	Exp Rec Fr Public Works (AAO)	10,986	
ad	10002	Interdepartmental-Overhead	486560	Exp Rec Fr Public Works (AAO)	400,000	4
ad	10002	Interdepartmental-Overhead	486990	Exp Rec-General Unallocated	28,016,600	29,9
ad	10002	Interdepartmental-Overhead	486990	Exp Rec-General Unallocated	23,399,858	27,7
ad	10002	Interdepartmental-Overhead	486990	Exp Rec-General Unallocated	31,653,754	38,8
ad	10002	Interdepartmental-Overhead	486990	Exp Rec-General Unallocated	3,591,427	6,2
ad	10002	Interdepartmental-Overhead	486990	Exp Rec-General Unallocated	18,976,164	21,6
ad	10002	Interdepartmental-Overhead	486990	Exp Rec-General Unallocated	0	
ad	10002	Interdepartmental-Overhead	486990	Exp Rec-General Unallocated	9,627,121	10,1
ad	10002	Interdepartmental-Overhead	486990	Exp Rec-General Unallocated	282,867	3
r	20676	PW BBR - Building Repair	581066	Sr-DPW-Architecture	-4,500	
n	20677	PW GEN - General Admin	581067	Sr-DPW-Building Repair	-50,000	-5
& Const	20675	PW BDC - Building Dsgn & Const	581067	Sr-DPW-Building Repair	-100,000	-1
onst	20678	PW IDC - Infra Dsgn & Const	581067	Sr-DPW-Building Repair	-100,000	-1
vices	20680	PW SES - Street Env Services	581067	Sr-DPW-Building Repair	-165,845	-1
vices	20680	PW SES - Street Env Services	581067	Sr-DPW-Building Repair	-99,398	-9
vices	20680	PW SES - Street Env Services	581067	Sr-DPW-Building Repair	-106,698	-1
Mapping	20682	PW BSM - Street Use & Mapping	581067	Sr-DPW-Building Repair	-34,700	-3
	20681	PW BUF - Urban Forestry	581067	Sr-DPW-Building Repair	-45,304	-4
	20681	PW BUF - Urban Forestry	581067	Sr-DPW-Building Repair	-41,816	-4
	20681	PW BUF - Urban Forestry	581067	Sr-DPW-Building Repair	-15,000	-1
r	20676	PW BBR - Building Repair	581068	Sr-DPW-Street Cleaning	-39,656	-3
r	20676	PW BBR - Building Repair	581069	Sr-DPW-Street Use & Mapping	-10,986	-1
& Const	20675	PW BDC - Building Dsgn & Const	581071	Sr-DPW-Engineering	-20,000	-2
& Const	20675	PW BDC - Building Dsgn & Const	581072	Sr-DPW-Geog. Information Sys	-20,000	-2
r	20676	PW BBR - Building Repair	581072	Sr-DPW-Geog. Information Sys	-20,000	-2
onst	20678	PW IDC - Infra Dsgn & Const	581072	Sr-DPW-Geog. Information Sys	-20,000	-2
vices	20680	PW SES - Street Env Services	581072	Sr-DPW-Geog. Information Sys	-16,500	-1

16,500	0	0	16,500	16,500	0	16,500	0	0	16,500	16,500	0
20,000	-20,000	-20,000	0	0	0	20,000	-20,000	-20,000	0	0	0
39,656	0	0	39,656	39,656	0	39,656	0	0	39,656	39,656	0
7,500	0	0	7,500	7,500	0	7,500	0	0	7,500	7,500	0
23,510	0	0	23,510	23,510	0	23,510	0	0	23,510	23,510	0
10,986	-10,986	-10,986	0	0	0	10,986	-10,986	-10,986	0	0	0
00,000	0	0	400,000	400,000	0	400,000	0	0	400,000	400,000	0
56,264	0	0	29,956,264	29,956,264	0	29,956,264	0	0	29,956,264	29,956,264	0
14,213	658,025	658,025	28,372,238	28,372,238	0	27,714,213	1,801,300	1,801,300	29,515,513	29,515,513	0
85,616	0	0	38,885,616	38,885,616	0	38,885,616	4,407,474	4,407,474	43,293,090	43,293,090	0
60,995	6,379,171	6,379,171	12,640,166	12,640,166	0	6,260,995	10,690,755	10,690,755	16,951,750	16,951,750	0
33,945	0	0	21,633,945	21,633,945	0	21,633,945	684,601	684,601	22,318,546	22,318,546	0
0	0	0	0	0	0	0	0	0	0	0	0
29,418	5,388,111	5,388,111	15,517,529	15,517,529	0	10,129,418	4,044,698	4,044,698	14,174,116	14,174,116	0
42,368	0	0	342,368	342,368	0	342,368	0	0	342,368	342,368	0
-4,500	0	0	-4,500	-4,500	0	-4,500	0	0	-4,500	-4,500	0
50,000	0	0	-50,000	-50,000	0	-50,000	0	0	-50,000	-50,000	0
00,000	0	0	-100,000	-100,000	0	-100,000	0	0	-100,000	-100,000	0
00,000	75,000	75,000	-25,000	-25,000	0	-100,000	75,000	75,000	-25,000	-25,000	0
65,845	0	0	-165,845	-165,845	0	-165,845	0	0	-165,845	-165,845	0
99,398	0	0	-99,398	-99,398	0	-99,398	0	0	-99,398	-99,398	0
06,698	0	0	-106,698	-106,698	0	-106,698	0	0	-106,698	-106,698	0
34,700	0	0	-34,700	-34,700	0	-34,700	0	0	-34,700	-34,700	0
45,304	0	0	-45,304	-45,304	0	-45,304	0	0	-45,304	-45,304	0
41,816	0	0	-41,816	-41,816	0	-41,816	0	0	-41,816	-41,816	0
15,000	0	0	-15,000	-15,000	0	-15,000	0	0	-15,000	-15,000	0
39,656	0	0	-39,656	-39,656	0	-39,656	0	0	-39,656	-39,656	0
10,986	10,986	10,986	0	0	0	-10,986	10,986	10,986	0	0	0
20,000	20,000	20,000	0	0	0	-20,000	20,000	20,000	0	0	0
20,000	20,000	20,000	0	0	0	-20,000	20,000	20,000	0	0	0
20,000	20,000	20,000	0	0	0	-20,000	20,000	20,000	0	0	0
20,000	20,000	20,000	0	0	0	-20,000	20,000	20,000	0	0	0
16,500	0	0	-16,500	-16,500	0	-16,500	0	0	-16,500	-16,500	0

DPW-DPW	DPW	DPW	DPW-GEOGINFOSYS	207959	DPW BUF Budgetary	13920	SR PW-Overhead
DPW-DPW	DPW	DPW	DPW-STREETREPAIR	207956	DPW SES Budgetary	12769	SR Gas Tax Annual Authority
DPW-DPW	DPW	DPW	DPW-STREETREPAIR	207959	DPW BUF Budgetary	12769	SR Gas Tax Annual Authority
DPW-DPW	DPW	DPW	DPW-URBANFORESTRY	207951	DPW BSR Budgetary	12789	SR Road Annual Authority
DPW-ENV	DPW	ENV	ENV	229994	ENV Environment	12200	SR Env-Operating-Non-Project
DPW-ENV	DPW	ENV	ENV	229994	ENV Environment	12200	SR Env-Operating-Non-Project
DPW-ENV	DPW	ENV	ENV	229994	ENV Environment	12200	SR Env-Operating-Non-Project
DPW-ENV	DPW	ENV	ENV	229994	ENV Environment	12200	SR Env-Operating-Non-Project
DPW-ENV	DPW	ENV	ENV	229994	ENV Environment	12200	SR Env-Operating-Non-Project
DPW-ENV	DPW	ENV	ENV	229994	ENV Environment	12210	SR Env-Continuing Projects
DPW-ENV	DPW	ENV	ENV	229994	ENV Environment	12210	SR Env-Continuing Projects
DPW-ENV	DPW	ENV	ENV	207956	DPW SES Budgetary	10000	GF Annual Account Ctrl
DPW-ENV	DPW	ENV	ENV	207956	DPW SES Budgetary	10000	GF Annual Account Ctrl
DPW-ENV	DPW	ENV	ENV	207959	DPW BUF Budgetary	13920	SR PW-Overhead
DPW-ENV	DPW	ENV	ENV	207959	DPW BUF Budgetary	13985	SR 2016 Prop E StreetTreeMaint
DPW-HRD	DPW	HRD	HRD-DRUGTESTING	232025	HRD Employment Services	10060	GF Work Order
DPW-HRD	DPW	HRD	HRD-WORKFORCEDEVELOPMENT	232025	HRD Employment Services	10060	GF Work Order
DPW-HRD	DPW	HRD	HRD-WORKFORCEDEVELOPMENT	232029	HRD Workforce Development	10060	GF Work Order
DPW-HRD	DPW	HRD	HRD-WORKFORCEDEVELOPMENT	207950	DPW BDC Budgetary	13920	SR PW-Overhead
DPW-HRD	DPW	HRD	HRD-WORKFORCEDEVELOPMENT	207950	DPW BDC Budgetary	13920	SR PW-Overhead
DPW-HRD	DPW	HRD	HRD-WORKFORCEDEVELOPMENT	207951	DPW BSR Budgetary	13920	SR PW-Overhead
DPW-HRD	DPW	HRD	HRD-WORKFORCEDEVELOPMENT	207954	DPW IDC Budgetary	13920	SR PW-Overhead
DPW-HRD	DPW	HRD	HRD-WORKFORCEDEVELOPMENT	207954	DPW IDC Budgetary	13920	SR PW-Overhead
DPW-HRD	DPW	HRD	HRD-WORKFORCEDEVELOPMENT	207956	DPW SES Budgetary	13920	SR PW-Overhead
DPW-HRD	DPW	HRD	HRD-WORKFORCEDEVELOPMENT	207957	DPW BSM Budgetary	13920	SR PW-Overhead
DPW-HRD	DPW	HRD	HRD-WORKFORCEDEVELOPMENT	207957	DPW BSM Budgetary	13920	SR PW-Overhead
DPW-HRD	DPW	HRD	HRD-WORKFORCEDEVELOPMENT	207959	DPW BUF Budgetary	13920	SR PW-Overhead
DPW-HRD	DPW	HRD	HRD-WORKFORCEDEVELOPMENT	232636	DPW OFFMA Deputy	13920	SR PW-Overhead
DPW-HRD	DPW	HRD	HRD-WORKFORCEDEVELOPMENT	232636	DPW OFFMA Deputy	13920	SR PW-Overhead
DPW-HRD	DPW	HRD	HRD-DRUGTESTING	207951	DPW BSR Budgetary	13920	SR PW-Overhead
DPW-HRD	DPW	HRD	HRD-DRUGTESTING	207956	DPW SES Budgetary	13920	SR PW-Overhead
DPW-HRD	DPW	HRD	HRD-DRUGTESTING	207959	DPW BUF Budgetary	13920	SR PW-Overhead
DPW-MTA	DPW	MTA	MTA-MUNIRAILWAY	207901	MTATSTSSO Outside Cntractor	22260	MTA TS Op Annual Account Ctrl

10029981	PW-Overhead	0002	PW-Bureau Overhead	20681	PW BUF - Urban Forestry
10034422	PW Operating	0001	PW Operating	20680	PW SES - Street Env Serv
10034422	PW Operating	0001	PW Operating	20681	PW BUF - Urban Forestry
10034422	PW Operating	0001	PW Operating	20676	PW BBR - Building Repair
10026725	EV Environmental Services	0001	EV Environmental Services	10000	Operating
10026725	EV Environmental Services	0730	IPM	10000	Operating
10026725	EV Environmental Services	0800	Zero Waste	10000	Operating
10026726	EV Urban Forestry	0001	EV Urban Forestry	10000	Operating
10026726	EV Urban Forestry	0540	Healthy Ecosystems	10000	Operating
10026725	EV Environmental Services	1000	Cross-Team or Open Allocation	22723	Impound Account Nexus S
10041135	Impound Account Nexus SR Swap	0001	Impound Account Nexus SR Swap	22723	Impound Account Nexus S
10034422	PW Operating	0001	PW Operating	20680	PW SES - Street Env Serv
10034422	PW Operating	0033	DPW-ENV Fund Swap	20680	PW SES - Street Env Serv
10029981	PW-Overhead	0002	PW-Bureau Overhead	20681	PW BUF - Urban Forestry
10034422	PW Operating	0001	PW Operating	20681	PW BUF - Urban Forestry
10026742	HR Administration	0001	HR Administration	10002	Interdepartmental-Overhe
10026742	HR Administration	0001	HR Administration	10002	Interdepartmental-Overhe
10026743	HR Workforce Development	0001	HR Workforce Development	10002	Interdepartmental-Overhe
10029981	PW-Overhead	0002	PW-Bureau Overhead	20675	PW BDC - Building Dsgn
10029981	PW-Overhead	0005	PW-Training	20675	PW BDC - Building Dsgn
10029981	PW-Overhead	0005	PW-Training	20676	PW BBR - Building Repair
10029981	PW-Overhead	0002	PW-Bureau Overhead	20678	PW IDC - Infra Dsgn & Co
10029981	PW-Overhead	0005	PW-Training	20678	PW IDC - Infra Dsgn & Co
10029981	PW-Overhead	0005	PW-Training	20680	PW SES - Street Env Serv
10029981	PW-Overhead	0002	PW-Bureau Overhead	20682	PW BSM - Street Use & M
10029981	PW-Overhead	0005	PW-Training	20682	PW BSM - Street Use & M
10029981	PW-Overhead	0005	PW-Training	20681	PW BUF - Urban Forestry
10029981	PW-Overhead	0002	PW-Bureau Overhead	20677	PW GEN - General Admin
10029981	PW-Overhead	0005	PW-Training	20677	PW GEN - General Admin
10029981	PW-Overhead	0002	PW-Bureau Overhead	20676	PW BBR - Building Repair
10029981	PW-Overhead	0002	PW-Bureau Overhead	20680	PW SES - Street Env Serv
10029981	PW-Overhead	0002	PW-Bureau Overhead	20681	PW BUF - Urban Forestry
10001724	MT Rail & Bus Services	0002	Bus Vehicle Operations-UND	10000	Operating

	20681	PW BUF - Urban Forestry	581072	Sr-DPW-Geog. Information Sys	-3,500	
vices	20680	PW SES - Street Env Services	581078	Sr-DPW-Street Repair	-23,510	-2
	20681	PW BUF - Urban Forestry	581078	Sr-DPW-Street Repair	-7,500	
r	20676	PW BBR - Building Repair	581081	Sr-DPW-Urban Forestry	-400,000	-40
	10000	Operating	486560	Exp Rec Fr Public Works (AAO)	35,229	3
	10000	Operating	486560	Exp Rec Fr Public Works (AAO)	0	
	10000	Operating	486560	Exp Rec Fr Public Works (AAO)	0	
	10000	Operating	486560	Exp Rec Fr Public Works (AAO)	32,000	3
	10000	Operating	486560	Exp Rec Fr Public Works (AAO)	0	
SR Swap	22723	Impound Account Nexus SR Swap	486560	Exp Rec Fr Public Works (AAO)	0	
SR Swap	22723	Impound Account Nexus SR Swap	486560	Exp Rec Fr Public Works (AAO)	2,528,474	2,52
vices	20680	PW SES - Street Env Services	581370	GF-Environment	0	
vices	20680	PW SES - Street Env Services	581370	GF-Environment	-2,528,474	-2,52
	20681	PW BUF - Urban Forestry	581370	GF-Environment	-35,229	-3
	20681	PW BUF - Urban Forestry	581370	GF-Environment	-32,000	-3
ad	10002	Interdepartmental-Overhead	486560	Exp Rec Fr Public Works (AAO)	0	
ad	10002	Interdepartmental-Overhead	486560	Exp Rec Fr Public Works (AAO)	0	
ad	10002	Interdepartmental-Overhead	486560	Exp Rec Fr Public Works (AAO)	25,000	2
& Const	20675	PW BDC - Building Dsgn & Const	581450	GF-HR-Mgmt Training	-10,000	-1
& Const	20675	PW BDC - Building Dsgn & Const	581450	GF-HR-Mgmt Training	0	
r	20676	PW BBR - Building Repair	581450	GF-HR-Mgmt Training	0	
nst	20678	PW IDC - Infra Dsgn & Const	581450	GF-HR-Mgmt Training	-10,000	-1
nst	20678	PW IDC - Infra Dsgn & Const	581450	GF-HR-Mgmt Training	0	
vices	20680	PW SES - Street Env Services	581450	GF-HR-Mgmt Training	0	
Mapping	20682	PW BSM - Street Use & Mapping	581450	GF-HR-Mgmt Training	-1,000	
Mapping	20682	PW BSM - Street Use & Mapping	581450	GF-HR-Mgmt Training	0	
	20681	PW BUF - Urban Forestry	581450	GF-HR-Mgmt Training	0	
n	20677	PW GEN - General Admin	581450	GF-HR-Mgmt Training	-4,000	
n	20677	PW GEN - General Admin	581450	GF-HR-Mgmt Training	0	
r	20676	PW BBR - Building Repair	581490	GF-HR-Drug Testing	0	
vices	20680	PW SES - Street Env Services	581490	GF-HR-Drug Testing	0	
	20681	PW BUF - Urban Forestry	581490	GF-HR-Drug Testing	0	
	10000	Operating	486560	Exp Rec Fr Public Works (AAO)	40,000	4

-3,500	0	0	-3,500	-3,500	0	-3,500	0	0	-3,500	-3,500	0
23,510	0	0	-23,510	-23,510	0	-23,510	0	0	-23,510	-23,510	0
-7,500	0	0	-7,500	-7,500	0	-7,500	0	0	-7,500	-7,500	0
00,000	0	0	-400,000	-400,000	0	-400,000	0	0	-400,000	-400,000	0
35,229	0	-35,229	35,229	0	35,229	35,229	0	-35,229	35,229	0	35,229
0	0	36,000	0	36,000	-36,000	0	0	36,000	0	36,000	-36,000
0	0	183,407	0	183,407	-183,407	0	0	185,407	0	185,407	-185,407
32,000	0	-32,000	32,000	0	32,000	32,000	0	-32,000	32,000	0	32,000
0	0	52,271	0	52,271	-52,271	0	0	53,839	0	53,839	-53,839
0	0	2,149,203	0	2,149,203	-2,149,203	0	0	2,149,203	0	2,149,203	-2,149,203
28,474	-379,271	-2,528,474	2,149,203	0	2,149,203	2,528,474	-379,271	-2,528,474	2,149,203	0	2,149,203
0	0	0	0	0	0	0	0	0	0	0	0
28,474	379,271	0	-2,149,203	-2,528,474	379,271	-2,528,474	379,271	0	-2,149,203	-2,528,474	379,271
35,229	0	0	-35,229	-35,229	0	-35,229	0	0	-35,229	-35,229	0
32,000	0	0	-32,000	-32,000	0	-32,000	0	0	-32,000	-32,000	0
0	0	0	0	0	0	0	0	0	0	0	0
0	0	0	0	0	0	0	0	0	0	0	0
25,000	10,000	10,000	35,000	35,000	0	25,000	10,000	10,000	35,000	35,000	0
10,000	10,000	10,000	0	0	0	-10,000	10,000	10,000	0	0	0
0	-10,000	-10,000	-10,000	-10,000	0	0	-10,000	-10,000	-10,000	-10,000	0
0	-5,000	-5,000	-5,000	-5,000	0	0	-5,000	-5,000	-5,000	-5,000	0
10,000	10,000	10,000	0	0	0	-10,000	10,000	10,000	0	0	0
0	-5,000	-5,000	-5,000	-5,000	0	0	-5,000	-5,000	-5,000	-5,000	0
0	-5,000	-5,000	-5,000	-5,000	0	0	-5,000	-5,000	-5,000	-5,000	0
-1,000	1,000	1,000	0	0	0	-1,000	1,000	1,000	0	0	0
0	-1,000	-1,000	-1,000	-1,000	0	0	-1,000	-1,000	-1,000	-1,000	0
0	-5,000	-5,000	-5,000	-5,000	0	0	-5,000	-5,000	-5,000	-5,000	0
-4,000	4,000	4,000	0	0	0	-4,000	4,000	4,000	0	0	0
0	-4,000	-4,000	-4,000	-4,000	0	0	-4,000	-4,000	-4,000	-4,000	0
0	0	0	0	0	0	0	0	0	0	0	0
0	0	0	0	0	0	0	0	0	0	0	0
0	0	0	0	0	0	0	0	0	0	0	0
40,000	0	0	40,000	40,000	0	40,000	0	0	40,000	40,000	0

Increase per DPW's request

DPW-MTA	DPW	MTA	MTA-PRKG+TRAFFIC	208656	MTAAW SSD-wide	22870	MTA SS Op Annual Account Ctrl
DPW-MTA	DPW	MTA	MTA-MUNIRAILWAY	207959	DPW BUF Budgetary	13985	SR 2016 Prop E StreetTreeMaint
DPW-MTA	DPW	MTA	MTA-PRKG+TRAFFIC	207956	DPW SES Budgetary	12769	SR Gas Tax Annual Authority
DPW-POL	DPW	POL	POL-SECURITY	232092	POL - FOB - Investigatiions	10060	GF Work Order
DPW-POL	DPW	POL	POL-SECURITY	207956	DPW SES Budgetary	10000	GF Annual Account Ctrl
DPW-PUC	DPW	PUC	PUC-CLEANWATER	292657	WWE1001 Sewer Operations	20210	WWE Work Order
DPW-PUC	DPW	PUC	PUC-UEB	276641	PUB0405 Resource Mgmt	27180	PUC Operating Fund
DPW-PUC	DPW	PUC	PUC-UEB	207950	DPW BDC Budgetary	13920	SR PW-Overhead
DPW-PUC	DPW	PUC	PUC-CLEANWATER	207956	DPW SES Budgetary	10000	GF Annual Account Ctrl
DPW-PUC	DPW	PUC	PUC-CLEANWATER	207956	DPW SES Budgetary	10000	GF Annual Account Ctrl
DPW-SHF	DPW	SHF	SHF	232331	SHF Administration	10000	GF Annual Account Ctrl
DPW-SHF	DPW	SHF	SHF	207956	DPW SES Budgetary	10000	GF Annual Account Ctrl
DPW-TIS	DPW	TIS	TIS-CITYWIDECLOUD	207921	DT Adm IDS Pass-thru	28070	ISTIF Annual Authority Ctrl
DPW-TIS	DPW	TIS	TIS-TECHPROJ	207921	DT Adm IDS Pass-thru	28070	ISTIF Annual Authority Ctrl
DPW-TIS	DPW	TIS	TIS-TECHPROJ	207921	DT Adm IDS Pass-thru	28070	ISTIF Annual Authority Ctrl
DPW-TIS	DPW	TIS	TIS-TECHPROJ	207921	DT Adm IDS Pass-thru	28070	ISTIF Annual Authority Ctrl
DPW-TIS	DPW	TIS	TIS-TECHPROJ	207950	DPW BDC Budgetary	13920	SR PW-Overhead
DPW-TIS	DPW	TIS	TIS-TECHPROJ	207954	DPW IDC Budgetary	13920	SR PW-Overhead
DPW-TIS	DPW	TIS	TIS-TECHPROJ	232636	DPW OFFMA Deputy	13920	SR PW-Overhead
DPW-TIS	DPW	TIS	TIS-CITYWIDECLOUD	232636	DPW OFFMA Deputy	13920	SR PW-Overhead
ECN-DPW	ECN	DPW	DPW-CONSTRUCTIONMGMT	207954	DPW IDC Budgetary	10040	GF PW Work Order
ECN-DPW	ECN	DPW	DPW-GENADMIN	207954	DPW IDC Budgetary	10040	GF PW Work Order
ECN-DPW	ECN	DPW	DPW-GENADMIN	207770	ECN Real Estate Development	10010	GF Annual Authority Ctrl
ECN-DPW	ECN	DPW	DPW-CONSTRUCTIONMGMT	207770	ECN Real Estate Development	10010	GF Annual Authority Ctrl
ENV-DPW	ENV	DPW	DPW-STREETCLEANING	207956	DPW SES Budgetary	10000	GF Annual Account Ctrl
ENV-DPW	ENV	DPW	DPW-STUSEMAPPING	207957	DPW BSM Budgetary	10000	GF Annual Account Ctrl
ENV-DPW	ENV	DPW	DPW-STUSEMAPPING	207957	DPW BSM Budgetary	10040	GF PW Work Order
ENV-DPW	ENV	DPW	DPW-STREETCLEANING	229994	ENV Environment	13850	SR Cigarette Litter Abatement
ENV-DPW	ENV	DPW	DPW-STUSEMAPPING	229994	ENV Environment	12210	SR Env-Continuing Projects
ENV-DPW	ENV	DPW	DPW-STUSEMAPPING	229994	ENV Environment	12210	SR Env-Continuing Projects
ENV-DPW	ENV	DPW	DPW-STUSEMAPPING	229994	ENV Environment	13990	SR Solid Waste Non-Project
ENV-DPW	ENV	DPW	DPW-STUSEMAPPING	229994	ENV Environment	13990	SR Solid Waste Non-Project
FIR-DPW	FIR	DPW	DPW-BLDGREPAIR	207951	DPW BSR Budgetary	10040	GF PW Work Order

10001723	MS Parking & Traffic Enforceme	0001	MS Parking & Traffic Enforceme			10000	Operating
10034422	PW Operating	0001	PW Operating			20681	PW BUF - Urban Forestry
10034422	PW Operating	0001	PW Operating			20680	PW SES - Street Env Ser
10001897	PC Security Svc Work order	0003	Dpw Graffiti Abatement			10002	Interdepartmental-Overhe
10034422	PW Operating	0001	PW Operating			20680	PW SES - Street Env Ser
10030001	UC Wastewater Collection	0005	General Collection System			10002	Interdepartmental-Overhe
10026778	UB Infrastructure	0006	Resource Management			10000	Operating
10029981	PW-Overhead	0002	PW-Bureau Overhead			20675	PW BDC - Building Dsgn
10034422	PW Operating	0001	PW Operating			20680	PW SES - Street Env Ser
10034422	PW Operating	0026	PW Operating	00014	Homeless Shelter	20680	PW SES - Street Env Ser
10001938	SH Alternative Programs	0001	Alternative Programs			10000	Operating
10034422	PW Operating	0001	PW Operating			20680	PW SES - Street Env Ser
10024810	DT INTERDEPARTMENTAL SERV	1185	DT Public Cloud			17608	Dt Work Order Projects
10024810	DT INTERDEPARTMENTAL SERV	0110	DT DPW 411 IT Support Services			17608	Dt Work Order Projects
10024810	DT INTERDEPARTMENTAL SERV	1023	DT DPW 49SVN iPad Teems Suppor			17608	Dt Work Order Projects
10024810	DT INTERDEPARTMENTAL SERV	1029	DT City-Wide Oracle License			17608	Dt Work Order Projects
10029981	PW-Overhead	0002	PW-Bureau Overhead			20675	PW BDC - Building Dsgn
10029981	PW-Overhead	0002	PW-Bureau Overhead			20678	PW IDC - Infra Dsgn & Co
10029981	PW-Overhead	0001	PW-Dept Overhead			20677	PW GEN - General Admir
10029981	PW-Overhead	0001	PW-Dept Overhead			20677	PW GEN - General Admir
10036132	PW ECN IDS	0002	IDC ECN Task Force Dev Review			10002	Interdepartmental-Overhe
10036132	PW ECN IDS	0002	IDC ECN Task Force Dev Review			10002	Interdepartmental-Overhe
10022540	BE Public-Private Development	0001	Joint Development Projects-Gen			16658	EW Public-private Develo
10022540	BE Public-Private Development	0001	Joint Development Projects-Gen			16658	EW Public-private Develo
10031280	PW SES ENV Litter Clean Up	0001	Cleaning Services			20680	PW SES - Street Env Ser
10034422	PW Operating	0001	PW Operating			20682	PW BSM - Street Use & M
10041479	PW Refuse Separation Comp Ord	0002	Work order recovery			10002	Interdepartmental-Overhe
10026725	EV Environmental Services	0001	EV Environmental Services			10000	Operating
10035718	C&D Ordinance Fee	0001	C&D Ordinance Fee			22131	Construction & Demolition
10035718	C&D Ordinance Fee	0800	Zero Waste			22131	Construction & Demolition
10026725	EV Environmental Services	0010	ENV SWP-RECYCLING			10000	Operating
10026725	EV Environmental Services	0800	Zero Waste			10000	Operating
10036136	PW FIR IDS	0002	BBR FIR Admin M&R			10002	Interdepartmental-Overhe

	10000	Operating	486560	Exp Rec Fr Public Works (AAO)	5,000	
	20681	PW BUF - Urban Forestry	581680	Ef-Municipal Railway	-40,000	-4
vices	20680	PW SES - Street Env Services	581770	GF-Parking & Traffic	-5,000	
ad	10002	Interdepartmental-Overhead	486560	Exp Rec Fr Public Works (AAO)	60,000	6
vices	20680	PW SES - Street Env Services	581830	GF-Police Security	-60,000	-6
ad	10002	Interdepartmental-Overhead	486560	Exp Rec Fr Public Works (AAO)	131,600	13
	10000	Operating	486560	Exp Rec Fr Public Works (AAO)	0	
& Const	20675	PW BDC - Building Dsgn & Const	581013	GF-PUC-Ueb	0	
vices	20680	PW SES - Street Env Services	581077	Sr-CWP-Clean Water Department	-101,600	-10
vices	20680	PW SES - Street Env Services	581077	Sr-CWP-Clean Water Department	-30,000	-3
	10000	Operating	486560	Exp Rec Fr Public Works (AAO)	35,000	3
vices	20680	PW SES - Street Env Services	581930	GF-Sheriff	-35,000	-3
	17608	Dt Work Order Projects	486560	Exp Rec Fr Public Works (AAO)	106,917	10
	17608	Dt Work Order Projects	486560	Exp Rec Fr Public Works (AAO)	104,487	10
	17608	Dt Work Order Projects	486560	Exp Rec Fr Public Works (AAO)	0	
	17608	Dt Work Order Projects	486560	Exp Rec Fr Public Works (AAO)	0	
& Const	20675	PW BDC - Building Dsgn & Const	581140	DT Technology Projects	-15,000	-1
onst	20678	PW IDC - Infra Dsgn & Const	581140	DT Technology Projects	-15,000	-1
n	20677	PW GEN - General Admin	581140	DT Technology Projects	-74,487	-7
n	20677	PW GEN - General Admin	581142	DT Citywide Public Cloud	-106,917	-10
ad	10002	Interdepartmental-Overhead	486100	Exp Rec Fr Bus & Enc Dev (AAO)	842,428	84
ad	10002	Interdepartmental-Overhead	486100	Exp Rec Fr Bus & Enc Dev (AAO)	4,709,880	4,70
pment	16658	EW Public-private Development	581073	Sr-DPW-General Administration	-4,709,880	-4,70
pment	16658	EW Public-private Development	581075	Sr-DPW-Construction Mgmt	-842,428	-84
vices	20680	PW SES - Street Env Services	486320	Exp Rec Fr Environment (AAO)	3,314,135	3,30
Mapping	20682	PW BSM - Street Use & Mapping	486320	Exp Rec Fr Environment (AAO)	185,407	18
ad	10002	Interdepartmental-Overhead	486320	Exp Rec Fr Environment (AAO)	16,000	1
	10000	Operating	581068	Sr-DPW-Street Cleaning	-3,314,135	-3,30
n Ord	22131	Construction & Demolition Ord	581069	Sr-DPW-Street Use & Mapping	-185,407	-18
n Ord	22131	Construction & Demolition Ord	581069	Sr-DPW-Street Use & Mapping	0	
	10000	Operating	581069	Sr-DPW-Street Use & Mapping	-16,000	-1
	10000	Operating	581069	Sr-DPW-Street Use & Mapping	0	
ad	10002	Interdepartmental-Overhead	486340	Exp Rec Fr Fire Dept (AAO)	180,744	18

5,000	0	0	5,000	5,000	0	5,000	0	0	5,000	5,000	0
40,000	0	0	-40,000	-40,000	0	-40,000	0	0	-40,000	-40,000	0
-5,000	0	0	-5,000	-5,000	0	-5,000	0	0	-5,000	-5,000	0
60,000	0	0	60,000	60,000	0	60,000	0	0	60,000	60,000	0
60,000	0	0	-60,000	-60,000	0	-60,000	0	0	-60,000	-60,000	0
31,600	0	0	131,600	131,600	0	131,600	0	0	131,600	131,600	0
0	0	0	0	0	0	0	0	0	0	0	0
0	0	0	0	0	0	0	0	0	0	0	0
01,600	0	0	-101,600	-101,600	0	-101,600	0	0	-101,600	-101,600	0
30,000	0	0	-30,000	-30,000	0	-30,000	0	0	-30,000	-30,000	0
35,000	0	0	35,000	35,000	0	35,000	0	0	35,000	35,000	0
35,000	0	0	-35,000	-35,000	0	-35,000	0	0	-35,000	-35,000	0
06,917	0	0	106,917	106,917	0	106,917	0	0	106,917	106,917	0
04,487	-9,746	-9,746	94,741	94,741	0	104,487	-9,746	-9,746	94,741	94,741	0
0	9,000	9,000	9,000	9,000	0	0	9,000	9,000	9,000	9,000	0
0	746	746	746	746	0	0	746	746	746	746	0
15,000	0	0	-15,000	-15,000	0	-15,000	0	0	-15,000	-15,000	0
15,000	0	0	-15,000	-15,000	0	-15,000	0	0	-15,000	-15,000	0
74,487	0	0	-74,487	-74,487	0	-74,487	0	0	-74,487	-74,487	0
06,917	0	0	-106,917	-106,917	0	-106,917	0	0	-106,917	-106,917	0
42,428	0	0	842,428	842,428	0	842,428	0	0	842,428	842,428	0
09,880	0	0	4,709,880	4,709,880	0	4,709,880	0	0	4,709,880	4,709,880	0
09,880	0	0	-4,709,880	-4,709,880	0	-4,709,880	0	0	-4,709,880	-4,709,880	0
42,428	0	0	-842,428	-842,428	0	-842,428	0	0	-842,428	-842,428	0
09,246	0	0	3,309,246	3,309,246	0	3,309,246	0	0	3,309,246	3,309,246	0
85,407	0	0	185,407	185,407	0	185,407	0	0	185,407	185,407	0
16,000	0	0	16,000	16,000	0	16,000	0	0	16,000	16,000	0
09,246	0	0	-3,309,246	-3,309,246	0	-3,309,246	0	0	-3,309,246	-3,309,246	0
85,407	185,407	0	0	-185,407	185,407	-185,407	185,407	0	0	-185,407	185,407 Changing Activity
0	-185,407	0	-185,407	0	-185,407	0	-185,407	0	-185,407	0	-185,407 Changing Activity
16,000	16,000	0	0	-16,000	16,000	-16,000	16,000	0	0	-16,000	16,000 Changing Activity
0	-16,000	0	-16,000	0	-16,000	0	-16,000	0	-16,000	0	-16,000 Changing Activity
80,744	0	0	180,744	180,744	0	180,744	6,326	6,326	187,070	187,070	0

/
/
/
/

FIR-DPW	FIR	DPW	DPW-BLDGREPAIR	207951	DPW BSR Budgetary	10040	GF PW Work Order
FIR-DPW	FIR	DPW	DPW-BLDGREPAIR	130652	FIR Support Services	10000	GF Annual Account Ctrl
FIR-DPW	FIR	DPW	DPW-BLDGREPAIR	130653	FIR Training	10000	GF Annual Account Ctrl
HOM-DPW	HOM	DPW	DPW-BLDGREPAIR	207951	DPW BSR Budgetary	10040	GF PW Work Order
HOM-DPW	HOM	DPW	DPW-STREETCLEANING	207956	DPW SES Budgetary	10040	GF PW Work Order
HOM-DPW	HOM	DPW	DPW-BLDGREPAIR	203646	HOM PROGRAMS	10000	GF Annual Account Ctrl
HOM-DPW	HOM	DPW	DPW-STREETCLEANING	203645	HOM ADMINISTRATION	10000	GF Annual Account Ctrl
HSA-DPW	HSA	DPW	DPW-BLDGREPAIR	207951	DPW BSR Budgetary	10040	GF PW Work Order
HSA-DPW	HSA	DPW	DPW-STREETCLEANING	207956	DPW SES Budgetary	10040	GF PW Work Order
HSA-DPW	HSA	DPW	DPW-URBANFORESTRY	207959	DPW BUF Budgetary	10040	GF PW Work Order
HSA-DPW	HSA	DPW	DPW-BLDGREPAIR	149664	HSA AM Support Services	10000	GF Annual Account Ctrl
HSA-DPW	HSA	DPW	DPW-BLDGREPAIR	149664	HSA AM Support Services	10000	GF Annual Account Ctrl
HSA-DPW	HSA	DPW	DPW-STREETCLEANING	149664	HSA AM Support Services	10000	GF Annual Account Ctrl
HSA-DPW	HSA	DPW	DPW-URBANFORESTRY	149664	HSA AM Support Services	10000	GF Annual Account Ctrl
LIB-DPW	LIB	DPW	DPW-ARCHITECTURE	207950	DPW BDC Budgetary	10040	GF PW Work Order
LIB-DPW	LIB	DPW	DPW-BLDGREPAIR	207951	DPW BSR Budgetary	10040	GF PW Work Order
LIB-DPW	LIB	DPW	DPW-STREETCLEANING	207956	DPW SES Budgetary	10040	GF PW Work Order
LIB-DPW	LIB	DPW	DPW-ARCHITECTURE	232048	LIB Public Library	13140	SR Public Library Preserv
LIB-DPW	LIB	DPW	DPW-BLDGREPAIR	232048	LIB Public Library	13140	SR Public Library Preserv
LIB-DPW	LIB	DPW	DPW-STREETCLEANING	232048	LIB Public Library	13140	SR Public Library Preserv
MTA-DPW	MTA	DPW	DPW-ARCHITECTURE	207950	DPW BDC Budgetary	10040	GF PW Work Order
MTA-DPW	MTA	DPW	DPW-ARCHITECTURE	207950	DPW BDC Budgetary	10040	GF PW Work Order
MTA-DPW	MTA	DPW	DPW-BLDGREPAIR	207951	DPW BSR Budgetary	10040	GF PW Work Order
MTA-DPW	MTA	DPW	DPW-BLDGREPAIR	207951	DPW BSR Budgetary	10040	GF PW Work Order
MTA-DPW	MTA	DPW	DPW-BLDGREPAIR	207951	DPW BSR Budgetary	10040	GF PW Work Order
MTA-DPW	MTA	DPW	DPW-GENADMIN	232636	DPW OFFMA Deputy	10040	GF PW Work Order
MTA-DPW	MTA	DPW	DPW-STREETCLEANING	207956	DPW SES Budgetary	10040	GF PW Work Order
MTA-DPW	MTA	DPW	DPW-STREETCLEANING	207956	DPW SES Budgetary	10040	GF PW Work Order
MTA-DPW	MTA	DPW	DPW-STREETREPAIR	207951	DPW BSR Budgetary	10040	GF PW Work Order
MTA-DPW	MTA	DPW	DPW-STUSEMAPPING	207957	DPW BSM Budgetary	10040	GF PW Work Order

10036136	PW FIR IDS	0003	BBR FIR Support Boiler M&R			10002	Interdepartmental-Overhe
10001964	FD Support Services	0001	Support Services			10000	Operating
10001968	FD Training	0001	Training			10000	Operating
10036137	PW HOM IDS	0002	BBR HOM M&R			10002	Interdepartmental-Overhe
10036137	PW HOM IDS	0003	SES HOM 440 Turk			10002	Interdepartmental-Overhe
10037475	HOM Temporary Shelter	0001	HOM Temporary Shelter	00014	Homeless Shelter	10000	Operating
10026736	HO Administration	0001	HO Administration			10000	Operating
10036140	PW HSA IDS	0002	BBR HSA M&R			10002	Interdepartmental-Overhe
10036140	PW HSA IDS	0003	SES HSA 1235 Mission			10002	Interdepartmental-Overhe
10016163	PW Work Order	0002	PW Work Order Budget			10002	Interdepartmental-Overhe
10001700	HS AD County Expense Claim	0001	Allocable Staff&Overhd			10000	Operating
10037902	HS AD Alterations/Maintenance	0099	DO NOT USE			10000	Operating
10001700	HS AD County Expense Claim	0001	Allocable Staff&Overhd			10000	Operating
10001700	HS AD County Expense Claim	0001	Allocable Staff&Overhd			10000	Operating
10036143	PW LIB IDS	0002	BDC LIB Const Mgmt			10002	Interdepartmental-Overhe
10036143	PW LIB IDS	0003	BBR LIB M&R			10002	Interdepartmental-Overhe
10036143	PW LIB IDS	0004	SES LIB Cleaning			10002	Interdepartmental-Overhe
10026753	LB Facilities Maintenance	0001	Facilities Maintenance			10000	Operating
10026753	LB Facilities Maintenance	0001	Facilities Maintenance			10000	Operating
10026753	LB Facilities Maintenance	0001	Facilities Maintenance			10000	Operating
10036145	PW MTA IDS	0008	BDC MTA Safety Hazmat Abate			10002	Interdepartmental-Overhe
10036145	PW MTA IDS	0020	BDC MTA Storage Tank Comp			10002	Interdepartmental-Overhe
10036145	PW MTA IDS	0012	SES MTASMPK DPT St & Pkg Lots			10002	Interdepartmental-Overhe
10036145	PW MTA IDS	0015	BBR MTATSMW OffInfrast MuniM&R			10002	Interdepartmental-Overhe
10036145	PW MTA IDS	0017	BBR MTATSMW Oh Lines M&R			10002	Interdepartmental-Overhe
10036145	PW MTA IDS	0001	Reserves - Project			10002	Interdepartmental-Overhe
10036145	PW MTA IDS	0002	SES MTAFARE 3rd St Rail&Platfm			10002	Interdepartmental-Overhe
10036145	PW MTA IDS	0014	SES MTASMEN Yards&TrafficSgns			10002	Interdepartmental-Overhe
10036145	PW MTA IDS	0016	SSR MTATSMW OffInfrast St Rpr			10002	Interdepartmental-Overhe
10036145	PW MTA IDS	0018	BSM MTA Oh Lines Maint SIRP			10002	Interdepartmental-Overhe

ad	10002	Interdepartmental-Overhead	486340	Exp Rec Fr Fire Dept (AAO)	26,940	2
	10000	Operating	581067	Sr-DPW-Building Repair	-26,940	-2
	10000	Operating	581067	Sr-DPW-Building Repair	-180,744	-18
ad	10002	Interdepartmental-Overhead	486195	EXP REC Fr HomelessnessSvcsAAO	22,174	2
ad	10002	Interdepartmental-Overhead	486195	EXP REC Fr HomelessnessSvcsAAO	142,590	14
	10000	Operating	581067	Sr-DPW-Building Repair	-22,174	-2
	10000	Operating	581068	Sr-DPW-Street Cleaning	-142,590	-14
ad	10002	Interdepartmental-Overhead	486690	Exp Rec Fr Human Services AAO	350,000	35
ad	10002	Interdepartmental-Overhead	486690	Exp Rec Fr Human Services AAO	51,363	5
ad	10002	Interdepartmental-Overhead	486690	Exp Rec Fr Human Services AAO	15,000	1
	10000	Operating	581067	Sr-DPW-Building Repair	-50,000	-5
	10000	Operating	581067	Sr-DPW-Building Repair	-300,000	-30
	10000	Operating	581068	Sr-DPW-Street Cleaning	-51,363	-5
	10000	Operating	581081	Sr-DPW-Urban Forestry	-15,000	-1
ad	10002	Interdepartmental-Overhead	486430	Exp Rec Fr Public Library AAO	103,500	10
ad	10002	Interdepartmental-Overhead	486430	Exp Rec Fr Public Library AAO	1,607,823	1,53
ad	10002	Interdepartmental-Overhead	486430	Exp Rec Fr Public Library AAO	258,192	26
	10000	Operating	581066	Sr-DPW-Architecture	-103,500	-10
	10000	Operating	581067	Sr-DPW-Building Repair	-1,607,823	-1,53
	10000	Operating	581068	Sr-DPW-Street Cleaning	-258,192	-26
ad	10002	Interdepartmental-Overhead	486460	Exp Rec Fr Muni TransprtnAAO	344,258	35
ad	10002	Interdepartmental-Overhead	486460	Exp Rec Fr Muni TransprtnAAO	0	
ad	10002	Interdepartmental-Overhead	486460	Exp Rec Fr Muni TransprtnAAO	0	
ad	10002	Interdepartmental-Overhead	486460	Exp Rec Fr Muni TransprtnAAO	725,445	75
ad	10002	Interdepartmental-Overhead	486460	Exp Rec Fr Muni TransprtnAAO	12,722	1
ad	10002	Interdepartmental-Overhead	486460	Exp Rec Fr Muni TransprtnAAO	47,227	4
ad	10002	Interdepartmental-Overhead	486460	Exp Rec Fr Muni TransprtnAAO	622,816	65
ad	10002	Interdepartmental-Overhead	486460	Exp Rec Fr Muni TransprtnAAO	574,519	59
ad	10002	Interdepartmental-Overhead	486460	Exp Rec Fr Muni TransprtnAAO	206,554	21
ad	10002	Interdepartmental-Overhead	486460	Exp Rec Fr Muni TransprtnAAO	40,163	4

27,883	0	0	27,883	27,883	0	27,883	976	976	28,859	28,859	0
27,883	0	0	-27,883	-27,883	0	-27,883	-976	-976	-28,859	-28,859	0
80,744	0	0	-180,744	-180,744	0	-180,744	-6,326	-6,326	-187,070	-187,070	0
22,174	0	0	22,174	22,174	0	22,174	776	776	22,950	22,950	0
42,590	0	0	142,590	142,590	0	142,590	4,991	4,991	147,581	147,581	0
22,174	0	0	-22,174	-22,174	0	-22,174	-776	-776	-22,950	-22,950	0
42,590	0	0	-142,590	-142,590	0	-142,590	-4,991	-4,991	-147,581	-147,581	0
50,000	-50,000	-50,000	300,000	300,000	0	350,000	-50,000	-50,000	300,000	300,000	0
53,161	0	0	53,161	53,161	0	53,161	1,861	1,861	55,022	55,022	0
15,000	0	0	15,000	15,000	0	15,000	525	525	15,525	15,525	0
50,000	50,000	50,000	0	0	0	-50,000	50,000	50,000	0	0	0
00,000	0	0	-300,000	-300,000	0	-300,000	0	0	-300,000	-300,000	0
53,161	0	0	-53,161	-53,161	0	-53,161	-1,861	-1,861	-55,022	-55,022	0
15,000	0	0	-15,000	-15,000	0	-15,000	-525	-525	-15,525	-15,525	0
07,123	0	0	107,123	107,123	0	107,123	3,749	3,749	110,872	110,872	0 3.5% CPI adjustr
33,687	-217,152	-217,152	1,316,535	1,316,535	0	1,533,687	-171,073	-171,073	1,362,614	1,362,614	0 Reallocate $217, team work order. adjustment in FY
67,229	0	0	267,229	267,229	0	267,229	9,353	9,353	276,582	276,582	0 BDC Project Mar
07,123	0	0	-107,123	-107,123	0	-107,123	-3,749	-3,749	-110,872	-110,872	0 3.5% CPI adjustr
33,687	217,152	217,152	-1,316,535	-1,316,535	0	-1,533,687	171,073	171,073	-1,362,614	-1,362,614	0 Reallocate $217, team work order. adjustment in FY
67,229	0	0	-267,229	-267,229	0	-267,229	-9,353	-9,353	-276,582	-276,582	0 BDC Project Mar
56,307	0	0	356,307	356,307	0	356,307	12,470	12,470	368,777	368,777	0 CPI increase
0	0	0	0	0	0	0	0	0	0	0	0
0	42,938	42,938	42,938	42,938	0	0	44,441	44,441	44,441	44,441	0
50,836	0	0	750,836	750,836	0	750,836	26,279	26,279	777,115	777,115	0 Reallocating from 581067 per MTA
13,168	-1	-1	13,167	13,167	0	13,168	460	460	13,628	13,628	0
48,880	-48,880	-48,880	0	0	0	48,880	-48,880	-48,880	0	0	0
53,957	-9,342	-9,342	644,615	644,615	0	653,957	13,219	13,219	667,176	667,176	0
94,627	-481,360	-481,360	113,267	113,267	0	594,627	-477,396	-477,396	117,231	117,231	0
13,783	0	0	213,783	213,783	0	213,783	7,483	7,483	221,266	221,266	0 CPI increase
41,569	0	0	41,569	41,569	0	41,569	1,455	1,455	43,024	43,024	0

nent in FY27

152 to FAST
3.5% CPI
27.

nagement

nent in FY27

152 to FAST
3.5% CPI
27.

nagement

n 581068 to
PM

MTA-DPW	MTA	DPW	DPW-URBANFORESTRY	207959	DPW BUF Budgetary	10040	GF PW Work Order
MTA-DPW	MTA	DPW	DPW-URBANFORESTRY	207959	DPW BUF Budgetary	10040	GF PW Work Order
MTA-DPW	MTA	DPW	DPW-BLDGREPAIR	207951	DPW BSR Budgetary	10040	GF PW Work Order
MTA-DPW	MTA	DPW	DPW-BLDGREPAIR	207951	DPW BSR Budgetary	10040	GF PW Work Order
MTA-DPW	MTA	DPW	DPW-BLDGREPAIR	207951	DPW BSR Budgetary	10040	GF PW Work Order
MTA-DPW	MTA	DPW	DPW-STREETCLEANING	207956	DPW SES Budgetary	10000	GF Annual Account Ctrl
MTA-DPW	MTA	DPW	DPW-STREETCLEANING	207956	DPW SES Budgetary	10000	GF Annual Account Ctrl
MTA-DPW	MTA	DPW	DPW-STREETCLEANING	207956	DPW SES Budgetary	10040	GF PW Work Order
MTA-DPW	MTA	DPW	DPW-STREETCLEANING	207956	DPW SES Budgetary	10040	GF PW Work Order
MTA-DPW	MTA	DPW	DPW-STREETREPAIR	207951	DPW BSR Budgetary	10040	GF PW Work Order
MTA-DPW	MTA	DPW	DPW-STREETREPAIR	207951	DPW BSR Budgetary	10040	GF PW Work Order
MTA-DPW	MTA	DPW	DPW-STUSEMAPPING	207957	DPW BSM Budgetary	10000	GF Annual Account Ctrl
MTA-DPW	MTA	DPW	DPW-URBANFORESTRY	207959	DPW BUF Budgetary	10040	GF PW Work Order
MTA-DPW	MTA	DPW	DPW-URBANFORESTRY	207959	DPW BUF Budgetary	10040	GF PW Work Order
MTA-DPW	MTA	DPW	DPW-ARCHITECTURE	138725	MTASTREPM Real Est Prop-Gen	22260	MTA TS Op Annual Account Ctrl
MTA-DPW	MTA	DPW	DPW-ARCHITECTURE	207890	MTATSMW Mechanical Systems	22305	MTA TS OPR PROJ SUP-PSF NEW
MTA-DPW	MTA	DPW	DPW-BLDGREPAIR	138725	MTASTREPM Real Est Prop-Gen	22260	MTA TS Op Annual Account Ctrl
MTA-DPW	MTA	DPW	DPW-BLDGREPAIR	138746	MTASSEN Trnsp Eng Signalshp	22870	MTA SS Op Annual Account Ctrl
MTA-DPW	MTA	DPW	DPW-BLDGREPAIR	165646	MTASSFOME Field Operation-Gen	22870	MTA SS Op Annual Account Ctrl
MTA-DPW	MTA	DPW	DPW-BLDGREPAIR	207856	MTATSMW Overhead Lines	22260	MTA TS Op Annual Account Ctrl
MTA-DPW	MTA	DPW	DPW-BLDGREPAIR	207964	MTASSEF Enforce Spec Event-GEN	22870	MTA SS Op Annual Account Ctrl
MTA-DPW	MTA	DPW	DPW-STREETCLEANING	138725	MTASTREPM Real Est Prop-Gen	22260	MTA TS Op Annual Account Ctrl
MTA-DPW	MTA	DPW	DPW-STREETCLEANING	165646	MTASSFOME Field Operation-Gen	22870	MTA SS Op Annual Account Ctrl
MTA-DPW	MTA	DPW	DPW-STREETCLEANING	207799	MTASSENGE Transp Gas Tax	22870	MTA SS Op Annual Account Ctrl
MTA-DPW	MTA	DPW	DPW-STREETCLEANING	207801	MTASSENGE Transp Overhead	22870	MTA SS Op Annual Account Ctrl
MTA-DPW	MTA	DPW	DPW-STREETCLEANING	207813	MTASSPK Administration	22870	MTA SS Op Annual Account Ctrl
MTA-DPW	MTA	DPW	DPW-STREETCLEANING	207964	MTASSEF Enforce Spec Event-GEN	22870	MTA SS Op Annual Account Ctrl
MTA-DPW	MTA	DPW	DPW-STREETCLEANING	208657	MTAAW Transit-wide	22265	MTA OH OPR AGENCYWIDE NEW
MTA-DPW	MTA	DPW	DPW-STREETCLEANING	210830	MTASTSH Shelter Maintenance	22260	MTA TS Op Annual Account Ctrl
MTA-DPW	MTA	DPW	DPW-STUSEMAPPING	207799	MTASSENGE Transp Gas Tax	22870	MTA SS Op Annual Account Ctrl
MTA-DPW	MTA	DPW	DPW-STUSEMAPPING	207856	MTATSMW Overhead Lines	22260	MTA TS Op Annual Account Ctrl

10036145	PW MTA IDS	0012	SES MTASMPK DPT St & Pkg Lots	10002	Interdepartmental-Overhe
10036145	PW MTA IDS	0013	BUF MTATZ Commuter Shuttle	10002	Interdepartmental-Overhe
10036145	PW MTA IDS	0003	BBR MTASMEN Eng Signlshp M&R	10002	Interdepartmental-Overhe
10036145	PW MTA IDS	0005	BBR MTASMFO M&R	10002	Interdepartmental-Overhe
10036145	PW MTA IDS	0021	BBR MTASSEF Enforce Div M&R	10002	Interdepartmental-Overhe
10031279	PW SES MTA Graffiti Program	0001	Cleaning Services	20680	PW SES - Street Env Ser
10039025	PW SES MTA Ops Yard Occupancy	0001	PW Operating	20680	PW SES - Street Env Ser
10036145	PW MTA IDS	0012	SES MTASMPK DPT St & Pkg Lots	10002	Interdepartmental-Overhe
10036145	PW MTA IDS	0052	SSR MTATSMWBI MOW Track Maint	10002	Interdepartmental-Overhe
10036145	PW MTA IDS	0004	SSR MTASMEN Eng Signlshp Rpr	10002	Interdepartmental-Overhe
10036145	PW MTA IDS	0007	SSR MTASMFO Street Rpr	10002	Interdepartmental-Overhe
10034422	PW Operating	0001	PW Operating	20682	PW BSM - Street Use & M
10036145	PW MTA IDS	0006	BUF MTASMFO Sidewalk Rpr Meter	10002	Interdepartmental-Overhe
10036145	PW MTA IDS	0019	BUF MTATSMW Oh Lines Tree Trim	10002	Interdepartmental-Overhe
10001719	MT Administration	0023	Adm General Administration-UND	10000	Operating
10001724	MT Rail & Bus Services	0009	Bus Vehicle Maintenance-UND	10000	Operating
10001719	MT Administration	0023	Adm General Administration-UND	10000	Operating
10001723	MS Parking & Traffic Enforceme	0001	MS Parking & Traffic Enforceme	10000	Operating
10001723	MS Parking & Traffic Enforceme	0001	MS Parking & Traffic Enforceme	10000	Operating
10001724	MT Rail & Bus Services	0016	Bus Non Vehicle Maint-UND	10000	Operating
10022175	SE MTA/SFPD-PKG & TRANSIT ENF	0001	SE MTA/SFPD-PKG & TRANSIT ENF	10000	Operating
10001719	MT Administration	0023	Adm General Administration-UND	10000	Operating
10001723	MS Parking & Traffic Enforceme	0001	MS Parking & Traffic Enforceme	10000	Operating
10001723	MS Parking & Traffic Enforceme	0001	MS Parking & Traffic Enforceme	10000	Operating
10001723	MS Parking & Traffic Enforceme	0001	MS Parking & Traffic Enforceme	10000	Operating
10001725	MG Parking Garage & Lot Operat	0001	MG Parking Garage & Lot Operat	10000	Operating
10022175	SE MTA/SFPD-PKG & TRANSIT ENF	0001	SE MTA/SFPD-PKG & TRANSIT ENF	10000	Operating
10001719	MT Administration	0023	Adm General Administration-UND	10000	Operating
10001719	MT Administration	0023	Adm General Administration-UND	10000	Operating
10001723	MS Parking & Traffic Enforceme	0001	MS Parking & Traffic Enforceme	10000	Operating
10001724	MT Rail & Bus Services	0016	Bus Non Vehicle Maint-UND	10000	Operating

ad	10002	Interdepartmental-Overhead	486460	Exp Rec Fr Muni TransprtnAAO	0	
ad	10002	Interdepartmental-Overhead	486460	Exp Rec Fr Muni TransprtnAAO	83,154	8
ad	10002	Interdepartmental-Overhead	486520	Exp Rec Fr Parking&Traffic AAO	50,347	5
ad	10002	Interdepartmental-Overhead	486520	Exp Rec Fr Parking&Traffic AAO	97,293	1(
ad	10002	Interdepartmental-Overhead	486520	Exp Rec Fr Parking&Traffic AAO	85,274	8
vices	20680	PW SES - Street Env Services	486520	Exp Rec Fr Parking&Traffic AAO	516,618	5
vices	20680	PW SES - Street Env Services	486520	Exp Rec Fr Parking&Traffic AAO	78,000	8
ad	10002	Interdepartmental-Overhead	486520	Exp Rec Fr Parking&Traffic AAO	109,437	1
ad	10002	Interdepartmental-Overhead	486520	Exp Rec Fr Parking&Traffic AAO	336,830	
ad	10002	Interdepartmental-Overhead	486520	Exp Rec Fr Parking&Traffic AAO	5,543	
ad	10002	Interdepartmental-Overhead	486520	Exp Rec Fr Parking&Traffic AAO	27,718	2
lapping	20682	PW BSM - Street Use & Mapping	486520	Exp Rec Fr Parking&Traffic AAO	240,690	2
ad	10002	Interdepartmental-Overhead	486520	Exp Rec Fr Parking&Traffic AAO	40,947	4
ad	10002	Interdepartmental-Overhead	486520	Exp Rec Fr Parking&Traffic AAO	813,888	8
	10000	Operating	581066	Sr-DPW-Architecture	-344,258	-3
	10000	Operating	581066	Sr-DPW-Architecture	0	
	10000	Operating	581067	Sr-DPW-Building Repair	-725,445	-7
	10000	Operating	581067	Sr-DPW-Building Repair	-50,347	-5
	10000	Operating	581067	Sr-DPW-Building Repair	-97,293	-1(
	10000	Operating	581067	Sr-DPW-Building Repair	-12,722	-1
	10000	Operating	581067	Sr-DPW-Building Repair	-85,274	-8
	10000	Operating	581068	Sr-DPW-Street Cleaning	-622,816	-6
	10000	Operating	581068	Sr-DPW-Street Cleaning	-336,830	
	10000	Operating	581068	Sr-DPW-Street Cleaning	-291,661	-2
	10000	Operating	581068	Sr-DPW-Street Cleaning	-109,437	-1
	10000	Operating	581068	Sr-DPW-Street Cleaning	-574,519	-5
	10000	Operating	581068	Sr-DPW-Street Cleaning	-78,000	-8
	10000	Operating	581068	Sr-DPW-Street Cleaning	-224,957	-2
	10000	Operating	581068	Sr-DPW-Street Cleaning	0	
	10000	Operating	581069	Sr-DPW-Street Use & Mapping	-240,690	-2
	10000	Operating	581069	Sr-DPW-Street Use & Mapping	-40,163	-4

0	81,698	81,698	81,698	81,698	0	0	84,557	84,557	84,557	84,557	0	
86,064	0	0	86,064	86,064	0	86,064	3,012	3,012	89,076	89,076	0	
52,109	0	0	52,109	52,109	0	52,109	1,824	1,824	53,933	53,933	0	
00,699	-100,699	-100,699	0	0	0	100,699	-100,699	-100,699	0	0	0	Reduction due to of Service per PM
88,258	0	0	88,258	88,258	0	88,258	3,089	3,089	91,347	91,347	0	
16,618	18,081	18,081	534,699	534,699	0	516,618	36,797	36,797	553,415	553,415	0	
80,730	0	0	80,730	80,730	0	80,730	2,826	2,826	83,556	83,556	0	
13,267	356,724	356,724	469,991	469,991	0	113,267	373,174	373,174	486,441	486,441	0	
0	0	0	0	0	0	0	0	0	0	0	0	
5,737	0	0	5,737	5,737	0	5,737	201	201	5,938	5,938	0	CPI increase
28,688	0	0	28,688	28,688	0	28,688	1,005	1,005	29,693	29,693	0	CPI increase
40,690	8,424	8,424	249,114	249,114	0	240,690	17,143	17,143	257,833	257,833	0	
42,380	0	0	42,380	42,380	0	42,380	1,483	1,483	43,863	43,863	0	
54,583	-12,209	-12,209	842,374	842,374	0	854,583	17,274	17,274	871,857	871,857	0	
56,307	0	0	-356,307	-356,307	0	-356,307	-12,470	-12,470	-368,777	-368,777	0	CPI increase
0	0	0	0	0	0	0	0	0	0	0	0	
50,836	0	0	-750,836	-750,836	0	-750,836	-26,279	-26,279	-777,115	-777,115	0	
52,109	0	0	-52,109	-52,109	0	-52,109	-1,824	-1,824	-53,933	-53,933	0	
00,699	100,699	100,699	0	0	0	-100,699	100,699	100,699	0	0	0	
13,168	1	1	-13,167	-13,167	0	-13,168	-460	-460	-13,628	-13,628	0	
88,258	-42,938	-42,938	-131,196	-131,196	0	-88,258	-47,530	-47,530	-135,788	-135,788	0	
53,957	9,342	9,342	-644,615	-644,615	0	-653,957	-13,219	-13,219	-667,176	-667,176	0	
0	0	0	0	0	0	0	0	0	0	0	0	
91,661	-10,208	-10,208	-301,869	-301,869	0	-291,661	-20,774	-20,774	-312,435	-312,435	0	
13,267	0	0	-113,267	-113,267	0	-113,267	-3,964	-3,964	-117,231	-117,231	0	
94,627	124,636	124,636	-469,991	-469,991	0	-594,627	108,186	108,186	-486,441	-486,441	0	
80,730	0	0	-80,730	-80,730	0	-80,730	-2,826	-2,826	-83,556	-83,556	0	
24,957	-7,873	-7,873	-232,830	-232,830	0	-224,957	-16,023	-16,023	-240,980	-240,980	0	
0	0	0	0	0	0	0	0	0	0	0	0	
40,690	-8,424	-8,424	-249,114	-249,114	0	-240,690	-17,143	-17,143	-257,833	-257,833	0	
41,569	0	0	-41,569	-41,569	0	-41,569	-1,455	-1,455	-43,024	-43,024	0	

discontinuance
/

MTA-DPW	MTA	DPW	DPW-GENADMIN	208657	MTAAW Transit-wide	22265	MTA OH OPR AGENCYWIDE NEW
MTA-DPW	MTA	DPW	DPW-STREETREPAIR	138746	MTASSEN Trnsp Eng Signalshp	22870	MTA SS Op Annual Account Ctrl
MTA-DPW	MTA	DPW	DPW-STREETREPAIR	165646	MTASSFOME Field Operation-Gen	22870	MTA SS Op Annual Account Ctrl
MTA-DPW	MTA	DPW	DPW-STREETREPAIR	207852	MTATSMW Maint Engineering	22260	MTA TS Op Annual Account Ctrl
MTA-DPW	MTA	DPW	DPW-URBANFORESTRY	165646	MTASSFOME Field Operation-Gen	22870	MTA SS Op Annual Account Ctrl
MTA-DPW	MTA	DPW	DPW-URBANFORESTRY	175656	MTATZ Taxi Regulatn & Polcy	22870	MTA SS Op Annual Account Ctrl
MTA-DPW	MTA	DPW	DPW-URBANFORESTRY	207813	MTASSPK Administration	22870	MTA SS Op Annual Account Ctrl
MTA-DPW	MTA	DPW	DPW-URBANFORESTRY	207856	MTATSMW Overhead Lines	22260	MTA TS Op Annual Account Ctrl
POL-DPW	POL	DPW	DPW-BLDGREPAIR	207951	DPW BSR Budgetary	10040	GF PW Work Order
POL-DPW	POL	DPW	DPW-URBANFORESTRY	207959	DPW BUF Budgetary	10040	GF PW Work Order
POL-DPW	POL	DPW	DPW-BLDGREPAIR	232087	POL - FOB - Patrol	10000	GF Annual Account Ctrl
POL-DPW	POL	DPW	DPW-URBANFORESTRY	232087	POL - FOB - Patrol	10000	GF Annual Account Ctrl
PRT-DPW	PRT	DPW	DPW-BLDGREPAIR	207951	DPW BSR Budgetary	10040	GF PW Work Order
PRT-DPW	PRT	DPW	DPW-ENGINEERING	207954	DPW IDC Budgetary	10040	GF PW Work Order
PRT-DPW	PRT	DPW	DPW-STREETCLEANING	207956	DPW SES Budgetary	10000	GF Annual Account Ctrl
PRT-DPW	PRT	DPW	DPW-STREETREPAIR	207951	DPW BSR Budgetary	10040	GF PW Work Order
PRT-DPW	PRT	DPW	DPW-URBANFORESTRY	207959	DPW BUF Budgetary	10040	GF PW Work Order
PRT-DPW	PRT	DPW	DPW-BLDGREPAIR	109762	PRT MN-Administration	23680	PRT-OP Annual Account Ctrl
PRT-DPW	PRT	DPW	DPW-BLDGREPAIR	109762	PRT MN-Administration	23680	PRT-OP Annual Account Ctrl
PRT-DPW	PRT	DPW	DPW-STREETCLEANING	109762	PRT MN-Administration	23680	PRT-OP Annual Account Ctrl
PRT-DPW	PRT	DPW	DPW-STREETCLEANING	109762	PRT MN-Administration	23680	PRT-OP Annual Account Ctrl
PRT-DPW	PRT	DPW	DPW-ENGINEERING	109792	PRT EG-Engineering	23680	PRT-OP Annual Account Ctrl
PRT-DPW	PRT	DPW	DPW-ENGINEERING	109792	PRT EG-Engineering	23680	PRT-OP Annual Account Ctrl
PRT-DPW	PRT	DPW	DPW-GENADMIN	109792	PRT EG-Engineering	23680	PRT-OP Annual Account Ctrl
PRT-DPW	PRT	DPW	DPW-STREETREPAIR	109762	PRT MN-Administration	23680	PRT-OP Annual Account Ctrl
PRT-DPW	PRT	DPW	DPW-STREETREPAIR	109762	PRT MN-Administration	23680	PRT-OP Annual Account Ctrl
PRT-DPW	PRT	DPW	DPW-URBANFORESTRY	109762	PRT MN-Administration	23680	PRT-OP Annual Account Ctrl
PRT-DPW	PRT	DPW	DPW-URBANFORESTRY	109762	PRT MN-Administration	23680	PRT-OP Annual Account Ctrl
PUC-DPW	PUC	DPW	DPW-ENGINEERING	207954	DPW IDC Budgetary	10040	GF PW Work Order
PUC-DPW	PUC	DPW	DPW-GENADMIN	232636	DPW OFFMA Deputy	10040	GF PW Work Order
PUC-DPW	PUC	DPW	DPW-BLDGREPAIR	207951	DPW BSR Budgetary	10040	GF PW Work Order

10001719	MT Administration	0023	Adm General Administration-UND	10000	Operating
10001723	MS Parking & Traffic Enforceme	0001	MS Parking & Traffic Enforceme	10000	Operating
10001723	MS Parking & Traffic Enforceme	0001	MS Parking & Traffic Enforceme	10000	Operating
10001724	MT Rail & Bus Services	0016	Bus Non Vehicle Maint-UND	10000	Operating
10001723	MS Parking & Traffic Enforceme	0001	MS Parking & Traffic Enforceme	10000	Operating
10001728	MX Taxi Services	0001	MX Taxi Services	10000	Operating
10001725	MG Parking Garage & Lot Operat	0001	MG Parking Garage & Lot Operat	10000	Operating
10001724	MT Rail & Bus Services	0016	Bus Non Vehicle Maint-UND	10000	Operating
10036148	PW POL IDS	0002	BBR POL M&R	10002	Interdepartmental-Overhe
10036148	PW POL IDS	0003	BUF POL Gardens	10002	Interdepartmental-Overhe
10001911	PC Field Operations	0002	Field Operations	10000	Operating
10001911	PC Field Operations	0002	Field Operations	10000	Operating
10036149	PW PRT IDS	0003	BBR PRT M&R	10002	Interdepartmental-Overhe
10016163	PW Work Order	0002	PW Work Order Budget	10002	Interdepartmental-Overhe
10034422	PW Operating	0001	PW Operating	20680	PW SES - Street Env Ser
10036149	PW PRT IDS	0004	SSR PRT Annual Paving Support	10002	Interdepartmental-Overhe
10036149	PW PRT IDS	0005	BUF PRT Embarcadero	10002	Interdepartmental-Overhe
10026769	PO Capital Investment	0001	PO Capital Investment	10000	Operating
10026769	PO Capital Investment	0001	PO Capital Investment	10000	Operating
10026769	PO Capital Investment	0001	PO Capital Investment	10000	Operating
10026769	PO Capital Investment	0001	PO Capital Investment	10000	Operating
10026771	PO Maritime Operations	0001	PO Maritime Operations	10000	Operating
10032132	PO Engineering	0001	Engineering Staff-Admin duties	10000	Operating
10032132	PO Engineering	0001	Engineering Staff-Admin duties	10000	Operating
10026769	PO Capital Investment	0001	PO Capital Investment	10000	Operating
10026769	PO Capital Investment	0001	PO Capital Investment	10000	Operating
10026769	PO Capital Investment	0001	PO Capital Investment	10000	Operating
10026769	PO Capital Investment	0001	PO Capital Investment	10000	Operating
10036150	PW PUC IDS	0010	IDC PUB0405 ResMgmt Eng Supp	10002	Interdepartmental-Overhe
10036150	PW PUC IDS	0019	GEN PUB0101 Adm Housing Deliv	10002	Interdepartmental-Overhe
10036150	PW PUC IDS	0018	BBR PUCHHP0907 Lh&p M&R	10002	Interdepartmental-Overhe

	10000	Operating	581073	Sr-DPW-General Administration			-47,227	-4
	10000	Operating	581078	Sr-DPW-Street Repair			-5,543	
	10000	Operating	581078	Sr-DPW-Street Repair			-27,718	-2
	10000	Operating	581078	Sr-DPW-Street Repair			-206,554	-2
	10000	Operating	581081	Sr-DPW-Urban Forestry			-40,947	-4
	10000	Operating	581081	Sr-DPW-Urban Forestry			-83,154	-8
	10000	Operating	581081	Sr-DPW-Urban Forestry			0	
	10000	Operating	581081	Sr-DPW-Urban Forestry			-813,888	-8
ad	10002	Interdepartmental-Overhead	486500	Exp Rec Fr Police Comssn AAO			1,265,350	1,3
ad	10002	Interdepartmental-Overhead	486500	Exp Rec Fr Police Comssn AAO			161,525	1
	10000	Operating	581067	Sr-DPW-Building Repair			-1,265,350	-1,3
	10000	Operating	581081	Sr-DPW-Urban Forestry			-161,525	-1
ad	10002	Interdepartmental-Overhead	486530	Exp Rec Fr Port Commission AAO			24,392	2
ad	10002	Interdepartmental-Overhead	486530	Exp Rec Fr Port Commission AAO			40,600	4
vices	20680	PW SES - Street Env Services	486530	Exp Rec Fr Port Commission AAO			221,744	2
ad	10002	Interdepartmental-Overhead	486530	Exp Rec Fr Port Commission AAO			51,666	5
ad	10002	Interdepartmental-Overhead	486530	Exp Rec Fr Port Commission AAO			16,742	1
	10000	Operating	581067	Sr-DPW-Building Repair			0	
	10000	Operating	581067	Sr-DPW-Building Repair	10268	PRT Port-wide Project	-24,392	-2
	10000	Operating	581068	Sr-DPW-Street Cleaning			0	
	10000	Operating	581068	Sr-DPW-Street Cleaning	10268	PRT Port-wide Project	-221,744	-2
	10000	Operating	581071	Sr-DPW-Engineering	10265	PRT IND Engineering Indirect	0	
	10000	Operating	581071	Sr-DPW-Engineering	10265	PRT IND Engineering Indirect	-40,600	-4
	10000	Operating	581073	Sr-DPW-General Administration	10265	PRT IND Engineering Indirect	0	
	10000	Operating	581078	Sr-DPW-Street Repair			0	
	10000	Operating	581078	Sr-DPW-Street Repair	10268	PRT Port-wide Project	-51,666	-5
	10000	Operating	581081	Sr-DPW-Urban Forestry			0	
	10000	Operating	581081	Sr-DPW-Urban Forestry	10268	PRT Port-wide Project	-16,742	-1
ad	10002	Interdepartmental-Overhead	486740	Exp Rec Fr PUC (AAO)			292,969	29
ad	10002	Interdepartmental-Overhead	486740	Exp Rec Fr PUC (AAO)			42,729	4
ad	10002	Interdepartmental-Overhead	486750	Exp Rec Fr Hetch Hetchy (AAO)			11,750	1

												The Housing Deli was cancelled pe
48,880	48,880	48,880	0	0	0	-48,880	48,880	48,880	0	0	0	Robertson
-5,737	0	0	-5,737	-5,737	0	-5,737	-201	-201	-5,938	-5,938	0	CPI increase
28,688	0	0	-28,688	-28,688	0	-28,688	-1,005	-1,005	-29,693	-29,693	0	CPI increase
13,783	0	0	-213,783	-213,783	0	-213,783	-7,483	-7,483	-221,266	-221,266	0	CPI increase
42,380	0	0	-42,380	-42,380	0	-42,380	-1,483	-1,483	-43,863	-43,863	0	
86,064	0	0	-86,064	-86,064	0	-86,064	-3,012	-3,012	-89,076	-89,076	0	
0	-81,698	-81,698	-81,698	-81,698	0	0	-84,557	-84,557	-84,557	-84,557	0	
54,583	12,209	12,209	-842,374	-842,374	0	-854,583	-17,274	-17,274	-871,857	-871,857	0	CPI Increase
09,637	0	0	1,309,637	1,309,637	0	1,309,637	45,837	45,837	1,355,474	1,355,474	0	
67,179	0	0	167,179	167,179	0	167,179	5,851	5,851	173,030	173,030	0	
09,637	0	0	-1,309,637	-1,309,637	0	-1,309,637	-45,837	-45,837	-1,355,474	-1,355,474	0	
67,179	0	0	-167,179	-167,179	0	-167,179	-5,851	-5,851	-173,030	-173,030	0	
25,246	0	0	25,246	25,246	0	25,246	884	884	26,130	26,130	0	
40,600	0	0	40,600	40,600	0	40,600	1,421	1,421	42,021	42,021	0	
29,505	0	0	229,505	229,505	0	229,505	8,033	8,033	237,538	237,538	0	
53,474	0	0	53,474	53,474	0	53,474	1,872	1,872	55,346	55,346	0	
17,328	0	0	17,328	17,328	0	17,328	606	606	17,934	17,934	0	
0	0	0	0	0	0	0	0	0	0	0	0	
25,246	0	0	-25,246	-25,246	0	-25,246	-884	-884	-26,130	-26,130	0	Updating to matc
0	0	0	0	0	0	0	0	0	0	0	0	
29,505	0	0	-229,505	-229,505	0	-229,505	-8,033	-8,033	-237,538	-237,538	0	Updating to matc
0	0	0	0	0	0	0	0	0	0	0	0	
40,600	0	0	-40,600	-40,600	0	-40,600	-1,421	-1,421	-42,021	-42,021	0	Updating to matc
												New budget for A
0	0	0	0	0	0	0	0	0	0	0	0	Event
0	0	0	0	0	0	0	0	0	0	0	0	
53,474	0	0	-53,474	-53,474	0	-53,474	-1,872	-1,872	-55,346	-55,346	0	Updating to matc
0	0	0	0	0	0	0	0	0	0	0	0	
17,328	0	0	-17,328	-17,328	0	-17,328	-606	-606	-17,934	-17,934	0	Updating to matc
92,969	0	0	292,969	292,969	0	292,969	0	0	292,969	292,969	0	
43,861	-43,861	-43,861	0	0	0	43,861	-43,861	-43,861	0	0	0	
12,062	0	0	12,062	12,062	0	12,062	0	0	12,062	12,062	0	

ivery program
r Bruce

h performing

h performing

h performing

nnual Partnering

h performing

h performing

PUC-DPW	PUC	DPW	DPW-STREETCLEANING	207956	DPW SES Budgetary	10000	GF Annual Account Ctrl
PUC-DPW	PUC	DPW	DPW-ARCHITECTURE	207950	DPW BDC Budgetary	10040	GF PW Work Order
PUC-DPW	PUC	DPW	DPW-BLDGREPAIR	207951	DPW BSR Budgetary	10040	GF PW Work Order
PUC-DPW	PUC	DPW	DPW-BLDGREPAIR	207951	DPW BSR Budgetary	10040	GF PW Work Order
PUC-DPW	PUC	DPW	DPW-STREETREPAIR	207951	DPW BSR Budgetary	10040	GF PW Work Order
PUC-DPW	PUC	DPW	DPW-STREETREPAIR	207951	DPW BSR Budgetary	10040	GF PW Work Order
PUC-DPW	PUC	DPW	DPW-STUSEMAPPING	207957	DPW BSM Budgetary	10040	GF PW Work Order
PUC-DPW	PUC	DPW	DPW-URBANFORESTRY	207959	DPW BUF Budgetary	10040	GF PW Work Order
PUC-DPW	PUC	DPW	DPW-ARCHITECTURE	207950	DPW BDC Budgetary	10040	GF PW Work Order
PUC-DPW	PUC	DPW	DPW-BLDGREPAIR	207951	DPW BSR Budgetary	10040	GF PW Work Order
PUC-DPW	PUC	DPW	DPW-BLDGREPAIR	207951	DPW BSR Budgetary	10040	GF PW Work Order
PUC-DPW	PUC	DPW	DPW-BLDGREPAIR	207951	DPW BSR Budgetary	10040	GF PW Work Order
PUC-DPW	PUC	DPW	DPW-BLDGREPAIR	207951	DPW BSR Budgetary	10040	GF PW Work Order
PUC-DPW	PUC	DPW	DPW-BLDGREPAIR	207951	DPW BSR Budgetary	10040	GF PW Work Order
PUC-DPW	PUC	DPW	DPW-CONSTRUCTIONMGMT	207954	DPW IDC Budgetary	10040	GF PW Work Order
PUC-DPW	PUC	DPW	DPW-ENGINEERING	207954	DPW IDC Budgetary	10040	GF PW Work Order
PUC-DPW	PUC	DPW	DPW-ENGINEERING	207954	DPW IDC Budgetary	10040	GF PW Work Order
PUC-DPW	PUC	DPW	DPW-SEWERREPAIR	207958	DPW SSR Budgetary	10040	GF PW Work Order
PUC-DPW	PUC	DPW	DPW-STREETCLEANING	207956	DPW SES Budgetary	10000	GF Annual Account Ctrl
PUC-DPW	PUC	DPW	DPW-STREETREPAIR	207951	DPW BSR Budgetary	10040	GF PW Work Order
PUC-DPW	PUC	DPW	DPW-STREETREPAIR	207951	DPW BSR Budgetary	10040	GF PW Work Order
PUC-DPW	PUC	DPW	DPW-STREETREPAIR	207958	DPW SSR Budgetary	10040	GF PW Work Order
PUC-DPW	PUC	DPW	DPW-URBANFORESTRY	207959	DPW BUF Budgetary	10040	GF PW Work Order
PUC-DPW	PUC	DPW	DPW-URBANFORESTRY	207959	DPW BUF Budgetary	10040	GF PW Work Order
PUC-DPW	PUC	DPW	DPW-ARCHITECTURE	229267	WWE0101 Administration	20160	WWE Op Annual Account Ctrl
PUC-DPW	PUC	DPW	DPW-ARCHITECTURE	229269	WWE0103 Regulatory Compliance	20160	WWE Op Annual Account Ctrl
PUC-DPW	PUC	DPW	DPW-ARCHITECTURE	232127	PUB0101 General Manager	27180	PUC Operating Fund
PUC-DPW	PUC	DPW	DPW-ARCHITECTURE	295647	WTR0703 Water Conservation	25940	WTR Op Annual Account Ctrl
PUC-DPW	PUC	DPW	DPW-BLDGREPAIR	229268	WWE0102 Admin SE Community	20160	WWE Op Annual Account Ctrl
PUC-DPW	PUC	DPW	DPW-BLDGREPAIR	229281	WWE03 Maintenance	20160	WWE Op Annual Account Ctrl
PUC-DPW	PUC	DPW	DPW-BLDGREPAIR	232415	WTR0401 WQD Administration	25940	WTR Op Annual Account Ctrl

10034422	PW Operating	0001	PW Operating	20680	PW SES - Street Env Serv
10036150	PW PUC IDS	0017	BDC WTR0703 Architecture	10002	Interdepartmental-Overhe
10036150	PW PUC IDS	0031	BBR PUC WST B&G Boilers Locks	10002	Interdepartmental-Overhe
10036150	PW PUC IDS	0032	BBR WTR0401 1657 Rollins M&R	10002	Interdepartmental-Overhe
10036150	PW PUC IDS	0013	SSR PUCWTR06 MillbraeWatershed	10002	Interdepartmental-Overhe
10036150	PW PUC IDS	0016	SSR PUCWWE1001 Sewer Repair	10002	Interdepartmental-Overhe
10036150	PW PUC IDS	0008	BSM WTR0305 Trench & SIRP	10002	Interdepartmental-Overhe
10036150	PW PUC IDS	0009	BUF PUCWTR0305 Sdwk&Road Supp	10002	Interdepartmental-Overhe
10041056	PW Mission Islais Crk Sedimn	0003	Revenue	10002	Interdepartmental-Overhe
10036150	PW PUC IDS	0003	BBR PUCWWE0102 SE Comm Ctr M&R	10002	Interdepartmental-Overhe
10036150	PW PUC IDS	0005	BBR PUCWWE03 WPC M&R	10002	Interdepartmental-Overhe
10036150	PW PUC IDS	0012	BBR PUCWWE1003SrceCtrl BermM&R	10002	Interdepartmental-Overhe
10036150	PW PUC IDS	0014	BBR PUCWWE1001 Sewer Ops M&R	10002	Interdepartmental-Overhe
10036150	PW PUC IDS	0016	SSR PUCWWE1001 Sewer Repair	10002	Interdepartmental-Overhe
10036150	PW PUC IDS	0007	IDC WWE04 BaysideOp Eng Supp	10002	Interdepartmental-Overhe
10036150	PW PUC IDS	0004	IDC WWE0103 PlanReg Eng Supp	10002	Interdepartmental-Overhe
10036150	PW PUC IDS	0015	IDC WWE1001 Sewer Eng Support	10002	Interdepartmental-Overhe
10036150	PW PUC IDS	0016	SSR PUCWWE1001 Sewer Repair	10002	Interdepartmental-Overhe
10031277	PW SES CWP WW Collection	0001	Cleaning Services	20680	PW SES - Street Env Serv
10036150	PW PUC IDS	0002	SSR PUCWWE0101 Great Highway	10002	Interdepartmental-Overhe
10036150	PW PUC IDS	0016	SSR PUCWWE1001 Sewer Repair	10002	Interdepartmental-Overhe
10036150	PW PUC IDS	0016	SSR PUCWWE1001 Sewer Repair	10002	Interdepartmental-Overhe
10036150	PW PUC IDS	0006	BUF PUCWWE03 Arborist Work	10002	Interdepartmental-Overhe
10036150	PW PUC IDS	0026	BUF PUCWWE Sunset Maintenance	10002	Interdepartmental-Overhe
10030000	UC Administration WWE	0001	General Administration	10000	Operating
10030000	UC Administration WWE	0001	General Administration	10000	Operating
10026772	UB Administration	0001	General Manager	10000	Operating
10029995	UW Water Supply & Storage WTR	0002	Local Water Conservation	10000	Operating
10030000	UC Administration WWE	0001	General Administration	10000	Operating
10030002	UC Wastewater Treatment	0001	General Treatment	10000	Operating
10029996	UW Water Treatment	0004	General Water Treatment	10000	Operating

vices	20680	PW SES - Street Env Services	486750	Exp Rec Fr Hetch Hetchy (AAO)	62,712	6
ad	10002	Interdepartmental-Overhead	486760	Exp Rec Fr Water Dept (AAO)	60,000	6
ad	10002	Interdepartmental-Overhead	486760	Exp Rec Fr Water Dept (AAO)	55,000	5
ad	10002	Interdepartmental-Overhead	486760	Exp Rec Fr Water Dept (AAO)	50,000	5
ad	10002	Interdepartmental-Overhead	486760	Exp Rec Fr Water Dept (AAO)	0	
ad	10002	Interdepartmental-Overhead	486760	Exp Rec Fr Water Dept (AAO)	0	
ad	10002	Interdepartmental-Overhead	486760	Exp Rec Fr Water Dept (AAO)	53,045	5
ad	10002	Interdepartmental-Overhead	486760	Exp Rec Fr Water Dept (AAO)	1,099,915	1,1
ad	10002	Interdepartmental-Overhead	486800	Exp Rec Fr Cleanwater (AAO)	0	
ad	10002	Interdepartmental-Overhead	486800	Exp Rec Fr Cleanwater (AAO)	75,869	7
ad	10002	Interdepartmental-Overhead	486800	Exp Rec Fr Cleanwater (AAO)	147,941	15
ad	10002	Interdepartmental-Overhead	486800	Exp Rec Fr Cleanwater (AAO)	82,552	8
ad	10002	Interdepartmental-Overhead	486800	Exp Rec Fr Cleanwater (AAO)	83,287	8
ad	10002	Interdepartmental-Overhead	486800	Exp Rec Fr Cleanwater (AAO)	1,000,000	1,0
ad	10002	Interdepartmental-Overhead	486800	Exp Rec Fr Cleanwater (AAO)	2,500	
ad	10002	Interdepartmental-Overhead	486800	Exp Rec Fr Cleanwater (AAO)	141,046	1
ad	10002	Interdepartmental-Overhead	486800	Exp Rec Fr Cleanwater (AAO)	621,546	6
ad	10002	Interdepartmental-Overhead	486800	Exp Rec Fr Cleanwater (AAO)	0	
vices	20680	PW SES - Street Env Services	486800	Exp Rec Fr Cleanwater (AAO)	6,226,372	6,3
ad	10002	Interdepartmental-Overhead	486800	Exp Rec Fr Cleanwater (AAO)	307,950	3
ad	10002	Interdepartmental-Overhead	486800	Exp Rec Fr Cleanwater (AAO)	0	
ad	10002	Interdepartmental-Overhead	486800	Exp Rec Fr Cleanwater (AAO)	0	
ad	10002	Interdepartmental-Overhead	486800	Exp Rec Fr Cleanwater (AAO)	341,250	3
ad	10002	Interdepartmental-Overhead	486800	Exp Rec Fr Cleanwater (AAO)	28,860	2
	10000	Operating	581066	Sr-DPW-Architecture	0	
	10000	Operating	581066	Sr-DPW-Architecture	0	
	10000	Operating	581066	Sr-DPW-Architecture	0	
	10000	Operating	581066	Sr-DPW-Architecture	-60,000	-6
	10000	Operating	581067	Sr-DPW-Building Repair	-75,869	-7
	10000	Operating	581067	Sr-DPW-Building Repair	-147,941	-15
	10000	Operating	581067	Sr-DPW-Building Repair	-50,000	-5

64,374	0	0	64,374	64,374	0	64,374	2,253	2,253	66,627	66,627	0
60,000	0	0	60,000	60,000	0	60,000	0	0	60,000	60,000	0
55,000	0	0	55,000	55,000	0	55,000	0	0	55,000	55,000	0
50,000	0	0	50,000	50,000	0	50,000	0	0	50,000	50,000	0
0	0	0	0	0	0	0	0	0	0	0	0
0	0	0	0	0	0	0	0	0	0	0	0
54,266	0	0	54,266	54,266	0	54,266	0	0	54,266	54,266	0
29,063	0	0	1,129,063	1,129,063	0	1,129,063	39,517	39,517	1,168,580	1,168,580	0
0	500,000	500,000	500,000	500,000	0	0	500,000	500,000	500,000	500,000	0
75,869	0	0	75,869	75,869	0	75,869	0	0	75,869	75,869	0
51,862	0	0	151,862	151,862	0	151,862	0	0	151,862	151,862	0
82,552	0	0	82,552	82,552	0	82,552	2,889	2,889	85,441	85,441	0
83,287	0	0	83,287	83,287	0	83,287	2,915	2,915	86,202	86,202	0
00,000	-1,000,000	-1,000,000	0	0	0	1,000,000	-1,000,000	-1,000,000	0	0	0
2,500	0	0	2,500	2,500	0	2,500	0	0	2,500	2,500	0
44,784	0	0	144,784	144,784	0	144,784	0	0	144,784	144,784	0
38,017	0	0	638,017	638,017	0	638,017	0	0	638,017	638,017	0
0	0	0	0	0	0	0	0	0	0	0	0
91,371	0	0	6,391,371	6,391,371	0	6,391,371	223,698	223,698	6,615,069	6,615,069	0
16,111	0	0	316,111	316,111	0	316,111	11,064	11,064	327,175	327,175	0
0	0	0	0	0	0	0	0	0	0	0	0
0	1,000,000	1,000,000	1,000,000	1,000,000	0	0	1,000,000	1,000,000	1,000,000	1,000,000	0
41,250	0	0	341,250	341,250	0	341,250	0	0	341,250	341,250	0
28,860	0	0	28,860	28,860	0	28,860	0	0	28,860	28,860	0
0	0	0	0	0	0	0	0	0	0	0	0 using 229267
0	-500,000	-500,000	-500,000	-500,000	0	0	-500,000	-500,000	-500,000	-500,000	0 NEW work order
0	0	0	0	0	0	0	0	0	0	0	0 SFPUC will fund $3,000 for the SF Annual Partnerin be held at 49 Sou
60,000	0	0	-60,000	-60,000	0	-60,000	0	0	-60,000	-60,000	0
75,869	0	0	-75,869	-75,869	0	-75,869	0	0	-75,869	-75,869	0
51,862	0	0	-151,862	-151,862	0	-151,862	0	0	-151,862	-151,862	0
50,000	0	0	-50,000	-50,000	0	-50,000	0	0	-50,000	-50,000	0

SF Public Works
: City Wide 7th
g Awards event to
ıth Van Ness.

PUC-DPW	PUC	DPW	DPW-BLDGREPAIR	232424	WTR0504 WST Maintenance	25940	WTR Op Annual Account Ctrl
PUC-DPW	PUC	DPW	DPW-BLDGREPAIR	292649	WWE1003 Source Control	20160	WWE Op Annual Account Ctrl
PUC-DPW	PUC	DPW	DPW-BLDGREPAIR	292657	WWE1001 Sewer Operations	20160	WWE Op Annual Account Ctrl
PUC-DPW	PUC	DPW	DPW-BLDGREPAIR	298650	HHP0907 Light Heat & Power	24970	HHWP Op Annual Account Ctrl
PUC-DPW	PUC	DPW	DPW-STREETREPAIR	292657	WWE1001 Sewer Operations	20160	WWE Op Annual Account Ctrl
PUC-DPW	PUC	DPW	DPW-STREETCLEANING	292657	WWE1001 Sewer Operations	20160	WWE Op Annual Account Ctrl
PUC-DPW	PUC	DPW	DPW-STREETCLEANING	298650	HHP0907 Light Heat & Power	24970	HHWP Op Annual Account Ctrl
PUC-DPW	PUC	DPW	DPW-STUSEMAPPING	232411	WTR0305 CDD Const & Maint	25940	WTR Op Annual Account Ctrl
PUC-DPW	PUC	DPW	DPW-ENGINEERING	210878	WWE0104 Urban Watershed Pln	20160	WWE Op Annual Account Ctrl
PUC-DPW	PUC	DPW	DPW-ENGINEERING	229269	WWE0103 Regulatory Compliance	20160	WWE Op Annual Account Ctrl
PUC-DPW	PUC	DPW	DPW-ENGINEERING	276641	PUB0405 Resource Mgmt	27180	PUC Operating Fund
PUC-DPW	PUC	DPW	DPW-ENGINEERING	292657	WWE1001 Sewer Operations	20160	WWE Op Annual Account Ctrl
PUC-DPW	PUC	DPW	DPW-GENADMIN	232127	PUB0101 General Manager	27180	PUC Operating Fund
PUC-DPW	PUC	DPW	DPW-CONSTRUCTIONMGMT	232423	WTR0503 WST Maint Engr	25940	WTR Op Annual Account Ctrl
PUC-DPW	PUC	DPW	DPW-STREETREPAIR	210878	WWE0104 Urban Watershed Pln	20160	WWE Op Annual Account Ctrl
PUC-DPW	PUC	DPW	DPW-STREETREPAIR	229267	WWE0101 Administration	20160	WWE Op Annual Account Ctrl
PUC-DPW	PUC	DPW	DPW-STREETREPAIR	292656	WTR06 Natural Resources	25940	WTR Op Annual Account Ctrl
PUC-DPW	PUC	DPW	DPW-STREETREPAIR	292657	WWE1001 Sewer Operations	20160	WWE Op Annual Account Ctrl
PUC-DPW	PUC	DPW	DPW-URBANFORESTRY	210878	WWE0104 Urban Watershed Pln	20160	WWE Op Annual Account Ctrl
PUC-DPW	PUC	DPW	DPW-URBANFORESTRY	229269	WWE0103 Regulatory Compliance	20160	WWE Op Annual Account Ctrl
PUC-DPW	PUC	DPW	DPW-URBANFORESTRY	229281	WWE03 Maintenance	20160	WWE Op Annual Account Ctrl
PUC-DPW	PUC	DPW	DPW-URBANFORESTRY	232411	WTR0305 CDD Const & Maint	25940	WTR Op Annual Account Ctrl
REC-DPW	REC	DPW	DPW-ARCHITECTURE	207950	DPW BDC Budgetary	10040	GF PW Work Order
REC-DPW	REC	DPW	DPW-BLDGREPAIR	207951	DPW BSR Budgetary	10040	GF PW Work Order
REC-DPW	REC	DPW	DPW-STREETREPAIR	207951	DPW BSR Budgetary	10040	GF PW Work Order
REC-DPW	REC	DPW	DPW-URBANFORESTRY	207959	DPW BUF Budgetary	10040	GF PW Work Order
REC-DPW	REC	DPW	DPW-ARCHITECTURE	262672	REC SM Operations	10010	GF Annual Authority Ctrl
REC-DPW	REC	DPW	DPW-ARCHITECTURE	262683	REC Health & Safety	10080	GF Overhead-Recreation & Parks
REC-DPW	REC	DPW	DPW-BLDGREPAIR	262672	REC SM Operations	10010	GF Annual Authority Ctrl
REC-DPW	REC	DPW	DPW-GENADMIN	262692	REC CD Administration	10060	GF Work Order

10029997	UW Water Transmission WTR	0020	Transmission: Peninsula Region	10000	Operating
10030002	UC Wastewater Treatment	0008	Pretreatment	10000	Operating
10030001	UC Wastewater Collection	0005	General Collection System	10000	Operating
10029992	UH Administration HHP	0004	General Power Administration	10000	Operating
10030001	UC Wastewater Collection	0005	General Collection System	10000	Operating
10030001	UC Wastewater Collection	0005	General Collection System	10000	Operating
10029992	UH Administration HHP	0004	General Power Administration	10000	Operating
10029998	UW Water Distribution	0006	Potable Distribution System	10000	Operating
10030000	UC Administration WWE	0001	General Administration	10000	Operating
10030000	UC Administration WWE	0001	General Administration	10000	Operating
10026778	UB Infrastructure	0006	Resource Management	10000	Operating
10030001	UC Wastewater Collection	0005	General Collection System	10000	Operating
10026772	UB Administration	0001	General Manager	10000	Operating
10029997	UW Water Transmission WTR	0002	General Regional Water Trans.	10000	Operating
10030000	UC Administration WWE	0001	General Administration	10000	Operating
10030000	UC Administration WWE	0001	General Administration	10000	Operating
10029995	UW Water Supply & Storage WTR	0036	Watershed/Lands: Peninsula	10000	Operating
10030001	UC Wastewater Collection	0005	General Collection System	10000	Operating
10030000	UC Administration WWE	0001	General Administration	10000	Operating
10030000	UC Administration WWE	0001	General Administration	10000	Operating
10030002	UC Wastewater Treatment	0001	General Treatment	10000	Operating
10029998	UW Water Distribution	0006	Potable Distribution System	10000	Operating
10036151	PW REC IDS	0002	BDC REC FM Site Assess Hazmat	10002	Interdepartmental-Overhe
10036151	PW REC IDS	0003	BBR REC Annual M&R	10002	Interdepartmental-Overhe
10036151	PW REC IDS	0004	SSR REC Annual Paving Support	10002	Interdepartmental-Overhe
10041180	PW MB Traffic Circle Maint	0003	BUF REC Landscaping M&R	10002	Interdepartmental-Overhe
10001742	RP Facilities Maintenance	0001	RP Facilities Maintenance	20192	RP SM Operating Work O
10001738	RP Administration	0001	RP Administration	10002	Interdepartmental-Overhe
10001742	RP Facilities Maintenance	0001	RP Facilities Maintenance	20192	RP SM Operating Work O
10039857	RP SF Annual Partnering Awards	0009	Budget & Reserves	10002	Interdepartmental-Overhe

	10000	Operating	581067	Sr-DPW-Building Repair	-55,000	-5
	10000	Operating	581067	Sr-DPW-Building Repair	-82,552	-8
	10000	Operating	581067	Sr-DPW-Building Repair	-1,083,287	-1,08
	10000	Operating	581067	Sr-DPW-Building Repair	-11,750	-1
	10000	Operating	581067	Sr-DPW-Building Repair	0	
	10000	Operating	581068	Sr-DPW-Street Cleaning	-6,226,372	-6,3
	10000	Operating	581068	Sr-DPW-Street Cleaning	-62,712	-6
	10000	Operating	581069	Sr-DPW-Street Use & Mapping	-53,045	-5
	10000	Operating	581071	Sr-DPW-Engineering	0	
	10000	Operating	581071	Sr-DPW-Engineering	-141,046	-14
	10000	Operating	581071	Sr-DPW-Engineering	-292,969	-29
	10000	Operating	581071	Sr-DPW-Engineering	-621,546	-63
	10000	Operating	581073	Sr-DPW-General Administration	-42,729	-4
	10000	Operating	581075	Sr-DPW-Construction Mgmt	-2,500	
	10000	Operating	581078	Sr-DPW-Street Repair	0	
	10000	Operating	581078	Sr-DPW-Street Repair	-307,950	-31
	10000	Operating	581078	Sr-DPW-Street Repair	0	
	10000	Operating	581078	Sr-DPW-Street Repair	0	
	10000	Operating	581081	Sr-DPW-Urban Forestry	0	
	10000	Operating	581081	Sr-DPW-Urban Forestry	-341,250	-34
	10000	Operating	581081	Sr-DPW-Urban Forestry	-28,860	-2
	10000	Operating	581081	Sr-DPW-Urban Forestry	-1,099,915	-1,12
ad	10002	Interdepartmental-Overhead	486630	Exp Rec Fr Rec & Park (AAO)	412,500	41
ad	10002	Interdepartmental-Overhead	486630	Exp Rec Fr Rec & Park (AAO)	125,839	12
ad	10002	Interdepartmental-Overhead	486630	Exp Rec Fr Rec & Park (AAO)	144,371	14
ad	10002	Interdepartmental-Overhead	486630	Exp Rec Fr Rec & Park (AAO)	0	
rders	20192	RP SM Operating Work Orders	581066	Sr-DPW-Architecture	-212,500	-21
ad	10002	Interdepartmental-Overhead	581066	Sr-DPW-Architecture	-200,000	-20
rders	20192	RP SM Operating Work Orders	581067	Sr-DPW-Building Repair	-125,839	-12
ad	10002	Interdepartmental-Overhead	581073	Sr-DPW-General Administration	0	

55,000	0	0	-55,000	-55,000	0	-55,000	0	0	-55,000	-55,000	0
82,552	0	0	-82,552	-82,552	0	-82,552	-2,889	-2,889	-85,441	-85,441	0
83,287	1,000,000	1,000,000	-83,287	-83,287	0	-1,083,287	997,085	997,085	-86,202	-86,202	0
12,062	0	0	-12,062	-12,062	0	-12,062	0	0	-12,062	-12,062	0
0	0	0	0	0	0	0	0	0	0	0	0
91,371	0	0	-6,391,371	-6,391,371	0	-6,391,371	-223,698	-223,698	-6,615,069	-6,615,069	0
64,374	0	0	-64,374	-64,374	0	-64,374	-2,253	-2,253	-66,627	-66,627	0
54,266	0	0	-54,266	-54,266	0	-54,266	0	0	-54,266	-54,266	0
0	-144,784	0	-144,784	0	-144,784	0	-144,784	0	-144,784	0	-144,784
44,784	144,784	0	0	-144,784	144,784	-144,784	144,784	0	0	-144,784	144,784
92,969	0	0	-292,969	-292,969	0	-292,969	0	0	-292,969	-292,969	0
38,017	0	0	-638,017	-638,017	0	-638,017	0	0	-638,017	-638,017	0
43,861	43,861	43,861	0	0	0	-43,861	43,861	43,861	0	0	0
-2,500	0	0	-2,500	-2,500	0	-2,500	0	0	-2,500	-2,500	0
0	0	0	0	0	0	0	0	0	0	0	0
16,111	0	0	-316,111	-316,111	0	-316,111	-11,064	-11,064	-327,175	-327,175	0
0	0	0	0	0	0	0	0	0	0	0	0
0	-1,000,000	-1,000,000	-1,000,000	-1,000,000	0	0	-1,000,000	-1,000,000	-1,000,000	-1,000,000	0
0	-341,250	-341,250	-341,250	-341,250	0	0	-341,250	-341,250	-341,250	-341,250	0
41,250	341,250	341,250	0	0	0	-341,250	341,250	341,250	0	0	0
28,860	0	0	-28,860	-28,860	0	-28,860	0	0	-28,860	-28,860	0
29,063	0	0	-1,129,063	-1,129,063	0	-1,129,063	-39,517	-39,517	-1,168,580	-1,168,580	0
12,500	0	0	412,500	412,500	0	412,500	14,438	14,438	426,938	426,938	0
25,839	0	0	125,839	125,839	0	125,839	4,404	4,404	130,243	130,243	0
44,371	0	0	144,371	144,371	0	144,371	5,053	5,053	149,424	149,424	0
0	75,000	75,000	75,000	75,000	0	0	75,000	75,000	75,000	75,000	0
12,500	0	0	-212,500	-212,500	0	-212,500	-7,438	-7,438	-219,938	-219,938	0 in agreement with
00,000	0	0	-200,000	-200,000	0	-200,000	-7,000	-7,000	-207,000	-207,000	0 in agreement per
25,839	0	0	-125,839	-125,839	0	-125,839	-4,404	-4,404	-130,243	-130,243	0 in agreement per
0	0	0	0	0	0	0	0	0	0	0	0 REC share of ani award budget mo to 581073 per DF

n DPW

new IDS

new IDS

nual partnering
ove from 535000
PW request

REC-DPW	REC	DPW	DPW-GENADMIN	262692	REC CD Administration	10080	GF Overhead-Recreation & Parks
REC-DPW	REC	DPW	DPW-STREETREPAIR	262672	REC SM Operations	10010	GF Annual Authority Ctrl
REC-DPW	REC	DPW	DPW-URBANFORESTRY	210833	REC Park Service Area 7	11895	SR R&P Maintenance Fund
REG-DPW	REG	DPW	DPW-BLDGREPAIR	207951	DPW BSR Budgetary	10040	GF PW Work Order
REG-DPW	REG	DPW	DPW-STREETCLEANING	207956	DPW SES Budgetary	10040	GF PW Work Order
REG-DPW	REG	DPW	DPW-BLDGREPAIR	232302	REG Elections Services	10000	GF Annual Account Ctrl
REG-DPW	REG	DPW	DPW-STREETCLEANING	232302	REG Elections Services	10000	GF Annual Account Ctrl
SHF-DPW	SHF	DPW	DPW-BLDGREPAIR	207951	DPW BSR Budgetary	10040	GF PW Work Order
SHF-DPW	SHF	DPW	DPW-BLDGREPAIR	207951	DPW BSR Budgetary	10040	GF PW Work Order
SHF-DPW	SHF	DPW	DPW-BLDGREPAIR	207951	DPW BSR Budgetary	10040	GF PW Work Order
SHF-DPW	SHF	DPW	DPW-BLDGREPAIR	210739	SHF Planning	10000	GF Annual Account Ctrl
SHF-DPW	SHF	DPW	DPW-BLDGREPAIR	210739	SHF Planning	10000	GF Annual Account Ctrl
SHF-DPW	SHF	DPW	DPW-BLDGREPAIR	210739	SHF Planning	10000	GF Annual Account Ctrl
SHF-DPW	SHF	DPW	DEM-EMERGCOMMS	210739	SHF Planning	10000	GF Annual Account Ctrl
TIS-DPW	TIS	DPW	DPW-BLDGREPAIR	207951	DPW BSR Budgetary	10040	GF PW Work Order
TIS-DPW	TIS	DPW	DPW-BLDGREPAIR	207951	DPW BSR Budgetary	10040	GF PW Work Order
TIS-DPW	TIS	DPW	DPW-GEOGINFOSYS	207957	DPW BSM Budgetary	10040	GF PW Work Order
TIS-DPW	TIS	DPW	DPW-BLDGREPAIR	207933	DT PS Radio	28070	ISTIF Annual Authority Ctrl
TIS-DPW	TIS	DPW	DPW-BLDGREPAIR	232341	DT Adm Administration	28070	ISTIF Annual Authority Ctrl
TIS-DPW	TIS	DPW	DPW-GEOGINFOSYS	207922	DT EA GIS & DaaS	28070	ISTIF Annual Authority Ctrl

10039857	RP SF Annual Partnering Awards	0001	RP Partner Awards	10002	Interdepartmental-Overhe
10001742	RP Facilities Maintenance	0001	RP Facilities Maintenance	20192	RP SM Operating Work O
10038972	RP PSA7 Mission Bay Parks	0001	Mission Bay Parks	22486	Park Service Area 7 Oper
10036152	PW REG IDS	0002	BBR REG M&R	10002	Interdepartmental-Overhe
10036152	PW REG IDS	0004	SES REG Ballot Box Cleaning	10002	Interdepartmental-Overhe
10026787	RG Elections	0001	RG Elections	10000	Operating
10026787	RG Elections	0001	RG Elections	10000	Operating
10036156	PW SHF IDS	0002	BBR SHF Hall of Justice M&R	10002	Interdepartmental-Overhe
10036156	PW SHF IDS	0003	BBR SHF 425 7th Street M&R	10002	Interdepartmental-Overhe
10036156	PW SHF IDS	0004	BBR SHF San Bruno Complex M&R	10002	Interdepartmental-Overhe
10001941	SH Building Services	0002	Hall Of Justice Maintenance	10000	Operating
10001941	SH Building Services	0003	San Bruno Complex Maintenance	10000	Operating
10001941	SH Building Services	0004	425 7Th Street Maintenance	10000	Operating
10001934	SH Communications	0001	Communications	10000	Operating
10036157	PW TIS IDS	0003	BBR DTIS Pub Safety Radio M&R	10002	Interdepartmental-Overhe
10036157	PW TIS IDS	0005	BBR DTIS Administration M&R	10002	Interdepartmental-Overhe
10036157	PW TIS IDS	0002	BSM DTIS GIS	10002	Interdepartmental-Overhe
10024777	DT Dt Operating Master Project	0001	DT Operating Master Project	17582	DT Dt Operating Master P
10024777	DT Dt Operating Master Project	0001	DT Operating Master Project	17582	DT Dt Operating Master P
10024777	DT Dt Operating Master Project	0001	DT Operating Master Project	17582	DT Dt Operating Master P

ad	10002	Interdepartmental-Overhead	581073	Sr-DPW-General Administration	0	
rders	20192	RP SM Operating Work Orders	581078	Sr-DPW-Street Repair	-144,371	-14
ating	22486	Park Service Area 7 Operating	581081	Sr-DPW-Urban Forestry	0	
ad	10002	Interdepartmental-Overhead	486610	Exp Rec Fr Regstar Of Votr AAO	13,326	
ad	10002	Interdepartmental-Overhead	486610	Exp Rec Fr Regstar Of Votr AAO	4,077	
	10000	Operating	581067	Sr-DPW-Building Repair	-13,326	-
	10000	Operating	581068	Sr-DPW-Street Cleaning	-4,077	
ad	10002	Interdepartmental-Overhead	486670	Exp Rec Fr Sheriff (AAO)	101,750	1(
ad	10002	Interdepartmental-Overhead	486670	Exp Rec Fr Sheriff (AAO)	182,479	18
ad	10002	Interdepartmental-Overhead	486670	Exp Rec Fr Sheriff (AAO)	289,828	28
	10000	Operating	581067	Sr-DPW-Building Repair	-101,750	-1(
	10000	Operating	581067	Sr-DPW-Building Repair	-182,479	-18
	10000	Operating	581067	Sr-DPW-Building Repair	-289,828	-28
	10000	Operating	581350	GF-Emergency Communications	0	
ad	10002	Interdepartmental-Overhead	486710	Exp Rec From Isd (AAO)	184,091	19
ad	10002	Interdepartmental-Overhead	486710	Exp Rec From Isd (AAO)	108,341	1
ad	10002	Interdepartmental-Overhead	486710	Exp Rec From Isd (AAO)	73,492	
roject	17582	DT Dt Operating Master Project	581067	Sr-DPW-Building Repair	-184,091	-19
roject	17582	DT Dt Operating Master Project	581067	Sr-DPW-Building Repair	-108,341	-1
roject	17582	DT Dt Operating Master Project	581072	Sr-DPW-Geog. Information Sys	-73,492	-

0	0	0	0	0	0	0	0	0	0	0	REC share of ani award budget mo to 581073 per DI
44,371	0	0	-144,371	-144,371	0	-144,371	-5,053	-5,053	-149,424	-149,424	0 in agreement per
0	-75,000	-75,000	-75,000	-75,000	0	0	-75,000	-75,000	-75,000	-75,000	0 REC Mission Bay circle
13,792	0	0	13,792	13,792	0	13,792	483	483	14,275	14,275	0
4,220	0	0	4,220	4,220	0	4,220	148	148	4,368	4,368	0
13,792	0	0	-13,792	-13,792	0	-13,792	-483	-483	-14,275	-14,275	0
-4,220	0	0	-4,220	-4,220	0	-4,220	-148	-148	-4,368	-4,368	0
01,750	0	0	101,750	101,750	0	101,750	3,561	3,561	105,311	105,311	0
82,479	107,349	107,349	289,828	289,828	0	182,479	117,493	117,493	299,972	299,972	0 Balance workord
89,828	392,651	392,651	682,479	682,479	0	289,828	392,651	392,651	682,479	682,479	0 With CJ#3 Annex maintenance and needed to keep th operational
01,750	0	0	-101,750	-101,750	0	-101,750	-3,561	-3,561	-105,311	-105,311	0 Per request from
82,479	-500,000	-500,000	-682,479	-682,479	0	-182,479	-500,000	-500,000	-682,479	-682,479	0 With CJ#3 Annex maintenance and needed to keep th operational
89,828	0	0	-289,828	-289,828	0	-289,828	-10,144	-10,144	-299,972	-299,972	0 Per Request from
0	0	0	0	0	0	0	0	0	0	0	0
90,535	0	0	190,535	190,535	0	190,535	6,669	6,669	197,204	197,204	0
12,133	0	0	112,133	112,133	0	112,133	3,925	3,925	116,058	116,058	0
76,064	-76,064	-76,064	0	0	0	76,064	-76,064	-76,064	0	0	0
90,535	0	0	-190,535	-190,535	0	-190,535	-6,669	-6,669	-197,204	-197,204	0
12,133	0	0	-112,133	-112,133	0	-112,133	-3,925	-3,925	-116,058	-116,058	0
76,064	76,064	76,064	0	0	0	-76,064	76,064	76,064	0	0	0

nual partnering
ve from 535000
PW request

new IDS

/ Parks traffic

er

remaining open,
l repair cost is
he facility

DPW

remaining open,
l repair cost is
he facility

n DPW

City and County of San Francisco

Department - IDS Form Balancing Report

Form Balance (8000/8100)

Run Date: 2/21/25

Run Time: 1:17:21 PM

This report is filtered for work orders that are not balanced between requesting and performing departments. To remove or change this filter and view all work orders, go to the "Input Controls" in t

Dept Pair	Requesting	Providing	WO Ref ID	Account	Account Title	FY 2025-26 Rollover	FY 2025-26 Requesting Proposal	FY 2025-26 Performing Proposal	FY 2025-26 Form Spread	
DEM-DPW	DEM	DPW	DPW-BLDGREPAIR	486290	Exp Rec Fr Emergency Comm Dept	131,720	131,720	131,720	0	13
DEM-DPW	DEM	DPW	DPW-BLDGREPAIR	581067	Sr-DPW-Building Repair	-131,720	-131,720	-131,720	0	-1
DPW-ENV	DPW	ENV	ENV	486560	Exp Rec Fr Public Works (AAO)	2,595,703	2,216,432	2,420,881	-204,449	2,
DPW-ENV	DPW	ENV	ENV	581370	GF-Environment	-2,595,703	-2,216,432	-2,595,703	379,271	-2

he navigation pane; change the value under Report Input Controls.

FY 2026-27 Rollover	FY 2026-27 Requesting Proposal	FY 2026-27 Performing Proposal	FY 2026-27 Form Spread
31,720	131,720	136,330	-4,610
31,720	-131,720	-136,330	4,610
595,703	2,216,432	2,424,449	-208,017
,595,703	-2,216,432	-2,595,703	379,271

City and County of San Francisco

Department - IDS Form Balancing Report

Budget Form Contact

Run Date: 2/21/25

Run Time: 1:17:21 PM

Dept Pair	Requesting	Providing	Requesting Contact	Performing Contact

City and County of San Francisco

Department - IDS Form Balancing Report

Centrally Loaded WO Balance

Run Date: 2/21/25

Run Time: 1:17:21 PM

CON-AUDIT

Dept Pair	Balance IN ER	FY 2025-26 Requesting Expense	FY 2025-26 Performing Recovery	FY 2025-26 Expense vs Recovery	FY 2026-27 Requesting Expense	FY 2026-27 Performing Recovery	FY 2026-27 Expense vs Recovery
DPW-CON	N	448,492	0	448,492	448,492	0	448,492
		448,492	**0**	**448,492**	**448,492**	**0**	**448,492**

Dept Pair	Requesting	Performing	WO Ref ID	WO Ref Title	Dept ID	Dept ID Title	Fund
DPW-ADM	DPW	ADM	ADM-49SVN	581083-ADM-Real Estate 49 SVN Rent	228875	ADM Real Estate Division	14300
DPW-ADM	DPW	ADM	ADM-49SVN	581083-ADM-Real Estate 49 SVN Rent	207721	DPW Dpty Dir of Buildings	13920
DPW-ADM	DPW	ADM	ADM-49SVN	581083-ADM-Real Estate 49 SVN Rent	207729	DPW DO Director	13920
DPW-ADM	DPW	ADM	ADM-49SVN	581083-ADM-Real Estate 49 SVN Rent	207950	DPW BDC Budgetary	13920
DPW-ADM	DPW	ADM	ADM-49SVN	581083-ADM-Real Estate 49 SVN Rent	207954	DPW IDC Budgetary	13920
DPW-ADM	DPW	ADM	ADM-49SVN	581083-ADM-Real Estate 49 SVN Rent	207957	DPW BSM Budgetary	13920
DPW-ADM	DPW	ADM	ADM-49SVN	581083-ADM-Real Estate 49 SVN Rent	207959	DPW BUF Budgetary	13920
DPW-ADM	DPW	ADM	ADM-49SVN	581083-ADM-Real Estate 49 SVN Rent	229873	DPW Dpty Dir of Infrastructure	13920
DPW-ADM	DPW	ADM	ADM-49SVN	581083-ADM-Real Estate 49 SVN Rent	232636	DPW OFFMA Deputy	13920
DPW-ADM	DPW	ADM	ADM-AUTOMAINT	581710-Is-Purch-Centrl Shop-AutoMaint	232178	ADM Fleet Management	27500
DPW-ADM	DPW	ADM	ADM-AUTOMAINT	581710-Is-Purch-Centrl Shop-AutoMaint	207950	DPW BDC Budgetary	13920
DPW-ADM	DPW	ADM	ADM-AUTOMAINT	581710-Is-Purch-Centrl Shop-AutoMaint	207951	DPW BSR Budgetary	10000
DPW-ADM	DPW	ADM	ADM-AUTOMAINT	581710-Is-Purch-Centrl Shop-AutoMaint	207951	DPW BSR Budgetary	13920
DPW-ADM	DPW	ADM	ADM-AUTOMAINT	581710-Is-Purch-Centrl Shop-AutoMaint	207954	DPW IDC Budgetary	13920
DPW-ADM	DPW	ADM	ADM-AUTOMAINT	581710-Is-Purch-Centrl Shop-AutoMaint	207956	DPW SES Budgetary	10000
DPW-ADM	DPW	ADM	ADM-AUTOMAINT	581710-Is-Purch-Centrl Shop-AutoMaint	207956	DPW SES Budgetary	13920
DPW-ADM	DPW	ADM	ADM-AUTOMAINT	581710-Is-Purch-Centrl Shop-AutoMaint	207957	DPW BSM Budgetary	13920
DPW-ADM	DPW	ADM	ADM-AUTOMAINT	581710-Is-Purch-Centrl Shop-AutoMaint	207959	DPW BUF Budgetary	13920
DPW-ADM	DPW	ADM	ADM-AUTOMAINT	581710-Is-Purch-Centrl Shop-AutoMaint	232636	DPW OFFMA Deputy	13920
DPW-ADM	DPW	ADM	ADM-CONTRACTMONITORING	581500-GF-Human Rights Commission	208672	ADM Contract Monitoring	10060
DPW-ADM	DPW	ADM	ADM-CONTRACTMONITORING	581500-GF-Human Rights Commission	207950	DPW BDC Budgetary	13920
DPW-ADM	DPW	ADM	ADM-CONTRACTMONITORING	581500-GF-Human Rights Commission	207954	DPW IDC Budgetary	13920
DPW-ADM	DPW	ADM	ADM-FACILITIESMGMT	581410-GF-GSA-Facilities Mgmt Svcs	228875	ADM Real Estate Division	14300
DPW-ADM	DPW	ADM	ADM-FACILITIESMGMT	581410-GF-GSA-Facilities Mgmt Svcs	207950	DPW BDC Budgetary	13920
DPW-ADM	DPW	ADM	ADM-FUEL	581740-Is-Purch-Centrl Shop-FuelStock	232178	ADM Fleet Management	27500
DPW-ADM	DPW	ADM	ADM-FUEL	581740-Is-Purch-Centrl Shop-FuelStock	207950	DPW BDC Budgetary	13920
DPW-ADM	DPW	ADM	ADM-FUEL	581740-Is-Purch-Centrl Shop-FuelStock	207951	DPW BSR Budgetary	10000
DPW-ADM	DPW	ADM	ADM-FUEL	581740-Is-Purch-Centrl Shop-FuelStock	207951	DPW BSR Budgetary	13920
DPW-ADM	DPW	ADM	ADM-FUEL	581740-Is-Purch-Centrl Shop-FuelStock	207954	DPW IDC Budgetary	13920
DPW-ADM	DPW	ADM	ADM-FUEL	581740-Is-Purch-Centrl Shop-FuelStock	207956	DPW SES Budgetary	13920

Fund Title	Project	Project Title	Activity	Activity Title	Activity Type ID	Activity Type	Authority Lvl 1	
SR Real Property	10001302	ADRE Real Estate Operations	0053	49 South Van Ness Building			17378	Real
SR PW-Overhead	10029981	PW-Overhead	0001	PW-Dept Overhead			20677	PW (
SR PW-Overhead	10029981	PW-Overhead	0001	PW-Dept Overhead			20677	PW (
SR PW-Overhead	10029981	PW-Overhead	0002	PW-Bureau Overhead			20675	PW I
SR PW-Overhead	10029981	PW-Overhead	0002	PW-Bureau Overhead			20678	PW I
SR PW-Overhead	10029981	PW-Overhead	0002	PW-Bureau Overhead			20682	PW I
SR PW-Overhead	10029981	PW-Overhead	0002	PW-Bureau Overhead			20681	PW I
SR PW-Overhead	10029981	PW-Overhead	0001	PW-Dept Overhead			20677	PW (
SR PW-Overhead	10029981	PW-Overhead	0001	PW-Dept Overhead			20677	PW (
ISCSF CENTRAL SHOPS FUND	10001625	ADFM Fleet Management	0001	Fleet Management Operations			10000	Oper
SR PW-Overhead	10029981	PW-Overhead	0002	PW-Bureau Overhead			20675	PW I
GF Annual Account Ctrl	10034422	PW Operating	0001	PW Operating			20676	PW I
SR PW-Overhead	10029981	PW-Overhead	0002	PW-Bureau Overhead			20676	PW I
SR PW-Overhead	10029981	PW-Overhead	0002	PW-Bureau Overhead			20678	PW I
GF Annual Account Ctrl	10034422	PW Operating	0001	PW Operating			20680	PW S
SR PW-Overhead	10029981	PW-Overhead	0002	PW-Bureau Overhead			20680	PW S
SR PW-Overhead	10029981	PW-Overhead	0002	PW-Bureau Overhead			20682	PW I
SR PW-Overhead	10029981	PW-Overhead	0002	PW-Bureau Overhead			20681	PW I
SR PW-Overhead	10029981	PW-Overhead	0001	PW-Dept Overhead			20677	PW (
GF Work Order	10003070	ADCM Contract Monitoring	0001	CMD Operations			10002	Inter
SR PW-Overhead	10029981	PW-Overhead	0002	PW-Bureau Overhead			20675	PW I
SR PW-Overhead	10029981	PW-Overhead	0002	PW-Bureau Overhead			20678	PW I
SR Real Property	10001302	ADRE Real Estate Operations	0045	FM Recoveries			17378	Real
SR PW-Overhead	10029981	PW-Overhead	0002	PW-Bureau Overhead			20675	PW I
ISCSF CENTRAL SHOPS FUND	10001625	ADFM Fleet Management	0001	Fleet Management Operations			10000	Oper
SR PW-Overhead	10029981	PW-Overhead	0002	PW-Bureau Overhead			20675	PW I
GF Annual Account Ctrl	10034422	PW Operating	0001	PW Operating			20676	PW I
SR PW-Overhead	10029981	PW-Overhead	0002	PW-Bureau Overhead			20676	PW I
SR PW-Overhead	10029981	PW-Overhead	0002	PW-Bureau Overhead			20678	PW I
SR PW-Overhead	10029981	PW-Overhead	0002	PW-Bureau Overhead			20680	PW S

Authority Lvl 1 Title	Authority	Authority Title	Account	Account Title	Agency Use	Agency Use Title	FY 2024-25 Original	FY 2025-2 Rollove
Estate Real Property Fund	17378	Real Estate Real Property Fund	486560	Exp Rec Fr Public Works (AAO)			10,915,296	12,170,957
GEN - General Admin	20677	PW GEN - General Admin	581083	ADM-Real Estate 49 SVN Rent			-11,840	-13,204
GEN - General Admin	20677	PW GEN - General Admin	581083	ADM-Real Estate 49 SVN Rent			-509,843	-568,493
BDC - Building Dsgn & Const	20675	PW BDC - Building Dsgn & Const	581083	ADM-Real Estate 49 SVN Rent			-2,378,067	-2,651,632
IDC - Infra Dsgn & Const	20678	PW IDC - Infra Dsgn & Const	581083	ADM-Real Estate 49 SVN Rent			-5,309,185	-5,919,936
BSM - Street Use & Mapping	20682	PW BSM - Street Use & Mapping	581083	ADM-Real Estate 49 SVN Rent			-1,339,578	-1,493,679
BUF - Urban Forestry	20681	PW BUF - Urban Forestry	581083	ADM-Real Estate 49 SVN Rent			-42,567	-47,464
GEN - General Admin	20677	PW GEN - General Admin	581083	ADM-Real Estate 49 SVN Rent			-11,842	-13,204
GEN - General Admin	20677	PW GEN - General Admin	581083	ADM-Real Estate 49 SVN Rent			-1,312,374	-1,463,345
rating	10000	Operating	486560	Exp Rec Fr Public Works (AAO)			7,597,259	8,219,648
BDC - Building Dsgn & Const	20675	PW BDC - Building Dsgn & Const	581710	Is-Purch-Centrl Shop-AutoMaint			-65,000	-70,032
BBR - Building Repair	20676	PW BBR - Building Repair	581710	Is-Purch-Centrl Shop-AutoMaint			-1,664,833	-1,833,309
BBR - Building Repair	20676	PW BBR - Building Repair	581710	Is-Purch-Centrl Shop-AutoMaint			-51,208	-53,307
IDC - Infra Dsgn & Const	20678	PW IDC - Infra Dsgn & Const	581710	Is-Purch-Centrl Shop-AutoMaint			-146,802	-158,167
SES - Street Env Services	20680	PW SES - Street Env Services	581710	Is-Purch-Centrl Shop-AutoMaint			-95,997	-99,931
SES - Street Env Services	20680	PW SES - Street Env Services	581710	Is-Purch-Centrl Shop-AutoMaint			-4,370,924	-4,709,312
BSM - Street Use & Mapping	20682	PW BSM - Street Use & Mapping	581710	Is-Purch-Centrl Shop-AutoMaint			-92,259	-99,402
BUF - Urban Forestry	20681	PW BUF - Urban Forestry	581710	Is-Purch-Centrl Shop-AutoMaint			-1,098,973	-1,184,053
GEN - General Admin	20677	PW GEN - General Admin	581710	Is-Purch-Centrl Shop-AutoMaint			-11,263	-12,135
departmental-Overhead	10002	Interdepartmental-Overhead	486560	Exp Rec Fr Public Works (AAO)			744,278	814,387
BDC - Building Dsgn & Const	20675	PW BDC - Building Dsgn & Const	581500	ADM Contract Monitoring			-372,138	-407,193
IDC - Infra Dsgn & Const	20678	PW IDC - Infra Dsgn & Const	581500	ADM Contract Monitoring			-372,140	-407,194
Estate Real Property Fund	17378	Real Estate Real Property Fund	486560	Exp Rec Fr Public Works (AAO)			82,825	85,817
BDC - Building Dsgn & Const	20675	PW BDC - Building Dsgn & Const	581410	GF-GSA-Facilities Mgmt Svcs			-82,825	-85,817
rating	10000	Operating	486560	Exp Rec Fr Public Works (AAO)			2,729,621	2,841,489
BDC - Building Dsgn & Const	20675	PW BDC - Building Dsgn & Const	581740	Is-Purch-Centrl Shop-FuelStock			-10,940	-11,388
BBR - Building Repair	20676	PW BBR - Building Repair	581740	Is-Purch-Centrl Shop-FuelStock			-101,713	-105,881
BBR - Building Repair	20676	PW BBR - Building Repair	581740	Is-Purch-Centrl Shop-FuelStock			-358,364	-373,051
IDC - Infra Dsgn & Const	20678	PW IDC - Infra Dsgn & Const	581740	Is-Purch-Centrl Shop-FuelStock			-20,072	-20,895
SES - Street Env Services	20680	PW SES - Street Env Services	581740	Is-Purch-Centrl Shop-FuelStock			-1,752,917	-1,824,757

26 r	FY 2025-26 Centrally Loaded Changes	FY 2025-26 Centrally Loaded Proposal	FY 2026-27 Rollover	FY 2026-27 Centrally Loaded Changes	FY 2026-27 Centrally Loaded Proposal	Centrally Loaded Comments
	0	12,170,957	12,170,957	0	12,170,957	
	0	-13,204	-13,204	0	-13,204	
	0	-568,493	-568,493	0	-568,493	
	0	-2,651,632	-2,651,632	0	-2,651,632	
	0	-5,919,936	-5,919,936	0	-5,919,936	
	0	-1,493,679	-1,493,679	0	-1,493,679	
	0	-47,464	-47,464	0	-47,464	
	0	-13,204	-13,204	0	-13,204	
	0	-1,463,345	-1,463,345	0	-1,463,345	
	0	8,219,648	8,219,648	0	8,219,648	
	0	-70,032	-70,032	0	-70,032	
	0	-1,833,309	-1,833,309	0	-1,833,309	
	0	-53,307	-53,307	0	-53,307	
	0	-158,167	-158,167	0	-158,167	
	0	-99,931	-99,931	0	-99,931	
	0	-4,709,312	-4,709,312	0	-4,709,312	
	0	-99,402	-99,402	0	-99,402	
	0	-1,184,053	-1,184,053	0	-1,184,053	
	0	-12,135	-12,135	0	-12,135	
	0	814,387	814,387	0	814,387	
	0	-407,193	-407,193	0	-407,193	
	0	-407,194	-407,194	0	-407,194	
	0	85,817	85,817	0	85,817	
	0	-85,817	-85,817	0	-85,817	
	0	2,841,489	2,841,489	0	2,841,489	
	0	-11,388	-11,388	0	-11,388	
	0	-105,881	-105,881	0	-105,881	
	0	-373,051	-373,051	0	-373,051	
	0	-20,895	-20,895	0	-20,895	
	0	-1,824,757	-1,824,757	0	-1,824,757	

DPW-ADM	DPW	ADM	ADM-FUEL	581740-Is-Purch-Centrl Shop-FuelStock	207957	DPW BSM Budgetary	13920
DPW-ADM	DPW	ADM	ADM-FUEL	581740-Is-Purch-Centrl Shop-FuelStock	207958	DPW SSR Budgetary	13920
DPW-ADM	DPW	ADM	ADM-FUEL	581740-Is-Purch-Centrl Shop-FuelStock	207959	DPW BUF Budgetary	13920
DPW-ADM	DPW	ADM	ADM-FUEL	581740-Is-Purch-Centrl Shop-FuelStock	232636	DPW OFFMA Deputy	13920
DPW-ADM	DPW	ADM	ADM-LEASE-REALESTATE	581650-Leases Paid To Real Estate	228875	ADM Real Estate Division	14300
DPW-ADM	DPW	ADM	ADM-LEASE-REALESTATE	581650-Leases Paid To Real Estate	207954	DPW IDC Budgetary	13920
DPW-ADM	DPW	ADM	ADM-OCA	581750-GF-Purch-General Office	232177	ADM OCA - Procurement	10060
DPW-ADM	DPW	ADM	ADM-OCA	581750-GF-Purch-General Office	232636	DPW OFFMA Deputy	13920
DPW-ADM	DPW	ADM	ADM-RENT-REALESTATE	581890-GF-Rent Paid To Real Estate	228875	ADM Real Estate Division	14300
DPW-ADM	DPW	ADM	ADM-RENT-REALESTATE	581890-GF-Rent Paid To Real Estate	207954	DPW IDC Budgetary	13920
DPW-ADM	DPW	ADM	ADM-RENT-REALESTATE	581890-GF-Rent Paid To Real Estate	232636	DPW OFFMA Deputy	13920
DPW-ADM	DPW	ADM	ADM-REPRO	581820-Is-Purch-Reproduction	228880	ADM ReproMail	28310
DPW-ADM	DPW	ADM	ADM-REPRO	581820-Is-Purch-Reproduction	207950	DPW BDC Budgetary	13920
DPW-ADM	DPW	ADM	ADM-REPRO	581820-Is-Purch-Reproduction	207951	DPW BSR Budgetary	10000
DPW-ADM	DPW	ADM	ADM-REPRO	581820-Is-Purch-Reproduction	207951	DPW BSR Budgetary	13920
DPW-ADM	DPW	ADM	ADM-REPRO	581820-Is-Purch-Reproduction	207954	DPW IDC Budgetary	13920
DPW-ADM	DPW	ADM	ADM-REPRO	581820-Is-Purch-Reproduction	207956	DPW SES Budgetary	13920
DPW-ADM	DPW	ADM	ADM-REPRO	581820-Is-Purch-Reproduction	207957	DPW BSM Budgetary	13920
DPW-ADM	DPW	ADM	ADM-REPRO	581820-Is-Purch-Reproduction	207959	DPW BUF Budgetary	13920
DPW-ADM	DPW	ADM	ADM-REPRO	581820-Is-Purch-Reproduction	232636	DPW OFFMA Deputy	13920
DPW-ADM	DPW	ADM	ADM-RE-SPECIALSVCS	581065-Adm-Real Estate Special Svcs	228875	ADM Real Estate Division	14300
DPW-ADM	DPW	ADM	ADM-RE-SPECIALSVCS	581065-Adm-Real Estate Special Svcs	207951	DPW BSR Budgetary	10000
DPW-ADM	DPW	ADM	ADM-RISKMGMT	581170-GF-Risk Management Svcs (AAO)	228860	ADM Risk Management	10060
DPW-ADM	DPW	ADM	ADM-RISKMGMT	581170-GF-Risk Management Svcs (AAO)	228860	ADM Risk Management	10060
DPW-ADM	DPW	ADM	ADM-RISKMGMT	581170-GF-Risk Management Svcs (AAO)	207954	DPW IDC Budgetary	10020
DPW-ADM	DPW	ADM	ADM-SURETYBOND	581920-GF-HRc Surety Bond	228860	ADM Risk Management	10060
DPW-ADM	DPW	ADM	ADM-SURETYBOND	581920-GF-HRc Surety Bond	207950	DPW BDC Budgetary	13920
DPW-ADM	DPW	ADM	ADM-SURETYBOND	581920-GF-HRc Surety Bond	207954	DPW IDC Budgetary	13920
DPW-CON	DPW	CON	CON-AUDIT	581130-GF-Con-Internal Audits	207729	DPW DO Director	13920
DPW-CON	DPW	CON	CON-AUDIT	581130-GF-Con-Internal Audits	207954	DPW IDC Budgetary	17106
DPW-CON	DPW	CON	CON-INFOSYS	581245-GF-CON-Information System Ops	229228	CON Citywide Systems	10060
DPW-CON	DPW	CON	CON-INFOSYS	581245-GF-CON-Information System Ops	232636	DPW OFFMA Deputy	13920
DPW-GEN	DPW	GEN	GEN-GOVT-OPS-RECOVERY	581421-GF-GEN-Govt Ops Recovery	230018	GEN General City Responsibility	10020

SR PW-Overhead	10029981	PW-Overhead	0002	PW-Bureau Overhead	20682	PW I
SR PW-Overhead	10029981	PW-Overhead	0002	PW-Bureau Overhead	20679	PW S
SR PW-Overhead	10029981	PW-Overhead	0002	PW-Bureau Overhead	20681	PW I
SR PW-Overhead	10029981	PW-Overhead	0001	PW-Dept Overhead	20677	PW (
SR Real Property	10001302	ADRE Real Estate Operations	0051	255 12th St Parking Lease	17378	Real
SR PW-Overhead	10029981	PW-Overhead	0002	PW-Bureau Overhead	20678	PW I
GF Work Order	10003069	ADCA Contract Administration	0001	OCA Operations	10002	Inter
SR PW-Overhead	10029981	PW-Overhead	0001	PW-Dept Overhead	20677	PW (
SR Real Property	10001302	ADRE Real Estate Operations	0021	Rent Recoveries	17378	Real
SR PW-Overhead	10029981	PW-Overhead	0002	PW-Bureau Overhead	20678	PW I
SR PW-Overhead	10029981	PW-Overhead	0002	PW-Bureau Overhead	20677	PW (
ISOIS REPRODUCTION FUND	10003088	ADRP Repromail	0001	Repromail Operations	10000	Oper
SR PW-Overhead	10029981	PW-Overhead	0002	PW-Bureau Overhead	20675	PW I
GF Annual Account Ctrl	10034422	PW Operating	0001	PW Operating	20676	PW I
SR PW-Overhead	10029981	PW-Overhead	0002	PW-Bureau Overhead	20676	PW I
SR PW-Overhead	10029981	PW-Overhead	0002	PW-Bureau Overhead	20678	PW I
SR PW-Overhead	10029981	PW-Overhead	0002	PW-Bureau Overhead	20680	PW S
SR PW-Overhead	10029981	PW-Overhead	0002	PW-Bureau Overhead	20682	PW I
SR PW-Overhead	10029981	PW-Overhead	0002	PW-Bureau Overhead	20681	PW I
SR PW-Overhead	10029981	PW-Overhead	0001	PW-Dept Overhead	20677	PW (
SR Real Property	10001302	ADRE Real Estate Operations	0001	Fire/Life Safety Services	17378	Real
GF Annual Account Ctrl	10034422	PW Operating	0001	PW Operating	20676	PW I
GF Work Order	10003072	ADRM Risk Management	0001	Risk Management Operations	10002	Inter
GF Work Order	10003072	ADRM Risk Management	0002	OPF Reporting	10002	Inter
GF Continuing Authority Ctrl	10023115	Infrastructure Debt Service	0001	Infrastructure Debt Service	19329	WI Ir
GF Work Order	10003074	ADRM Surety Bond Program	0001	Surety Bond Operations	10002	Inter
SR PW-Overhead	10029981	PW-Overhead	0002	PW-Bureau Overhead	20675	PW I
SR PW-Overhead	10029981	PW-Overhead	0002	PW-Bureau Overhead	20678	PW I
SR PW-Overhead	10029981	PW-Overhead	0001	PW-Dept Overhead	20677	PW (
CPSIF COP Street Resurfacing	10034764	PW Street Resurfacing Budget	0002	Reserve- Project	80148	PW S
GF Work Order	10001306	CON Citywide Systems	0001	General Operations	10002	Inter
SR PW-Overhead	10029981	PW-Overhead	0001	PW-Dept Overhead	20677	PW (
GF Continuing Authority Ctrl	10038984	Government Recovery Project	0001	Government Recovery Project	22255	Gove

BSM - Street Use & Mapping	20682	PW BSM - Street Use & Mapping	581740	Is-Purch-Centrl Shop-FuelStock	-32,251	-33,573
SSR - Street & Sewer Repair	20679	PW SSR - Street & Sewer Repair	581740	Is-Purch-Centrl Shop-FuelStock	0	0
BUF - Urban Forestry	20681	PW BUF - Urban Forestry	581740	Is-Purch-Centrl Shop-FuelStock	-450,643	-469,112
GEN - General Admin	20677	PW GEN - General Admin	581740	Is-Purch-Centrl Shop-FuelStock	-2,721	-2,832
Estate Real Property Fund	17378	Real Estate Real Property Fund	486560	Exp Rec Fr Public Works (AAO)	0	0
IDC - Infra Dsgn & Const	20678	PW IDC - Infra Dsgn & Const	581650	Leases Paid To Real Estate	0	0
departmental-Overhead	10002	Interdepartmental-Overhead	486560	Exp Rec Fr Public Works (AAO)	489,253	507,955
GEN - General Admin	20677	PW GEN - General Admin	581750	GF-Purch-General Office	-489,253	-507,955
Estate Real Property Fund	17378	Real Estate Real Property Fund	486560	Exp Rec Fr Public Works (AAO)	144,526	163,191
IDC - Infra Dsgn & Const	20678	PW IDC - Infra Dsgn & Const	581890	GF-Rent Paid To Real Estate	0	0
GEN - General Admin	20677	PW GEN - General Admin	581890	GF-Rent Paid To Real Estate	-144,526	-163,191
rating	10000	Operating	486560	Exp Rec Fr Public Works (AAO)	420,541	420,541
BDC - Building Dsgn & Const	20675	PW BDC - Building Dsgn & Const	581820	Is-Purch-Reproduction	-83,514	-83,514
BBR - Building Repair	20676	PW BBR - Building Repair	581820	Is-Purch-Reproduction	-1,809	-1,809
BBR - Building Repair	20676	PW BBR - Building Repair	581820	Is-Purch-Reproduction	-2,410	-2,410
IDC - Infra Dsgn & Const	20678	PW IDC - Infra Dsgn & Const	581820	Is-Purch-Reproduction	-160,000	-160,000
SES - Street Env Services	20680	PW SES - Street Env Services	581820	Is-Purch-Reproduction	-39,980	-39,980
BSM - Street Use & Mapping	20682	PW BSM - Street Use & Mapping	581820	Is-Purch-Reproduction	-47,709	-47,709
BUF - Urban Forestry	20681	PW BUF - Urban Forestry	581820	Is-Purch-Reproduction	-2,078	-2,078
GEN - General Admin	20677	PW GEN - General Admin	581820	Is-Purch-Reproduction	-83,041	-83,041
Estate Real Property Fund	17378	Real Estate Real Property Fund	486560	Exp Rec Fr Public Works (AAO)	10,688	11,202
BBR - Building Repair	20676	PW BBR - Building Repair	581065	Adm-Real Estate Special Svcs	-10,688	-11,202
departmental-Overhead	10002	Interdepartmental-Overhead	486560	Exp Rec Fr Public Works (AAO)	0	0
departmental-Overhead	10002	Interdepartmental-Overhead	486560	Exp Rec Fr Public Works (AAO)	0	0
nfrastructure Debt Service	16983	WI Infrastructure Debt Service	581170	GF-Risk Management Svcs (AAO)	0	0
departmental-Overhead	10002	Interdepartmental-Overhead	486560	Exp Rec Fr Public Works (AAO)	177,804	178,836
BDC - Building Dsgn & Const	20675	PW BDC - Building Dsgn & Const	581920	GF-HRc Surety Bond	-88,902	-89,418
IDC - Infra Dsgn & Const	20678	PW IDC - Infra Dsgn & Const	581920	GF-HRc Surety Bond	-88,902	-89,418
GEN - General Admin	20677	PW GEN - General Admin	581130	GF-Con-Internal Audits	-499,209	-448,492
Street Resurfacing Program	22444	PW Street Resurfacing FY 25	581130	GF-Con-Internal Audits	-47,730	0
departmental-Overhead	10002	Interdepartmental-Overhead	486560	Exp Rec Fr Public Works (AAO)	952,224	977,346
GEN - General Admin	20677	PW GEN - General Admin	581245	GF-CON-Information System Ops	-952,224	-977,346
ernment Recovery Project	22255	Government Recovery Project	486560	Exp Rec Fr Public Works (AAO)	137,705	137,705

0	-33,573	-33,573	0	-33,573
0	0	0	0	0
0	-469,112	-469,112	0	-469,112
0	-2,832	-2,832	0	-2,832
0	0	0	0	0
0	0	0	0	0
0	507,955	507,955	0	507,955
0	-507,955	-507,955	0	-507,955
0	163,191	163,191	0	163,191
0	0	0	0	0
0	-163,191	-163,191	0	-163,191
0	420,541	420,541	0	420,541
0	-83,514	-83,514	0	-83,514
0	-1,809	-1,809	0	-1,809
0	-2,410	-2,410	0	-2,410
0	-160,000	-160,000	0	-160,000
0	-39,980	-39,980	0	-39,980
0	-47,709	-47,709	0	-47,709
0	-2,078	-2,078	0	-2,078
0	-83,041	-83,041	0	-83,041
0	11,202	11,202	0	11,202
0	-11,202	-11,202	0	-11,202
0	0	0	0	0
0	0	0	0	0
0	0	0	0	0
0	178,836	178,836	0	178,836
0	-89,418	-89,418	0	-89,418
0	-89,418	-89,418	0	-89,418
0	-448,492	-448,492	0	-448,492
0	0	0	0	0
0	977,346	977,346	0	977,346
0	-977,346	-977,346	0	-977,346
0	137,705	137,705	0	137,705

DPW-GEN	DPW	GEN	GEN-GOVT-OPS-RECOVERY	581421-GF-GEN-Govt Ops Recovery	232636	DPW OFFMA Deputy	13920
DPW-HRD	DPW	HRD	HRD-DIVERSITY-EQUITY	581016-HR-Diversity Equity Inclusion	232029	HRD Workforce Development	10000
DPW-HRD	DPW	HRD	HRD-DIVERSITY-EQUITY	581016-HR-Diversity Equity Inclusion	232636	DPW OFFMA Deputy	13920
DPW-HRD	DPW	HRD	HRD-EEO	581430-GF-HR-Equal Emplymnt Opportuni	232023	HRD Equal Emplymt Opportunity	10000
DPW-HRD	DPW	HRD	HRD-EEO	581430-GF-HR-Equal Emplymnt Opportuni	232636	DPW OFFMA Deputy	13920
DPW-HRD	DPW	HRD	HRD-EMPLOYMENTSERVICES	581470-GF-HR-Client Svc-Recrut-Assess	232025	HRD Employment Services	10000
DPW-HRD	DPW	HRD	HRD-EMPLOYMENTSERVICES	581470-GF-HR-Client Svc-Recrut-Assess	232636	DPW OFFMA Deputy	13920
DPW-HRD	DPW	HRD	HRD-HR-MODERNIZATION	581015-HR-Modernization	232022	HRD Administration	10020
DPW-HRD	DPW	HRD	HRD-HR-MODERNIZATION	581015-HR-Modernization	232636	DPW OFFMA Deputy	13920
DPW-HRD	DPW	HRD	HRD-WORKERSCOMPCLAIMS	581460-GF-HR-Workers' Comp Claims	232027	HRD Workers Compensation	12460
DPW-HRD	DPW	HRD	HRD-WORKERSCOMPCLAIMS	581460-GF-HR-Workers' Comp Claims	207721	DPW Dpty Dir of Buildings	13920
DPW-HRD	DPW	HRD	HRD-WORKERSCOMPCLAIMS	581460-GF-HR-Workers' Comp Claims	207729	DPW DO Director	13920
DPW-HRD	DPW	HRD	HRD-WORKERSCOMPCLAIMS	581460-GF-HR-Workers' Comp Claims	229873	DPW Dpty Dir of Infrastructure	13920
DPW-HRD	DPW	HRD	HRD-WORKERSCOMPCLAIMS	581460-GF-HR-Workers' Comp Claims	229882	DPW DDO Operations Deputy	13920
DPW-HRD	DPW	HRD	HRD-WORKERSCOMPCLAIMS	581460-GF-HR-Workers' Comp Claims	232636	DPW OFFMA Deputy	13920
DPW-HSS	DPW	HSS	HSS-ADMINCOST	515510-Health Service-Admin Cost	291644	HSS Health Service System	10000
DPW-HSS	DPW	HSS	HSS-ADMINCOST	515510-Health Service-Admin Cost	232636	DPW OFFMA Deputy	13920
DPW-PUC	DPW	PUC	PUC-POWER	581051-GF-PUC-Light Heat & Power	298650	HHP0907 Light Heat & Power	24970
DPW-PUC	DPW	PUC	PUC-POWER	581051-GF-PUC-Light Heat & Power	298650	HHP0907 Light Heat & Power	24970
DPW-PUC	DPW	PUC	PUC-POWER	581051-GF-PUC-Light Heat & Power	298650	HHP0907 Light Heat & Power	24970
DPW-PUC	DPW	PUC	PUC-POWER	581051-GF-PUC-Light Heat & Power	207951	DPW BSR Budgetary	10000
DPW-PUC	DPW	PUC	PUC-SEWER	581063-PUC Sewer Service Charges	229267	WWE0101 Administration	20160
DPW-PUC	DPW	PUC	PUC-SEWER	581063-PUC Sewer Service Charges	207951	DPW BSR Budgetary	10000
DPW-PUC	DPW	PUC	PUC-WATER	581064-Ef-PUC-Water Charges	232396	WTR01 Administration	25940
DPW-PUC	DPW	PUC	PUC-WATER	581064-Ef-PUC-Water Charges	232396	WTR01 Administration	25940
DPW-PUC	DPW	PUC	PUC-WATER	581064-Ef-PUC-Water Charges	207959	DPW BUF Budgetary	12769
DPW-TIS	DPW	TIS	TIS-SFGOVTV	581280-DT SFGov TV Services	207938	DT Communicatons SFGovTV	10000
DPW-TIS	DPW	TIS	TIS-SFGOVTV	581280-DT SFGov TV Services	207729	DPW DO Director	13920
DPW-TIS	DPW	TIS	TIS-TECHCONTRACTS	581325-DT Enterprise Tech Contracts	210699	DT Adm ELA Pass-thru	28070
DPW-TIS	DPW	TIS	TIS-TECHCONTRACTS	581325-DT Enterprise Tech Contracts	210699	DT Adm ELA Pass-thru	28070
DPW-TIS	DPW	TIS	TIS-TECHCONTRACTS	581325-DT Enterprise Tech Contracts	210699	DT Adm ELA Pass-thru	28070
DPW-TIS	DPW	TIS	TIS-TECHCONTRACTS	581325-DT Enterprise Tech Contracts	210699	DT Adm ELA Pass-thru	28070
DPW-TIS	DPW	TIS	TIS-TECHCONTRACTS	581325-DT Enterprise Tech Contracts	232636	DPW OFFMA Deputy	13920

SR PW-Overhead	10029981	PW-Overhead	0001	PW-Dept Overhead	20677	PW (
GF Annual Account Ctrl	10026743	HR Workforce Development	0002	Diversity Equity Inclusion	10000	Oper
SR PW-Overhead	10029981	PW-Overhead	0001	PW-Dept Overhead	20677	PW (
GF Annual Account Ctrl	10026742	HR Administration	0001	HR Administration	10000	Oper
SR PW-Overhead	10029981	PW-Overhead	0001	PW-Dept Overhead	20677	PW (
GF Annual Account Ctrl	10026742	HR Administration	0001	HR Administration	10000	Oper
SR PW-Overhead	10029981	PW-Overhead	0001	PW-Dept Overhead	20677	PW (
GF Continuing Authority Ctrl	10033390	HIRING MODERNIZATION	0001	Hiring Modernization	20357	HIRI
SR PW-Overhead	10029981	PW-Overhead	0001	PW-Dept Overhead	20677	PW (
SR Workers' Compensation	10026742	HR Administration	0001	HR Administration	10000	Oper
SR PW-Overhead	10029981	PW-Overhead	0001	PW-Dept Overhead	20677	PW (
SR PW-Overhead	10029981	PW-Overhead	0001	PW-Dept Overhead	20677	PW (
SR PW-Overhead	10029981	PW-Overhead	0001	PW-Dept Overhead	20677	PW (
SR PW-Overhead	10029981	PW-Overhead	0001	PW-Dept Overhead	20677	PW (
SR PW-Overhead	10029981	PW-Overhead	0001	PW-Dept Overhead	20677	PW (
GF Annual Account Ctrl	10001707	HT Administration	0001	HSS Administration	10000	Oper
SR PW-Overhead	10029981	PW-Overhead	0001	PW-Dept Overhead	20677	PW (
HHWP Op Annual Account Ctrl	10029992	UH Administration HHP	0025	GUSE Rate Electricity Sales	10000	Oper
HHWP Op Annual Account Ctrl	10029992	UH Administration HHP	0026	Enterprise Rate Electricity	10000	Oper
HHWP Op Annual Account Ctrl	10029992	UH Administration HHP	0027	Gas & Steam Sales	10000	Oper
GF Annual Account Ctrl	10034422	PW Operating	0001	PW Operating	20676	PW I
WWE Op Annual Account Ctrl	10030000	UC Administration WWE	0001	General Administration	10000	Oper
GF Annual Account Ctrl	10034422	PW Operating	0001	PW Operating	20676	PW I
WTR Op Annual Account Ctrl	10029994	UW Administration WTR	0002	General Local Administration	10000	Oper
WTR Op Annual Account Ctrl	10029994	UW Administration WTR	0010	General Regional Admin.	10000	Oper
SR Gas Tax Annual Authority	10034422	PW Operating	0001	PW Operating	20681	PW I
GF Annual Account Ctrl	10024777	DT Dt Operating Master Project	0001	DT Operating Master Project	10000	Oper
SR PW-Overhead	10029981	PW-Overhead	0001	PW-Dept Overhead	20677	PW (
ISTIF Annual Authority Ctrl	10024810	DT INTERDEPARTMENTAL SERV	0008	EAs - Adobe -01	17608	Dt W
ISTIF Annual Authority Ctrl	10024810	DT INTERDEPARTMENTAL SERV	0012	EAs - ESRI 01	17608	Dt W
ISTIF Annual Authority Ctrl	10024810	DT INTERDEPARTMENTAL SERV	0018	EAs - Microsoft	17608	Dt W
ISTIF Annual Authority Ctrl	10024810	DT INTERDEPARTMENTAL SERV	0384	EAs - Docusign	17608	Dt W
SR PW-Overhead	10029981	PW-Overhead	0001	PW-Dept Overhead	20677	PW (

GEN - General Admin	20677	PW GEN - General Admin	581421	GF-GEN-Govt Ops Recovery	-137,705	-137,705
rating	10000	Operating	486560	Exp Rec Fr Public Works (AAO)	34,965	36,217
GEN - General Admin	20677	PW GEN - General Admin	581016	Diversity Equity Inclusion	-34,965	-36,217
rating	10000	Operating	486560	Exp Rec Fr Public Works (AAO)	506,731	522,243
GEN - General Admin	20677	PW GEN - General Admin	581430	GF-HR-Equal Emplymnt Opportuni	-506,731	-522,243
rating	10000	Operating	486560	Exp Rec Fr Public Works (AAO)	524,194	582,163
GEN - General Admin	20677	PW GEN - General Admin	581470	GF-HR-EMPLOYMENTSERVICES	-524,194	-582,163
NG MODERNIZATION	20357	HIRING MODERNIZATION	486560	Exp Rec Fr Public Works (AAO)	101,219	102,928
GEN - General Admin	20677	PW GEN - General Admin	581015	Human Resources Modernization	-101,219	-102,928
rating	10000	Operating	486560	Exp Rec Fr Public Works (AAO)	5,258,000	5,469,000
GEN - General Admin	20677	PW GEN - General Admin	581460	GF-HR-Workers' Comp Claims	-262,900	-273,450
GEN - General Admin	20677	PW GEN - General Admin	581460	GF-HR-Workers' Comp Claims	-26,290	-27,345
GEN - General Admin	20677	PW GEN - General Admin	581460	GF-HR-Workers' Comp Claims	-262,900	-273,450
GEN - General Admin	20677	PW GEN - General Admin	581460	GF-HR-Workers' Comp Claims	-4,679,620	-4,867,410
GEN - General Admin	20677	PW GEN - General Admin	581460	GF-HR-Workers' Comp Claims	-26,290	-27,345
rating	10000	Operating	486560	Exp Rec Fr Public Works (AAO)	329,808	341,192
GEN - General Admin	20677	PW GEN - General Admin	515510	Health Service-Admin Cost	-329,808	-341,192
rating	10000	Operating	486560	Exp Rec Fr Public Works (AAO)	205,677	238,367
rating	10000	Operating	486560	Exp Rec Fr Public Works (AAO)	175,053	192,573
rating	10000	Operating	486560	Exp Rec Fr Public Works (AAO)	53,560	59,311
BBR - Building Repair	20676	PW BBR - Building Repair	581051	GF-PUC-Light Heat & Power	-434,290	-490,251
rating	10000	Operating	486560	Exp Rec Fr Public Works (AAO)	125,099	139,492
BBR - Building Repair	20676	PW BBR - Building Repair	581063	PUC Sewer Service Charges	-125,099	-139,492
rating	10000	Operating	486560	Exp Rec Fr Public Works (AAO)	783,432	848,617
rating	10000	Operating	486560	Exp Rec Fr Public Works (AAO)	0	0
BUF - Urban Forestry	20681	PW BUF - Urban Forestry	581064	Ef-PUC-Water Charges	-783,432	-848,617
rating	10000	Operating	486560	Exp Rec Fr Public Works (AAO)	81,120	81,120
GEN - General Admin	20677	PW GEN - General Admin	581280	DT SFGov TV Services	-81,120	-81,120
/ork Order Projects	17608	Dt Work Order Projects	486560	Exp Rec Fr Public Works (AAO)	90,293	99,323
/ork Order Projects	17608	Dt Work Order Projects	486560	Exp Rec Fr Public Works (AAO)	46,355	51,789
/ork Order Projects	17608	Dt Work Order Projects	486560	Exp Rec Fr Public Works (AAO)	537,918	548,676
/ork Order Projects	17608	Dt Work Order Projects	486560	Exp Rec Fr Public Works (AAO)	31,414	31,414
GEN - General Admin	20677	PW GEN - General Admin	581325	DT Enterprise Tech Contracts	-705,980	-731,202

0	-137,705	-137,705	0	-137,705
0	36,217	36,217	0	36,217
0	-36,217	-36,217	0	-36,217
0	522,243	522,243	0	522,243
0	-522,243	-522,243	0	-522,243
0	582,163	582,163	0	582,163
0	-582,163	-582,163	0	-582,163
0	102,928	102,928	0	102,928
0	-102,928	-102,928	0	-102,928
0	5,469,000	5,469,000	0	5,469,000
0	-273,450	-273,450	0	-273,450
0	-27,345	-27,345	0	-27,345
0	-273,450	-273,450	0	-273,450
0	-4,867,410	-4,867,410	0	-4,867,410
0	-27,345	-27,345	0	-27,345
0	341,192	341,192	0	341,192
0	-341,192	-341,192	0	-341,192
0	238,367	238,367	0	238,367
0	192,573	192,573	0	192,573
0	59,311	59,311	0	59,311
0	-490,251	-490,251	0	-490,251
0	139,492	139,492	0	139,492
0	-139,492	-139,492	0	-139,492
0	848,617	848,617	0	848,617
0	0	0	0	0
0	-848,617	-848,617	0	-848,617
0	81,120	81,120	0	81,120
0	-81,120	-81,120	0	-81,120
0	99,323	99,323	0	99,323
0	51,789	51,789	0	51,789
0	548,676	548,676	0	548,676
0	31,414	31,414	0	31,414
0	-731,202	-731,202	0	-731,202

DPW-TIS	DPW	TIS	TIS-TECHINFRASTRUCTURE	581210-DT Technology Infrastructure	232341	DT Adm Administration	28070
DPW-TIS	DPW	TIS	TIS-TECHINFRASTRUCTURE	581210-DT Technology Infrastructure	207950	DPW BDC Budgetary	13920
DPW-TIS	DPW	TIS	TIS-TECHINFRASTRUCTURE	581210-DT Technology Infrastructure	207951	DPW BSR Budgetary	13920
DPW-TIS	DPW	TIS	TIS-TECHINFRASTRUCTURE	581210-DT Technology Infrastructure	207954	DPW IDC Budgetary	13920
DPW-TIS	DPW	TIS	TIS-TECHINFRASTRUCTURE	581210-DT Technology Infrastructure	207956	DPW SES Budgetary	10000
DPW-TIS	DPW	TIS	TIS-TECHINFRASTRUCTURE	581210-DT Technology Infrastructure	207956	DPW SES Budgetary	13920
DPW-TIS	DPW	TIS	TIS-TECHINFRASTRUCTURE	581210-DT Technology Infrastructure	207957	DPW BSM Budgetary	13920
DPW-TIS	DPW	TIS	TIS-TECHINFRASTRUCTURE	581210-DT Technology Infrastructure	207959	DPW BUF Budgetary	13920
DPW-TIS	DPW	TIS	TIS-TECHINFRASTRUCTURE	581210-DT Technology Infrastructure	232636	DPW OFFMA Deputy	13920
DPW-TIS	DPW	TIS	TIS-TELECOMSVCS	581360-DT Telecommunications Services	207917	DT Adm Telephone Billing	28100
DPW-TIS	DPW	TIS	TIS-TELECOMSVCS	581360-DT Telecommunications Services	207729	DPW DO Director	13920
DPW-TIS	DPW	TIS	TIS-TELECOMSVCS	581360-DT Telecommunications Services	207950	DPW BDC Budgetary	13920
DPW-TIS	DPW	TIS	TIS-TELECOMSVCS	581360-DT Telecommunications Services	207954	DPW IDC Budgetary	13920
DPW-TIS	DPW	TIS	TIS-TELECOMSVCS	581360-DT Telecommunications Services	207957	DPW BSM Budgetary	13920

ISTIF Annual Authority Ctrl	10024777	DT Dt Operating Master Project	0001	DT Operating Master Project	17582	DT D
SR PW-Overhead	10029981	PW-Overhead	0002	PW-Bureau Overhead	20675	PW I
SR PW-Overhead	10029981	PW-Overhead	0002	PW-Bureau Overhead	20676	PW I
SR PW-Overhead	10029981	PW-Overhead	0002	PW-Bureau Overhead	20678	PW I
GF Annual Account Ctrl	10034422	PW Operating	0001	PW Operating	20680	PW S
SR PW-Overhead	10029981	PW-Overhead	0002	PW-Bureau Overhead	20680	PW S
SR PW-Overhead	10029981	PW-Overhead	0002	PW-Bureau Overhead	20682	PW I
SR PW-Overhead	10029981	PW-Overhead	0002	PW-Bureau Overhead	20681	PW I
SR PW-Overhead	10029981	PW-Overhead	0001	PW-Dept Overhead	20677	PW (
ISTIF NON PROJECT CONTROLLED	10024777	DT Dt Operating Master Project	0001	DT Operating Master Project	10000	Oper
SR PW-Overhead	10029981	PW-Overhead	0001	PW-Dept Overhead	20677	PW (
SR PW-Overhead	10029981	PW-Overhead	0002	PW-Bureau Overhead	20675	PW I
SR PW-Overhead	10029981	PW-Overhead	0002	PW-Bureau Overhead	20678	PW I
SR PW-Overhead	10029981	PW-Overhead	0002	PW-Bureau Overhead	20682	PW I

)t Operating Master Project	17582	DT Dt Operating Master Project	486560	Exp Rec Fr Public Works (AAO)	5,391,718	5,821,366
BDC - Building Dsgn & Const	20675	PW BDC - Building Dsgn & Const	581210	DT Technology Infrastructure	-354,854	-383,131
BBR - Building Repair	20676	PW BBR - Building Repair	581210	DT Technology Infrastructure	-343,918	-371,324
IDC - Infra Dsgn & Const	20678	PW IDC - Infra Dsgn & Const	581210	DT Technology Infrastructure	-227,329	-245,444
SES - Street Env Services	20680	PW SES - Street Env Services	581210	DT Technology Infrastructure	-123,704	-133,562
SES - Street Env Services	20680	PW SES - Street Env Services	581210	DT Technology Infrastructure	-229,738	-248,045
BSM - Street Use & Mapping	20682	PW BSM - Street Use & Mapping	581210	DT Technology Infrastructure	-185,653	-200,447
BUF - Urban Forestry	20681	PW BUF - Urban Forestry	581210	DT Technology Infrastructure	-621,641	-671,177
GEN - General Admin	20677	PW GEN - General Admin	581210	DT Technology Infrastructure	-3,304,881	-3,568,236
rating	10000	Operating	486560	Exp Rec Fr Public Works (AAO)	804,015	804,015
GEN - General Admin	20677	PW GEN - General Admin	581360	DT Telecommunications Services	-151,222	-151,222
BDC - Building Dsgn & Const	20675	PW BDC - Building Dsgn & Const	581360	DT Telecommunications Services	-157,911	-157,911
IDC - Infra Dsgn & Const	20678	PW IDC - Infra Dsgn & Const	581360	DT Telecommunications Services	-170,550	-170,550
BSM - Street Use & Mapping	20682	PW BSM - Street Use & Mapping	581360	DT Telecommunications Services	-324,332	-324,332

0	5,821,366	5,821,366	0	5,821,366
0	-383,131	-383,131	0	-383,131
0	-371,324	-371,324	0	-371,324
0	-245,444	-245,444	0	-245,444
0	-133,562	-133,562	0	-133,562
0	-248,045	-248,045	0	-248,045
0	-200,447	-200,447	0	-200,447
0	-671,177	-671,177	0	-671,177
0	-3,568,236	-3,568,236	0	-3,568,236
0	804,015	804,015	0	804,015
0	-151,222	-151,222	0	-151,222
0	-157,911	-157,911	0	-157,911
0	-170,550	-170,550	0	-170,550
0	-324,332	-324,332	0	-324,332

Budget Form 2B: Schedule of Licenses, Permits, Fines & Service Charges
DEPARTMENT: DPW

Inflation Factor for FY 2025-26 Fee Auto Increase as per Code Section **	2.76%
Inflation Factor for FY 2026-27 Fee Auto Increase as per Code Section **	2.82%

CPI will be updated in January 2026. Controller will provide the CPI to PW Budget Office. Confirm the CPI before submitting.

TABLE 1 - MODIFIED AND NEW FEES

Item	Fee Status M/N	Description	Code Authorization	Auto CPI Adjust Yes/No	Account Code	Account Title	Fund Code	Fund Title	Authority Code	Authority Title	Department Code	Department Title	Project Code	Project Title	Activity Code	Activity Title	Unit Basis (e.g., per sq. ft.)	FY 2024-25 Fee **	FY 2024-25 Units (Est.)	FY 2024-25 Revenue Proposed	FY 2024-25 Cost Recovery (Est.)	FY 2025-26 Fee	FY 2025-26 Units (Est.)	FY 2025-26 Revenue Proposed	FY 2025-26 Cost Recovery (Est.)	FY 2026-27 Fee **	FY 2026-27 Units (Est.)	FY 2026-27 Revenue Proposed	FY 2026-27 Cost Recovery (Est.)	Fiscal Year of Last Increase	Fee Prior to Last Increase
1	M	Excavation project - Small - Administrative fee (per permit)	Public Works Code Article 2.4 Section 2.4.41	No	461122	Parking Plan Admin Fees	10000	GF Annual Account Ctrl	20682	PW BSM - Street Use & Mapping	207957	DPW BSM Budgetary	10034422	PW Operating	1	PW Operating		$ 115.00		$ -		$ 135.90				$ 139.73		$ -			$ -
2	M	Excavation project - Medium - Administrative fee (per block)	Public Works Code Article 2.4 Section 2.4.41	No	461122	Parking Plan Admin Fees	10000	GF Annual Account Ctrl	20682	PW BSM - Street Use & Mapping	207957	DPW BSM Budgetary	10034422	PW Operating	1	PW Operating		$ 145.00		$ -		$ 171.35				$ 176.18		$ -			$ -
3	M	Excavation project - Large - Administrative fee (per block)	Public Works Code Article 2.4 Section 2.4.41.	No	461122	Parking Plan Admin Fees	10000	GF Annual Account Ctrl	20682	PW BSM - Street Use & Mapping	207957	DPW BSM Budgetary	10034422	PW Operating	1	PW Operating		$ 192.00		$ -		$ 226.89				$ 233.29		$ -			$ -
4	M	Excavation project - Small - Inspection fee (per permit)	Public Works Code Article 2.4 Section 2.4.42	No	461123	Parking Plan Inspection Fees	10000	GF Annual Account Ctrl	20682	PW BSM - Street Use & Mapping	207957	DPW BSM Budgetary	10034422	PW Operating	1	PW Operating		$ 640.00		$ -		$ 657.66				$ 676.21		$ -			$ -
5	M	Major Encroachment Permit Fee	SFPWC Articles 15 & 2.1	No	460639	Misc Service Charges-DPW	10000	GF Annual Account Ctrl	20682	PW BSM - Street Use & Mapping	207957	207957 DPW BSM Budgetary	10034422	PW Operating	1	PW Operating		$ 6,534.00		$ -		$ 7,721.49				$ 7,939.24		$ -			$ -
6	M	Minor Sidewalk Encroachment Permit Fees - New	SFPWC Articles 15 & 2.1	No	460639	Misc Service Charges-DPW	10000	GF Annual Account Ctrl	20682	PW BSM - Street Use & Mapping	207957	207957 DPW BSM Budgetary	10034422	PW Operating	1	PW Operating		$ 1,683.00		$ -		$ 1,988.87				$ 2,044.96		$ -			$ -
7	M	Minor Sidewalk Encroachment Permit Fees - Existing	SFPWC Articles 15 & 2.1	No	460639	Misc Service Charges-DPW	10000	GF Annual Account Ctrl	20682	PW BSM - Street Use & Mapping	207957	207957 DPW BSM Budgetary	10034422	PW Operating	1	PW Operating		$ 240.00		$ -		$ 283.62				$ 291.62		$ -			$ -
8	M	Temporary occupancy of street - Other uses (per day)	Public Works Code Article 15 Section 724.1 (b)	No	460639	Misc Service Charges-DPW	10000	GF Annual Account Ctrl	20682	PW BSM - Street Use & Mapping	207957	DPW BSM Budgetary	10034422	PW Operating	1	PW Operating		$ 95.00		$ -		$ 112.27				$ 115.44		$ -			$ -
9	M	Additional Street Space - New	SFPWC Articles 15 & 2.1	No	460637	Street Space	10000	GF Annual Account Ctrl	20682	PW BSM - Street Use & Mapping	207957	207957 DPW BSM Budgetary	10034422	PW Operating	1	PW Operating		$ 705.00		$ -		$ 833.13				$ 856.62		$ -			$ -
10	M	Additional Street Space - Renewal	SFPWC Articles 15 & 2.1	No	460637	Street Space	10000	GF Annual Account Ctrl	20682	PW BSM - Street Use & Mapping	207957	207957 DPW BSM Budgetary	10034422	PW Operating	1	PW Operating		$ 399.00		$ -		$ 471.51				$ 484.81		$ -			$ -
11	M	Nighttime Work Permit	Public Works Code Article 2.1 Section 2.1.1 (p)	No	460631	Excavation Inspection	13980	SR Other Special Revenue	17442	PW Various City Streets	229902	DPW BSM Subdivision & Mapping	10031316	PW Permits/Insp ection NonGF FY18	25	Reserves		$ 172.00		$ -		$ 203.26				$ 208.99		$ -			$ -
12	M	Street Improvement Permit - Sidewalk repair (per 100 sq. ft.)	Public Works Code Article 2.1 Section 2.1.1 (d)(i)	No	460642	Sidewalk Permit	10000	GF Annual Account Ctrl	20682	PW BSM - Street Use & Mapping	207957	DPW BSM Budgetary	10034422	PW Operating	1	PW Operating		$ 30.00		$ -		$ 35.45				$ 36.45		$ -			$ -
13	M	Special Sidewalk Permit	Public Works Code Article 2.1 Section 2.1.1 (e)	No	460642	Sidewalk Permit	10000	GF Annual Account Ctrl	20682	PW BSM - Street Use & Mapping	207957	DPW BSM Budgetary	10034422	PW Operating	1	PW Operating		$ 705.00		$ -		$ 833.00				$ 856.49		$ -			$ -
14	M	Street Vending Permit (New)	Public Works Code Article 5.9, Sec. 5.9-5	No	460639	Misc Service Charges-DPW	10000	GF Annual Account Ctrl	20682	PW BSM - Street Use & Mapping	207957	DPW BSM Budgetary	10034422	PW Operating	1	PW Operating		$ 471.00		$ -		$ 557.00				$ 572.71		$ -			$ -
15	M	Street Vending Permit (Renew)	Public Works Code Article 5.9, Sec. 5.9-5	No	460639	Misc Service Charges-DPW	10000	GF Annual Account Ctrl	20682	PW BSM - Street Use & Mapping	207957	DPW BSM Budgetary	10034422	PW Operating	1	PW Operating		$ 109.00		$ -		$ 129.00				$ 132.64		$ -			$ -
16	M	Amended Map	Subdivision Code Division 1 Article 3 Sec 1315 (a)(6)	No	460640	Subdivision Map	13980	SR Other Special Revenue	17459	PW Gen Sub Ed Subdiv Map 19	229902	DPW BSM Subdivision & Mapping	10031825	PW Subdivision Map Review FY18	9	Revenue		$ 4,517.00		$ -		$ 5,337.92				$ 5,488.45		$ -			$ -
17	M	Condominium Conversion	Subdivision Code Division 1 Article 3 Sec 1315 (a)(3)	No	460640	Subdivision Map	13980	SR Other Special Revenue	17459	PW Gen Sub Ed Subdiv Map 19	229902	DPW BSM Subdivision & Mapping	10031825	PW Subdivision Map Review FY18	9	Revenue		$ 12,922.00		$ -		$ 15,270.44				$ 15,701.07		$ -			$ -
18	M	Parcel Map	Subdivision Code Division 1 Article 3 Sec 1315 (a)(4)	No	460640	Subdivision Map	13980	SR Other Special Revenue	17459	PW Gen Sub Ed Subdiv Map 19	229902	DPW BSM Subdivision & Mapping	10031825	PW Subdivision Map Review FY18	9	Revenue		$ 11,977.00		$ -		$ 14,153.70				$ 14,552.83		$ -			$ -
19	M	Lot Line Adjustment	Subdivision Code Division 1 Article 3 Sec 1315 (a)(7)	No	460640	Subdivision Map	13980	SR Other Special Revenue	17459	PW Gen Sub Ed Subdiv Map 19	229902	DPW BSM Subdivision & Mapping	10031825	PW Subdivision Map Review FY18	9	Revenue		$ 4,517.00		$ -		$ 5,337.92				$ 5,488.45		$ -			$ -
20	M	Certificate of Compliance	Subdivision Code Division 1 Article 3 Sec 1315 (a)(9)	No	460640	Subdivision Map	13980	SR Other Special Revenue	17459	PW Gen Sub Ed Subdiv Map 19	229902	DPW BSM Subdivision & Mapping	10031825	PW Subdivision Map Review FY18	9	Revenue		$ 3,573.00		$ -		$ 4,222.36				$ 4,341.43		$ -			$ -
21	M	Certificate of Correction	Subdivision Code Division 1 Article 3 Sec 1315 (a)(10)	No	460640	Subdivision Map	13980	SR Other Special Revenue	17459	PW Gen Sub Ed Subdiv Map 19	229902	DPW BSM Subdivision & Mapping	10031825	PW Subdivision Map Review FY18	9	Revenue		$ 3,573.00		$ -		$ 4,222.36				$ 4,341.43		$ -			$ -
22	M	Lot Subdivision Final Map	Subdivision Code Division 1 Article 3 Sec 1315 (a)(2)	Yes	460640	Subdivision Map	13980	SR Other Special Revenue	17459	PW Gen Sub Ed Subdiv Map 19	229902	DPW BSM Subdivision & Mapping	10031825	PW Subdivision Map Review FY18	9	Revenue		$ 13,091.00		$ -		$ 15,470.16				$ 15,906.42		$ -			$ -
23	M	Record of Survey	Subdivision Code Division 1 Article 3 Sec 1315 (a)(11)	Yes	460640	Subdivision Map	13980	SR Other Special Revenue	17459	PW Gen Sub Ed Subdiv Map 19	229902	DPW BSM Subdivision & Mapping	10031825	PW Subdivision Map Review FY18	9	Revenue		$ 855.00		$ -		$ 1,010.39				$ 1,038.88		$ -			$ -

TABLE 2 - CONTINUING FEES

Item	Fee Status	Description	Code Authorization	Auto CPI Adjust Yes/No	Account Code	Account Title	Fund Code	Fund Title	Authority Code	Authority Title	Department Code	Department Title	Project Code	Project Title	Activity Code	Activity Title	Unit Basis (e.g., per sq. ft.)	FY 2024-25 Fee **	FY 2024-25 Units (Est.)	FY 2024-25 Revenue Proposed	FY 2024-25 Cost Recovery (Est.)	FY 2025-26 Fee	FY 2025-26 Units (Est.)	FY 2025-26 Revenue Proposed	FY 2025-26 Cost Recovery (Est.)	FY 2026-27 Fee **	FY 2026-27 Units (Est.)	FY 2026-27 Revenue Proposed	FY 2026-27 Cost Recovery (Est.)	Fiscal Year of Last Increase	Fee Prior to Last Increase
24	C	Cafe Tables And Chairs	SFPWC Article 5.2, Sec. 176	Yes	420320	Cafe Tables And Chairs	10000	GF Annual Account Ctrl	20682	PW BSM - Street Use & Mapping	207957	DPW BSM Budgetary	10034422	PW Operating	1	PW Operating		$ 171.00		$ -		$ 175.72				$ 180.67		$ -			$ -
25	C	Sidewalk Flower Markets	SFPWC Article 5, Sec. 159	Yes	420350	Sidewalk Flower Markets	10000	GF Annual Account Ctrl	20682	PW BSM - Street Use & Mapping	207957	DPW BSM Budgetary	10034422	PW Operating	1	PW Operating		$ 1,269.00		$ -		$ 1,304.02				$ 1,340.80		$ -			$ -
26	C	Penalties	Misc. Articles in Municipal Codes, Police Codes, Health Code, and Public Works Code	No	425920	Penalties	10000	GF Annual Account Ctrl	20682	PW BSM - Street Use & Mapping	207957	DPW BSM Budgetary	10034422	PW Operating	1	PW Operating		$ -		$ -		$ -				$ -		$ -			$ -
27	C	Parklets' Permit Fee	SFPWC Article 5.3	Yes	460500	"Parklets' Permit Fee	10000	GF Annual Account Ctrl	20682	PW BSM - Street Use & Mapping	207957	DPW BSM Budgetary	10034422	PW Operating	1	PW Operating		$ 13,955.00		$ -		$ 14,340.18				$ 14,744.55		$ -			$ -
28	C	Mobile Food Facilities Permit	SFPWC Article 5.4	Yes	460600	Mobile Food Facilities Permit	10000	GF Annual Account Ctrl	20682	PW BSM - Street Use & Mapping	207957	DPW BSM Budgetary	10034422	PW Operating	1	PW Operating		$ 536.00		$ -		$ 550.79				$ 566.33		$ -			$ -
29	C	Right-Of-Way Assessment	SFPWC Article 15, Sec. 724	Yes	460647	Right-Of-Way Assessment	10000	GF Annual Account Ctrl	20682	PW BSM - Street Use & Mapping	207957	DPW BSM Budgetary	10034422	PW Operating	1	PW Operating		$ 172.41		$ -		$ 177.17				$ 182.16		$ -			$ -
30	C	Parking Plan Admin Fees	SFPWC, Article 15, Sec. 724	Yes	461122	Parking Plan Admin Fees	10000	GF Annual Account Ctrl	20682	PW BSM - Street Use & Mapping	207957	DPW BSM Budgetary	10034422	PW Operating	1	PW Operating		$ 188.00		$ -		$ 193.19				$ 198.64		$ -			$ -
31	C	Parking Plan Inspection Fees	SFPWC, Article 15, Sec. 725	Yes	461123	Parking Plan Inspection Fees	10000	GF Annual Account Ctrl	20682	PW BSM - Street Use & Mapping	207957	DPW BSM Budgetary	10034422	PW Operating	1	PW Operating		$ 463.00		$ -		$ 475.78				$ 489.20		$ -			$ -
32	M	Automobile Driveway Permit - Overside	Public Works Code Article 2.1 Section 2.1.1 (f)(ii)	Yes	460639	Misc Service Charges-DPW	10000	GF Annual Account Ctrl	20682	PW BSM - Street Use & Mapping	207957	DPW BSM Budgetary	10034422	PW Operating	1	PW Operating		$ 1,586.00		$ -		$ 1,629.77				$ 1,675.73		$ -			$ -
33	C	Blight Inspection Fee	Administrative Code Chapter 80 Sec 80.4(b)	Yes	425920	Penalties	13980	SR Other Special Revenue	17430	PW Blight Reduction Program	229902 / 207956	DPW BSM Subdivision & Mapping / DPW SES Budgetary	10031710	PW BSM Blight	3	Revenue		$ 391.87		$ -		$ 402.69				$ 414.04		$ -			$ -
34	C	Air Space - up to four lots	Subdivision Code Division 1 Article 3 Sec 1315 (a)(1)	Yes	460640	Subdivision Map	13980	SR Other Special Revenue	17459	PW Gen Sub Ed Subdiv Map 19	229902	DPW BSM Subdivision & Mapping	10031825	PW Subdivision Map Review FY18	9	Revenue		$ 14,360.00		$ -		$ 14,756.34				$ 15,172.46		$ -			$ -
35	C	Air Space - each additional lot (5 or more lots)	Subdivision Code Division 1 Article 3 Sec 1315 (a)(1)	Yes	460640	Subdivision Map	13980	SR Other Special Revenue	17459	PW Gen Sub Ed Subdiv Map 19	229902	DPW BSM Subdivision & Mapping	10031825	PW Subdivision Map Review FY18	9	Revenue		$ 836.00		$ -		$ 859.07				$ 883.30		$ -			$ -
36	C	Lot Merger Re-subdivision	Subdivision Code Division 1 Article 3 Sec 1315 (a)(5)	Yes	460640	Subdivision Map	13980	SR Other Special Revenue	17459	PW Gen Sub Ed Subdiv Map 19	229902	DPW BSM Subdivision & Mapping	10031825	PW Subdivision Map Review FY18	9	Revenue		$ 11,595.00		$ -		$ 11,915.02				$ 12,251.03		$ -			$ -
37	C	Lot Merger	Subdivision Code Division 1 Article 3 Sec 1315 (a)(8)	Yes	460640	Subdivision Map	13980	SR Other Special Revenue	17459	PW Gen Sub Ed Subdiv Map 19	229902	DPW BSM Subdivision & Mapping	10031825	PW Subdivision Map Review FY18	9	Revenue		$ 4,311.00		$ -		$ 4,429.98				$ 4,554.91		$ -			$ -
38	C	Survey Monument Setting	Subdivision Code Division 1 Article 3 Sec 1315 (a)(12)	Yes	460640	Subdivision Map	13980	SR Other Special Revenue	17459	PW Gen Sub Ed Subdiv Map 19	229902	DPW BSM Subdivision & Mapping	10031825	PW Subdivision Map Review FY18	9	Revenue		$ 4,455.00		$ -		$ 4,577.96				$ 4,707.06		$ -			$ -
39	C	Cost of Appeal under Section 1314	Subdivision Code Division 1 Article 3 Sec 1315 (b)	Yes	460640	Subdivision Map	13980	SR Other Special Revenue	17459	PW Gen Sub Ed Subdiv Map 19	229902	DPW BSM Subdivision & Mapping	10031825	PW Subdivision Map Review FY18	9	Revenue		$ 417.00		$ -		$ 428.51				$ 440.59		$ -			$ -
40	C	DBI Review Fee	Subdivision Code Division 1 Article 3 Sec 1315 (e)(2)	Yes	460640	Subdivision Map	13980	SR Other Special Revenue	17459	PW Gen Sub Ed Subdiv Map 19	229902	DPW BSM Subdivision & Mapping	10031825	PW Subdivision Map Review FY18	9	Revenue		$ 558.00		$ -		$ 573.40				$ 589.57		$ -			$ -
41	C	Personal Wireless Service Facilities Site Permit – Application fee	Public Works Code, Article 25, Section 1527(a)(1)	Yes	460639	Misc Service Charges-DPW	10000	GF Annual Account Ctrl	20682	PW BSM - Street Use & Mapping	207957	DPW BSM Budgetary	10034422	PW Operating	1	PW Operating		$ 630.00		$ -		$ 647.39				$ 665.64		$ -			$ -
42	C	Renewal fee for each Personal Wireless Service Facility	Public Works Code, Article 25, Section 1527(b)	Yes	460639	Misc Service Charges-DPW	10000	GF Annual Account Ctrl	20682	PW BSM - Street Use & Mapping	207957	DPW BSM Budgetary	10034422	PW Operating	1	PW Operating		$ 315.00		$ -		$ 323.69				$ 332.82		$ -			$ -
43	C	Modification fee for each Personal Wireless Service Facility	Public Works Code, Article 25, Section 1527 (c)	Yes	460639	Misc Service Charges-DPW	10000	GF Annual Account Ctrl	20682	PW BSM - Street Use & Mapping	207957	DPW BSM Budgetary	10034422	PW Operating	1	PW Operating		$ 473.00		$ -		$ 486.05				$ 499.76		$ -			$ -
44	C	Inspection fee for each Personal Wireless Service Facility	Public Works Code, Article 25, Section 1527(d)(1)	Yes	460630	Engineer Insp	13960	SR DW-Special Engr Inspection	17458	PW Special Engineering Insp	229902	DPW BSM Subdivision & Mapping	10031316	PW Permits/Insp ection NonGF FY18	25	Reserves		$ 230.00		$ -		$ 236.35				$ 243.01		$ -			$ -
45	C	Street Flower Market Permit - Annual fee	Public Works Code Article 2.1 Section 2.1.1 (a)	Yes	420350	Sidewalk Flower Markets	10000	GF Annual Account Ctrl	20682	PW BSM - Street Use & Mapping	207957	DPW BSM Budgetary	10034422	PW Operating	1	PW Operating		$ 169.00		$ -		$ 173.66				$ 178.56		$ -			$ -
46	C	Street Flower Market Permit - Inspection Fee (per sq. ft.)	Public Works Code Article 2.1 Section 2.1.1 (a)	Yes	420350	Sidewalk Flower Markets	10000	GF Annual Account Ctrl	20682	PW BSM - Street Use & Mapping	207957	DPW BSM Budgetary	10034422	PW Operating	1	PW Operating		$ 11.00		$ -		$ 11.30				$ 11.62		$ -			$ -
47	C	Tables & Chairs Permit - Renewal, no prior enforcement, annual fee	Public Works Code Article 2.1 Section 2.1.1 (b)	Yes	420320	Cafe Tables and Chairs	10000	GF Annual Account Ctrl	20682	PW BSM - Street Use & Mapping	207957	DPW BSM Budgetary	10034422	PW Operating	1	PW Operating		$ 85.00		$ -		$ 87.35				$ 89.81		$ -			$ -
48	C	Tables & Chairs Permit - Renewal, no prior enforcement, inspection fee (per sq. ft.)	Public Works Code Article 2.1 Section 2.1.1 (b)	Yes	420320	Cafe Tables and Chairs	10000	GF Annual Account Ctrl	20682	PW BSM - Street Use & Mapping	207957	DPW BSM Budgetary	10034422	PW Operating	1	PW Operating		$ 8.00		$ -		$ 8.22				$ 8.45		$ -			$ -
49	C	Tables & Chairs Permit - New, annual fee	Public Works Code Article 2.1 Section 2.1.1 (b)	Yes	420320	Cafe Tables and Chairs	10000	GF Annual Account Ctrl	20682	PW BSM - Street Use & Mapping	207957	DPW BSM Budgetary	10034422	PW Operating	1	PW Operating		$ 171.00		$ -		$ 175.72				$ 180.67		$ -			$ -
50	C	Tables & Chairs Permit - New, inspection fee (per sq. ft.)	Public Works Code Article 2.1 Section 2.1.1 (b)	Yes	420320	Cafe Tables and Chairs	10000	GF Annual Account Ctrl	20682	PW BSM - Street Use & Mapping	207957	DPW BSM Budgetary	10034422	PW Operating	1	PW Operating		$ 10.00		$ -		$ 10.28				$ 10.57		$ -			$ -
51	C	Tables & Chairs Permit - Renewal, prior enforcement action, annual fee	Public Works Code Article 2.1 Section 2.1.1 (b)	Yes	420320	Cafe Tables and Chairs	10000	GF Annual Account Ctrl	20682	PW BSM - Street Use & Mapping	207957	DPW BSM Budgetary	10034422	PW Operating	1	PW Operating		$ 171.00		$ -		$ 175.72				$ 180.67		$ -			$ -
52	C	Tables & Chairs Permit - Renewal, prior enforcement action, inspection fee (per sq. ft.)	Public Works Code Article 2.1 Section 2.1.1 (b)	Yes	420320	Cafe Tables and Chairs	10000	GF Annual Account Ctrl	20682	PW BSM - Street Use & Mapping	207957	DPW BSM Budgetary	10034422	PW Operating	1	PW Operating		$ 11.00		$ -		$ 11.30				$ 11.62		$ -			$ -
53	C	Display Merchandise Permit - Administrative fee	Public Works Code Article 2.1 Section 2.1.1 (c)	Yes	420340	Sidewalk Display	10000	GF Annual Account Ctrl	20682	PW BSM - Street Use & Mapping	207957	DPW BSM Budgetary	10034422	PW Operating	1	PW Operating		$ 184.00		$ -		$ 189.08				$ 194.41		$ -			$ -

TABLE 2 - CONTINUING FEES

Item	Fee Status	Description	Code Authorization	Auto CPI Adjust Yes/No	Account Code	Account Title	Fund Code	Fund Title	Authority Code	Authority Title	Department Code	Department Title	Project Code	Project Title	Activity Code	Activity Title	Unit Basis (e.g., per sq. ft.)	FY 2024-25 Fee **	FY 2024-25 Units (Est.)	FY 2024-25 Revenue Proposed	FY 2024-25 Cost Recovery (Est.)	FY 2025-26 Fee	FY 2025-26 Units (Est.)	FY 2025-26 Revenue Proposed	FY 2025-26 Cost Recovery (Est.)	FY 2026-27 Fee **	FY 2026-27 Units (Est.)	FY 2026-27 Revenue Proposed	FY 2026-27 Cost Recovery (Est.)	Fiscal Year of Last Increase	Fee Prior to Last Increase
54	C	Display Merchandise Permit - Inspection fee (per sq. ft.)	Public Works Code Article 2.1 Section 2.1.1 (c)	Yes	420340	Sidewalk Display	10000	GF Annual Account Ctrl	20682	PW BSM - Street Use & Mapping	207957	DPW BSM Budgetary	10034422	PW Operating	1	PW Operating		$ 12.25		$ -		$ 12.59				$ 12.94		$ -			$ -
55	C	Street Improvement Permit - In right-of-way	Public Works Code Article 2.1 Section 2.1.1 (d)	Yes	460647	Right-Of-Way Assessment	10000	GF Annual Account Ctrl	20682	PW BSM - Street Use & Mapping	207957	DPW BSM Budgetary	10034422	PW Operating	1	PW Operating		$ 1,721.00		$ -		$ 1,768.50				$ 1,818.37		$ -			$ -
56	C	Automobile Driveway Permit - Standard	Public Works Code Article 2.1 Section 2.1.1 (f)(i)	Yes	460639	Misc Service Charges-DPW	10000	GF Annual Account Ctrl	20682	PW BSM - Street Use & Mapping	207957	DPW BSM Budgetary	10034422	PW Operating	1	PW Operating		$ 197.00		$ -		$ 202.44				$ 208.15		$ -			$ -
57	C	Pipe Barrier Permit - Security bollard barrier	Public Works Code Article 2.1 Section 2.1.1 (g)(ii)	Yes	460637	Street Space	10000	GF Annual Account Ctrl	20682	PW BSM - Street Use & Mapping	207957	DPW BSM Budgetary	10034422	PW Operating	1	PW Operating		$ 3,179.00		$ -		$ 3,266.74				$ 3,358.86		$ -			$ -
58	C	Automobile Driveway Permit - assessment (per sf)	Public Works Code Article 2.1 Section 2.1.1 (h)(iii)	Yes	460639	Misc Service Charges-DPW	10000	GF Annual Account Ctrl	20682	PW BSM - Street Use & Mapping	207957	DPW BSM Budgetary	10034422	PW Operating	1	PW Operating		$ 5.00		$ -		$ 5.14				$ 5.28		$ -			$ -
59	C	Sidewalk Encroachment Permit - Underground storage tank abandonment	Public Works Code Article 2.1 Section 2.1.1 (h)(ii)	Yes	460675	Encroachment Assessment Fee	10000	GF Annual Account Ctrl	20682	PW BSM - Street Use & Mapping	207957	DPW BSM Budgetary	10034422	PW Operating	1	PW Operating		$ 452.00		$ -		$ 464.48				$ 477.57		$ -			$ -
60	C	Sidewalk Encroachment Permit -Standard (per sq. ft.)	Public Works Code Article 2.1 Section 2.1.1 (h)(iii)	Yes	460675	Encroachment Assessment Fee	10000	GF Annual Account Ctrl	20682	PW BSM - Street Use & Mapping	207957	DPW BSM Budgetary	10034422	PW Operating	1	PW Operating		$ 5.00		$ -		$ 5.14				$ 5.28		$ -			$ -
61	C	Sidewalk Encroachment Permit - Underground vault (per sq. ft.)	Public Works Code Article 2.1 Section 2.1.1 (h)(iii)	Yes	460675	Encroachment Assessment Fee	10000	GF Annual Account Ctrl	20682	PW BSM - Street Use & Mapping	207957	DPW BSM Budgetary	10034422	PW Operating	1	PW Operating		$ 20.00		$ -		$ 20.55				$ 21.13		$ -			$ -
62	C	Debris Box Permit - 7 Day	Public Works Code Article 2.1 Section 2.1.1 (iii)	Yes	460641	Debri Boxes	10000	GF Annual Account Ctrl	20682	PW BSM - Street Use & Mapping	207957	DPW BSM Budgetary	10034422	PW Operating	1	PW Operating		$ 137.00		$ -		$ 140.78				$ 144.75		$ -			$ -
63	C	Debris Box Permit - Annual	Public Works Code Article 2.1 Section 2.1.1 (iii)	Yes	460641	Debri Boxes	10000	GF Annual Account Ctrl	20682	PW BSM - Street Use & Mapping	207957	DPW BSM Budgetary	10034422	PW Operating	1	PW Operating		$ 902.00		$ -		$ 926.90				$ 953.03		$ -			$ -
64	C	Commemorative Plaque Permit	Public Works Code Article 2.1 Section 2.1.1 (k)	Yes	460639	Misc Service Charges-DPW	10000	GF Annual Account Ctrl	20682	PW BSM - Street Use & Mapping	207957	DPW BSM Budgetary	10034422	PW Operating	1	PW Operating		$ 1,900.00		$ -		$ 1,952.44				$ 2,007.50		$ -			$ -
65	C	Permit associated with a Street Improvement Permit - Additional permits	Public Works Code Article 2.1 Section 2.1.1 (l)	Yes	460647	Right-Of-Way Assessment	10000	GF Annual Account Ctrl	20682	PW BSM - Street Use & Mapping	207957	DPW BSM Budgetary	10034422	PW Operating	1	PW Operating		$ 219.00		$ -		$ 225.04				$ 231.39		$ -			$ -
66	C	Permit par per subsections (d), (e) or (f) associated with a DPW Notice to Repair - per permit	Public Works Code Article 2.1 Section 2.1.1 (m)	Yes	460639	Misc Service Charges-DPW	10000	GF Annual Account Ctrl	20682	PW BSM - Street Use & Mapping	207957	DPW BSM Budgetary	10034422	PW Operating	1	PW Operating		$ 574.00		$ -		$ 589.84				$ 606.48		$ -			$ -
67	C	Permit par per subsections (e), (g) or (h)(i) associated with subdivision map approval - per permit	Public Works Code Article 2.1 Section 2.1.1 (n)	Yes	460630	Engineer Insp	13960	SR DW-Special Engr Inspection	17458	PW Special Engineering Insp	229902	DPW BSM Subdivision & Mapping	10031316	PW Permits/Insp ectn NonGF FY18	25	Reserves		$ 219.00		$ -		$ 225.04				$ 231.39		$ -			$ -
68	C	Sidewalk width change fee	Public Works Code Article 2.1 Section 2.1.1 (o)	Yes	460637	Street Space	10000	GF Annual Account Ctrl	20682	PW BSM - Street Use & Mapping	207957	DPW BSM Budgetary	10034422	PW Operating	1	PW Operating		$ 5,858.00		$ -		$ 6,019.68				$ 6,189.44		$ -			$ -
69	C	Preapplicton Meeting/Stuff Consultation Fee (first 2 hours)	Public Works Code Article 2.1 Section 2.1.1 (q)	Yes	460630	Engineer Insp	13960	SR DW-Special Engr Inspection	17458	PW Special Engineering Insp	229902	DPW BSM Subdivision & Mapping	10031316	PW Permits/Insp ectn NonGF FY18	25	Reserves		$ 553.00		$ -		$ 568.26				$ 584.29		$ -			$ -
70	C	Preapplicton Meeting/Stuff Consultation Fee (per each hour above 2 hours)	Public Works Code Article 2.1 Section 2.1.1 (q)	Yes	460630	Engineer Insp	13960	SR DW-Special Engr Inspection	17458	PW Special Engineering Insp	229902	DPW BSM Subdivision & Mapping	10031316	PW Permits/Insp ectn NonGF FY18	25	Reserves		$ 276.00		$ -		$ 283.62				$ 291.62		$ -			$ -
71	C	Autonomous Delivery Device Testing Application fee for one device	Public Works Code Article 2.1 Section 2.1.1 (r)(i)	Yes	460639	Misc Service Charges-DPW	10000	GF Annual Account Ctrl	20682	PW BSM - Street Use & Mapping	207957	DPW BSM Budgetary	10034422	PW Operating	1	PW Operating		$ 1,099.00		$ -		$ 1,129.33				$ 1,161.18		$ -			$ -
72	C	Autonomous Delivery Device Testing Application fee for two devices	Public Works Code Article 2.1 Section 2.1.1 (r)(i)	Yes	460639	Misc Service Charges-DPW	10000	GF Annual Account Ctrl	20682	PW BSM - Street Use & Mapping	207957	DPW BSM Budgetary	10034422	PW Operating	1	PW Operating		$ 1,967.00		$ -		$ 2,021.29				$ 2,078.29		$ -			$ -
73	C	Autonomous Delivery Device Testing Application fee for three devices	Public Works Code Article 2.1 Section 2.1.1 (r)(i)	Yes	460639	Misc Service Charges-DPW	10000	GF Annual Account Ctrl	20682	PW BSM - Street Use & Mapping	207957	DPW BSM Budgetary	10034422	PW Operating	1	PW Operating		$ 2,548.00		$ -		$ 2,618.32				$ 2,692.16		$ -			$ -
74	C	Autonomous Delivery Device Testing - Permit extension fee for one device	Public Works Code Article 2.1 Section 2.1.1 (r)(ii)	Yes	460639	Misc Service Charges-DPW	10000	GF Annual Account Ctrl	20682	PW BSM - Street Use & Mapping	207957	DPW BSM Budgetary	10034422	PW Operating	1	PW Operating		$ 709.00		$ -		$ 728.57				$ 749.11		$ -			$ -
75	C	Autonomous Delivery Device Testing - Permit extension fee for two devices	Public Works Code Article 2.1 Section 2.1.1 (r)(ii)	Yes	460639	Misc Service Charges-DPW	10000	GF Annual Account Ctrl	20682	PW BSM - Street Use & Mapping	207957	DPW BSM Budgetary	10034422	PW Operating	1	PW Operating		$ 1,290.00		$ -		$ 1,325.60				$ 1,362.99		$ -			$ -
76	C	Autonomous Delivery Device Testing - Permit extension fee for three devices	Public Works Code Article 2.1 Section 2.1.1 (r)(ii)	Yes	460639	Misc Service Charges-DPW	10000	GF Annual Account Ctrl	20682	PW BSM - Street Use & Mapping	207957	DPW BSM Budgetary	10034422	PW Operating	1	PW Operating		$ 1,871.00		$ -		$ 1,922.64				$ 1,976.86		$ -			$ -
77	C	Autonomous Delivery Device Testing - Referrals to Department of Public Health per hour	Public Works Code Article 2.1 Section 2.1.1 (r)(iii)	Yes	460639	Misc Service Charges-DPW	10000	GF Annual Account Ctrl	20682	PW BSM - Street Use & Mapping	207957	DPW BSM Budgetary	10034422	PW Operating	1	PW Operating		$ 244.00		$ -		$ 250.73				$ 257.81		$ -			$ -
78	C	Public Parklet permit Fee - First Parking Space	Public Works Code Article 2.1 Section 2.1.1(s)(i)(A)	Yes	460500	"Parklets" Permit Fee	10000	GF Annual Account Ctrl	20682	PW BSM - Street Use & Mapping	207957	DPW BSM Budgetary	10034422	PW Operating	1	PW Operating		$ 1,130.00		$ -		$ 1,161.19				$ 1,193.93		$ -			$ -
79	C	Public Parklet Permit Fee - Each Additional Space	Public Works Code Article 2.1 Section 2.1.1(s)(i)(A)	Yes	460500	"Parklets" Permit Fee	10000	GF Annual Account Ctrl	20682	PW BSM - Street Use & Mapping	207957	DPW BSM Budgetary	10034422	PW Operating	1	PW Operating		$ 282.00		$ -		$ 289.78				$ 297.96		$ -			$ -
80	C	Public Parklet Permit Fee - Annual License per Parking Space	Public Works Code Article 2.1 Section 2.1.1(s)(i)(B)	Yes	460500	"Parklets" Permit Fee	10000	GF Annual Account Ctrl	20682	PW BSM - Street Use & Mapping	207957	DPW BSM Budgetary	10034422	PW Operating	1	PW Operating		$ 113.00		$ -		$ 116.12				$ 119.39		$ -			$ -
81	C	Movable Commercial Parklet - First Parking Space	Public Works Code Article 2.1 Section 2.1.1(s)(ii)(A)	Yes	460500	"Parklets" Permit Fee	10000	GF Annual Account Ctrl	20682	PW BSM - Street Use & Mapping	207957	DPW BSM Budgetary	10034422	PW Operating	1	PW Operating		$ 2,260.00		$ -		$ 2,322.38				$ 2,387.87		$ -			$ -
82	C	Movable Commercial Parklet - Each Additional Space	Public Works Code Article 2.1 Section 2.1.1(s)(ii)(A)	Yes	460500	"Parklets" Permit Fee	10000	GF Annual Account Ctrl	20682	PW BSM - Street Use & Mapping	207957	DPW BSM Budgetary	10034422	PW Operating	1	PW Operating		$ 1,130.00		$ -		$ 1,161.19				$ 1,193.93		$ -			$ -
83	C	Movable Commercial Parklet - Annual License	Public Works Code Article 2.1 Section 2.1.1(s)(ii)(B)	Yes	460500	"Parklets" Permit Fee	10000	GF Annual Account Ctrl	20682	PW BSM - Street Use & Mapping	207957	DPW BSM Budgetary	10034422	PW Operating	1	PW Operating		$ 1,695.00		$ -		$ 1,741.78				$ 1,790.90		$ -			$ -
84	C	Fixed Commercial Parklet - First Parking Space	Public Works Code Article 2.1 Section 2.1.1(s)(iii)(A)	Yes	460500	"Parklets" Permit Fee	10000	GF Annual Account Ctrl	20682	PW BSM - Street Use & Mapping	207957	DPW BSM Budgetary	10034422	PW Operating	1	PW Operating		$ 3,390.00		$ -		$ 3,483.56				$ 3,581.80		$ -			$ -
85	C	Fixed Commercial Parklet - Each Additional Space	Public Works Code Article 2.1 Section 2.1.1(s)(iii)(A)	Yes	460500	"Parklets" Permit Fee	10000	GF Annual Account Ctrl	20682	PW BSM - Street Use & Mapping	207957	DPW BSM Budgetary	10034422	PW Operating	1	PW Operating		$ 1,695.00		$ -		$ 1,741.78				$ 1,790.90		$ -			$ -
86	C	Fixed Commercial Parklet - Annual License	Public Works Code Article 2.1 Section 2.1.1(s)(iii)(B)	Yes	460500	"Parklets" Permit Fee	10000	GF Annual Account Ctrl	20682	PW BSM - Street Use & Mapping	207957	DPW BSM Budgetary	10034422	PW Operating	1	PW Operating		$ 2,260.00		$ -		$ 2,322.38				$ 2,387.87		$ -			$ -
87	M	Pipe Barrier Permit - Standard	Public Works Code Article 2.1 Section 2.1.1 (g)(i)	Yes	460637	Street Space	10000	GF Annual Account Ctrl	20682	PW BSM - Street Use & Mapping	207957	DPW BSM Budgetary	10034422	PW Operating	1	PW Operating		$ 1,586.00		$ -		$ 1,629.77				$ 1,675.73		$ -			$ -
88	M	Street Space - Fee	SFPWC Article 15, Sec. 724	Yes	460637	Street Space	10000	GF Annual Account Ctrl	20682	PW BSM - Street Use & Mapping	207957	DPW BSM Budgetary	10034422	PW Operating	1	PW Operating		$ 199.00		$ -		$ 204.49				$ 210.26		$ -			$ -
89	C	Excavation project - Contractor Parking Plan Required - Plan Review	Public Works Code Article 2.4 Section 2.4.41	Yes	461122	Parking Plan Admin Fees	10000	GF Annual Account Ctrl	20682	PW BSM - Street Use & Mapping	207957	DPW BSM Budgetary	10034422	PW Operating	1	PW Operating		$ 188.00		$ -		$ 193.19				$ 198.64		$ -			$ -
90	C	Excavation project - Contractor Parking Plan Required - Modification Requests	Public Works Code Article 2.4 Section 2.4.41	Yes	461122	Parking Plan Admin Fees	10000	GF Annual Account Ctrl	20682	PW BSM - Street Use & Mapping	207957	DPW BSM Budgetary	10034422	PW Operating	1	PW Operating		$ 76.00		$ -		$ 78.10				$ 80.30		$ -			$ -
91	C	Excavation project - Medium - Inspection fee (per day)	Public Works Code Article 2.4 Section 2.4.42	No	461123	Parking Plan Inspection Fees	10000	GF Annual Account Ctrl	20682	PW BSM - Street Use & Mapping	207957	DPW BSM Budgetary	10034422	PW Operating	1	PW Operating		$ 95.00		$ -		$ 95.00				$ 97.68		$ -			$ -
92	C	Excavation project - Large - Inspection fee (per day)	Public Works Code Article 2.4 Section 2.4.42	Yes	461123	Parking Plan Inspection Fees	10000	GF Annual Account Ctrl	20682	PW BSM - Street Use & Mapping	207957	DPW BSM Budgetary	10034422	PW Operating	1	PW Operating		$ 141.00		$ -		$ 144.89				$ 148.98		$ -			$ -
93	C	Excavation project - Contractor Parking Plan Required - Inspection Fee	Public Works Code Article 2.4 Section 2.4.42	Yes	461123	Parking Plan Inspection Fees	10000	GF Annual Account Ctrl	20682	PW BSM - Street Use & Mapping	207957	DPW BSM Budgetary	10034422	PW Operating	1	PW Operating		$ 462.00		$ -		$ 474.75				$ 488.14		$ -			$ -
94	C	Banner permit - Processing fee (per 20 banners)	Public Works Code Article 5.7 Section 184.78 (i)	Yes	460637	Street Space	10000	GF Annual Account Ctrl	20682	PW BSM - Street Use & Mapping	207957	DPW BSM Budgetary	10034422	PW Operating	1	PW Operating		$ 113.00		$ -		$ 116.12				$ 119.39		$ -			$ -
95	C	Banner permit - Inspection fee (per 20 banners)	Public Works Code Article 5.7 Section 184.78 (k)	Yes	460637	Street Space	10000	GF Annual Account Ctrl	20682	PW BSM - Street Use & Mapping	207957	DPW BSM Budgetary	10034422	PW Operating	1	PW Operating		$ 228.00		$ -		$ 234.29				$ 240.90		$ -			$ -
96	C	Mobile Food Facility Permit - New - Filing fee	Public Works Code Article 5.8 Section 184.83 (a)	Yes	460600	Mobile Food Facilities Permit	10000	GF Annual Account Ctrl	20682	PW BSM - Street Use & Mapping	207957	DPW BSM Budgetary	10034422	PW Operating	1	PW Operating		$ 190.00		$ -		$ 195.24				$ 200.75		$ -			$ -
97	C	Mobile Food Facility Permit - New - Notification fee (per location)	Public Works Code Article 5.8 Section 184.83 (a)	Yes	460600	Mobile Food Facilities Permit	10000	GF Annual Account Ctrl	20682	PW BSM - Street Use & Mapping	207957	DPW BSM Budgetary	10034422	PW Operating	1	PW Operating		$ 303.00		$ -		$ 311.36				$ 320.14		$ -			$ -
98	C	Mobile Food Facility Permit - New - Inspection fee (per location, up to 2 locations)	Public Works Code Article 5.8 Section 184.83 (a)	Yes	460600	Mobile Food Facilities Permit	10000	GF Annual Account Ctrl	20682	PW BSM - Street Use & Mapping	207957	DPW BSM Budgetary	10034422	PW Operating	1	PW Operating		$ 578.00		$ -		$ 593.95				$ 610.70		$ -			$ -
99	C	Mobile Food Facility Permit - New - Inspection fee (per location more than 2 locations)	Public Works Code Article 5.8 Section 184.83 (a)	Yes	460600	Mobile Food Facilities Permit	10000	GF Annual Account Ctrl	20682	PW BSM - Street Use & Mapping	207957	DPW BSM Budgetary	10034422	PW Operating	1	PW Operating		$ 289.00		$ -		$ 296.98				$ 305.35		$ -			$ -
100	C	Mobile Food Facility Permit - Modification - Filing fee	Public Works Code Article 5.8 Section 184.83 (c)	Yes	460600	Mobile Food Facilities Permit	10000	GF Annual Account Ctrl	20682	PW BSM - Street Use & Mapping	207957	DPW BSM Budgetary	10034422	PW Operating	1	PW Operating		$ 129.00		$ -		$ 132.56				$ 136.30		$ -			$ -
101	C	Mobile Food Facility Permit - Modification - Notification fee (per location)	Public Works Code Article 5.8 Section 184.83 (c)	Yes	460600	Mobile Food Facilities Permit	10000	GF Annual Account Ctrl	20682	PW BSM - Street Use & Mapping	207957	DPW BSM Budgetary	10034422	PW Operating	1	PW Operating		$ 303.00		$ -		$ 311.36				$ 320.14		$ -			$ -
102	C	Mobile Food Facility Permit - Modification - Inspection fee (per location)	Public Works Code Article 5.8 Section 184.83 (c)	Yes	460600	Mobile Food Facilities Permit	10000	GF Annual Account Ctrl	20682	PW BSM - Street Use & Mapping	207957	DPW BSM Budgetary	10034422	PW Operating	1	PW Operating		$ 289.00		$ -		$ 296.98				$ 305.35		$ -			$ -
103	C	Mobile Food Facility Permit - Renewal - Filing fee (no violations)	Public Works Code Article 5.8 Section 184.83 (d)(1)	Yes	460600	Mobile Food Facilities Permit	10000	GF Annual Account Ctrl	20682	PW BSM - Street Use & Mapping	207957	DPW BSM Budgetary	10034422	PW Operating	1	PW Operating		$ 190.00		$ -		$ 195.24				$ 200.75		$ -			$ -
104	C	Mobile Food Facility Permit - Renewal - Additional Processing fee (violations)	Public Works Code Article 5.8 Section 184.83 (d)(1)	Yes	460600	Mobile Food Facilities Permit	10000	GF Annual Account Ctrl	20682	PW BSM - Street Use & Mapping	207957	DPW BSM Budgetary	10034422	PW Operating	1	PW Operating		$ 242.00		$ -		$ 248.68				$ 255.69		$ -			$ -
105	C	Mobile Food Facility Permit - Renewal - Inspection fee (violations, up to 2 locations)	Public Works Code Article 5.8 Section 184.83 (d)(1)	Yes	460600	Mobile Food Facilities Permit	10000	GF Annual Account Ctrl	20682	PW BSM - Street Use & Mapping	207957	DPW BSM Budgetary	10034422	PW Operating	1	PW Operating		$ 871.00		$ -		$ 895.04				$ 920.28		$ -			$ -
106	C	Mobile Food Facility Permit - Renewal - Inspection fee (violations, per location more than 2)	Public Works Code Article 5.8 Section 184.83 (d)(1)	Yes	460600	Mobile Food Facilities Permit	10000	GF Annual Account Ctrl	20682	PW BSM - Street Use & Mapping	207957	DPW BSM Budgetary	10034422	PW Operating	1	PW Operating		$ 435.00		$ -		$ 447.01				$ 459.61		$ -			$ -
107	C	Temporary Occupancy of Street - Building construction (per month, per 20 linear feet)	Public Works Code Article 15 Section 724.1 (a)	Yes	460637	Street Space	10000	GF Annual Account Ctrl	20682	PW BSM - Street Use & Mapping	207957	DPW BSM Budgetary	10034422	PW Operating	1	PW Operating		$ 23.00		$ -		$ 23.63				$ 24.30		$ -			$ -
108	C	Temporary Occupancy of Street - Building construction - Right-of-way assessment (per month, per 20 linear feet)	Public Works Code Article 15 Section 724.1 (a)	Yes	460637	Street Space	10000	GF Annual Account Ctrl	20682	PW BSM - Street Use & Mapping	207957	DPW BSM Budgetary	10034422	PW Operating	1	PW Operating		$ 151.00		$ -		$ 155.17				$ 159.54		$ -			$ -
109	C	Temporary Occupancy - Contractor Parking Plan Required - Plan Review	Public Works Code Article 15 Section 724.1 (a)(1)	Yes	460637	Street Space	10000	GF Annual Account Ctrl	20682	PW BSM - Street Use & Mapping	207957	DPW BSM Budgetary	10034422	PW Operating	1	PW Operating		$ 185.00		$ -		$ 190.11				$ 195.47		$ -			$ -
110	C	Temporary Occupancy - Contractor Parking Plan Required - Modification Requests	Public Works Code Article 15 Section 724.1 (a)(1)	Yes	460637	Street Space	10000	GF Annual Account Ctrl	20682	PW BSM - Street Use & Mapping	207957	DPW BSM Budgetary	10034422	PW Operating	1	PW Operating		$ 75.00		$ -		$ 77.07				$ 79.24		$ -			$ -
111	C	Temporary Occupancy - Contractor Parking Plan Required - Inspection Fee	Public Works Code Article 15 Section 724.1 (a)(2)	Yes	460630	Engineer Insp	13960	SR DW-Special Engr Inspection	17458	PW Special Engineering Insp	229902	DPW BSM Subdivision & Mapping	10031316	PW Permits/Insp ectn NonGF FY18	25	Reserves		$ 609.00		$ -		$ 625.81				$ 643.46		$ -			$ -
112	C	Additional Street Space - R/W assessment (80 ft or less)	Public Works Code Article 15 Section 724.8	Yes	460637	Street Space	10000	GF Annual Account Ctrl	20682	PW BSM - Street Use & Mapping	207957	DPW BSM Budgetary	10034422	PW Operating	1	PW Operating		$ 7.00		$ -		$ 7.19				$ 7.40		$ -			$ -
113	C	Additional Street Space - R/W assessment (over 80')	Public Works Code Article 15 Section 724.8	Yes	460637	Street Space	10000	GF Annual Account Ctrl	20682	PW BSM - Street Use & Mapping	207957	DPW BSM Budgetary	10034422	PW Operating	1	PW Operating		$ 18.00		$ -		$ 18.50				$ 19.02		$ -			$ -
114	C	In-Lieu Tree Fee	Public Works Code Article 16 Section 802 & 807 (f)	Yes	478101	Gifts And Bequests	14820	SR ETF-QR	10001	Grants	207959	DPW BUF Budgetary	10000336	BUF Adopt A Tree Program Sves	1	DPW Adopt A Tree Program		$ 2,520.00		$ -		$ 2,589.55				$ 2,662.58		$ -			$ -

TABLE 2 - CONTINUING FEES

Item	Fee Status	Description	Code Authorization	Auto CPI Adjust Yes/No	Account Code	Account Title	Fund Code	Fund Title	Authority Code	Authority Title	Department Code	Department Title	Project Code	Project Title	Activity Code	Activity Title	Unit Basis (e.g., per sq. ft.)	FY 2024-25 Fee **	FY 2024-25 Units (Est.)	FY 2024-25 Revenue Proposed	FY 2024-25 Cost Recovery (Est.)		FY 2025-26 Fee	FY 2025-26 Units (Est.)	FY 2025-26 Revenue Proposed	FY 2025-26 Cost Recovery (Est.)		FY 2026-27 Fee **	FY 2026-27 Units (Est.)	FY 2026-27 Revenue Proposed	FY 2026-27 Cost Recovery (Est.)		Fiscal Year of Last Increase	Fee Prior to Last Increase
115	C	Tree Removal Permit Application Fee – Non Construction for 1-3 trees	Public Works Code Article 16 Section 806 (b)(3)(A)(i)	Yes	477911	Licenses & Permits	13980	SR Other Special Revenue	17654	PW Tree Permit Fees	249641	DPW BUF Administration	10002003	PW BUF Tree Inspection	1	Tree Permit Fees Revenue 005EF		$ 475.00		$ -			$ 488.11					$ 501.87		$ -				$ -
116	C	Tree Removal Permit Application Fee – Construction Related for 1-3 trees	Public Works Code Article 16 Section 806 (b)(3)(A)(ii)	Yes	477911	Licenses & Permits	13980	SR Other Special Revenue	17654	PW Tree Permit Fees	249641	DPW BUF Administration	10002003	PW BUF Tree Inspection	1	Tree Permit Fees Revenue 005EF		$ 957.00		$ -			$ 983.41					$ 1,011.15		$ -				$ -
117	C	Tree Removal Permit Application Fee – for 4-9 trees	Public Works Code Article 16 Section 806 (b)(3)(A)(i)	Yes	477911	Licenses & Permits	13980	SR Other Special Revenue	17654	PW Tree Permit Fees	249641	DPW BUF Administration	10002003	PW BUF Tree Inspection	1	Tree Permit Fees Revenue 005EF		$ 1,273.00		$ -			$ 1,308.13					$ 1,345.02		$ -				$ -
118	C	Tree Removal Permit Application Fee – for 10 or more trees	Public Works Code Article 16 Section 806 (b)(3)(A)(i)	Yes	477911	Licenses & Permits	13980	SR Other Special Revenue	17654	PW Tree Permit Fees	249641	DPW BUF Administration	10002003	PW BUF Tree Inspection	1	Tree Permit Fees Revenue 005EF		$ 1,913.00		$ -			$ 1,965.80					$ 2,021.23		$ -				$ -
119	C	Sidewalk Landscape Permits - 1 property	Public Works Code Article 16 Section 810B (c)	Yes	477911	Licenses & Permits	13980	SR Other Special Revenue	17654	PW Tree Permit Fees	249641	DPW BUF Administration	10002003	PW BUF Tree Inspection	1	Tree Permit Fees Revenue 005EF		$ 352.00		$ -			$ 361.72					$ 371.92		$ -				$ -
120	C	Sidewalk Landscape Permits - 2-4 properties	Public Works Code Article 16 Section 810B (c)	Yes	477911	Licenses & Permits	13980	SR Other Special Revenue	17654	PW Tree Permit Fees	249641	DPW BUF Administration	10002003	PW BUF Tree Inspection	1	Tree Permit Fees Revenue 005EF		$ 303.00		$ -			$ 311.36					$ 320.14		$ -				$ -
121	C	Sidewalk Landscape Permits - 5+ properties	Public Works Code Article 16 Section 810B (c)	Yes	477911	Licenses & Permits	13980	SR Other Special Revenue	17654	PW Tree Permit Fees	249641	DPW BUF Administration	10002003	PW BUF Tree Inspection	1	Tree Permit Fees Revenue 005EF		$ 262.00		$ -			$ 269.23					$ 276.82		$ -				$ -
122	C	Mobile Storage Containers (Annual)	Public Works Code Article 15 Section 726 (b)(1)	Yes	460639	Misc Service Charges-DPW	10000	GF Annual Account Ctrl	20682	PW BSM - Street Use & Mapping	207957	DPW BSM Budgetary	10034422	PW Operating	1	PW Operating		$ 872.00		$ -			$ 896.07					$ 921.34		$ -				$ -
123	C	Mobile Storage Containers (1 day)	Public Works Code Article 15 Section 726 (c)(2)	Yes	460639	Misc Service Charges-DPW	10000	GF Annual Account Ctrl	20682	PW BSM - Street Use & Mapping	207957	DPW BSM Budgetary	10034422	PW Operating	1	PW Operating		$ 87.00		$ -			$ 89.40					$ 91.92		$ -				$ -
124	C	Mobile Storage Containers (2-3 days)	Public Works Code Article 15 Section 726 (c)(2)	Yes	460639	Misc Service Charges-DPW	10000	GF Annual Account Ctrl	20682	PW BSM - Street Use & Mapping	207957	DPW BSM Budgetary	10034422	PW Operating	1	PW Operating		$ 175.00		$ -			$ 179.83					$ 184.90		$ -				$ -
125	C	Mobile Storage Containers (4+ days) for first 3 days	Public Works Code Article 15 Section 726 (c)(2)	Yes	460639	Misc Service Charges-DPW	10000	GF Annual Account Ctrl	20682	PW BSM - Street Use & Mapping	207957	DPW BSM Budgetary	10034422	PW Operating	1	PW Operating		$ 175.00		$ -			$ 179.83					$ 184.90		$ -				$ -
126	C	Mobile Storage Containers (4+ days) for each additional day above 3 per container	Public Works Code Article 15 Section 726 (c)(2)	Yes	460639	Misc Service Charges-DPW	10000	GF Annual Account Ctrl	20682	PW BSM - Street Use & Mapping	207957	DPW BSM Budgetary	10034422	PW Operating	1	PW Operating		$ 87.00		$ -			$ 89.40					$ 91.92		$ -				$ -
127	C	Temporary Street Space Occupancy, Permit Modification	Public Works Code Article 15, Sec. 724(d)(2)	Yes	460637	Street Space	10000	GF Annual Account Ctrl	20682	PW BSM - Street Use & Mapping	207957	DPW BSM Budgetary	10034422	PW Operating	1	PW Operating		$ 76.00		$ -			$ 78.10					$ 80.30		$ -				$ -
128	C	Surface Mounted Facility Preferred Location Review	Public Works Code Article 27, Sec. 2729 (b) (1)	Yes	460639	Misc Service Charges-DPW	10000	GF Annual Account Ctrl	20682	PW BSM - Street Use & Mapping	207957	DPW BSM Budgetary	10034422	PW Operating	1	PW Operating		$ 210.45		$ -			$ 216.28					$ 222.36		$ -				$ -
129	C	Surface Mounted Facility Location Hearing	Public Works Code Article 27, Sec. 2729 (b) (4)	Yes	460639	Misc Service Charges-DPW	10000	GF Annual Account Ctrl	20682	PW BSM - Street Use & Mapping	207957	DPW BSM Budgetary	10034422	PW Operating	1	PW Operating		$ 210.45		$ -			$ 216.28					$ 222.36		$ -				$ -
130	C	Surface Mounted Facility Application Fee	Public Works Code Article 27, Sec. 2729 (c)	Yes	460639	Misc Service Charges-DPW	10000	GF Annual Account Ctrl	20682	PW BSM - Street Use & Mapping	207957	DPW BSM Budgetary	10034422	PW Operating	1	PW Operating		$ 210.45		$ -			$ 216.28					$ 222.36		$ -				$ -
131	C	Surface Mounted Facility Inspection Fee	Public Works Code Article 27, Sec. 2729 (d)	Yes	460639	Misc Service Charges-DPW	10000	GF Annual Account Ctrl	20682	PW BSM - Street Use & Mapping	207957	DPW BSM Budgetary	10034422	PW Operating	1	PW Operating		$ 699.77		$ -			$ 719.09					$ 739.36		$ -				$ -
132	C	Surface Mounted Facility In Lieu of Mural Fee (Minimum)	Public Works Code Article 27, Sec. 2711(c)	Yes	460639	Misc Service Charges-DPW	10000	GF Annual Account Ctrl	20682	PW BSM - Street Use & Mapping	207957	DPW BSM Budgetary	10034422	PW Operating	1	PW Operating		$ 2,801.16		$ -			$ 2,878.48					$ 2,959.65		$ -				$ -
133	C	Surface Mounted Facility In Lieu of Mural Fee (SF Fee)	Public Works Code Article 27, Sec. 2711(c) (2)	Yes	460639	Misc Service Charges-DPW	10000	GF Annual Account Ctrl	20682	PW BSM - Street Use & Mapping	207957	DPW BSM Budgetary	10034422	PW Operating	1	PW Operating		$ 67.39		$ -			$ 69.25					$ 71.20		$ -				$ -
134	C	Underground Vault	SFPWC Articles 15 & 2.1	No	460639	Misc Service Charges-DPW	10000	GF Annual Account Ctrl	20682	PW BSM - Street Use & Mapping	207957	207957 DPW BSM Budgetary	10034422	PW Operating	1	PW Operating		$ 1,746.00		$ -			$ 1,746.00					$ 1,795.24		$ -				$ -

Fee Status:
C Continuing
M Modified
N New
D Discontinued

Note:
**** If Auto CPI adjustment = Yes, FY 2025-26 and FY 2026-27 Fee will be automatically generated based on the inflation factor determined by the Controller.**
If Auto CPI adjustment = No, FY 2025-26 and FY 2026-27 Fee will remain the same as previous year or entered by dept according to Code Authorization.

Budget Form 2C: Fee Cost Recovery

PLEASE FILL OUT HIGHLIGHTED AREAS AND PROVIDE A DETAILED DESCRIPTION OF THE SERVICE

DEPARTMENT: DPW

Fee Name: Major Encroachment Permit Fee

	Numeric Code	Title
PS Department of Proposed Revenue:	207957	DPW BSM Budgetary
PS Fund of Proposed Revenue:	10000	GF Annual Account Ctrl
PS Authority of Proposed Revenue:	20682	PW BSM - Street Use & Mapping
PS Project of Proposed Revenue:	10034422	PW Operating
PS Activity of Proposed Revenue:	0001	PW Operating
PS Account of Proposed Revenue:	460639	Misc Service Charges-DPW

Fee Status (New/Modified): Modified
Fee Status (New/Modified): Modified

Department Providing Service: San Francisco Public Works
Fee Administrator: Bernard Tse
Code Authorization/
Proposed Fee Ordinance/File No: SFPWC Articles 15 & 2.1

Proposed Fee (FY 2026-27): $ 7,939.24 (1)
Proposed Fee (FY 2025-26): $ 7,721.49 (2)
Current Fee (FY 2024-25): $ 6,534.00 (3)

Detailed Service Description:
Please provide description of service

Proposed Fee (FY 2026-27):	$ 7,939.24	FY 2026-27 Proposed Fee Increase/Decrease:	$ 217.75
Proposed Fee (FY 2025-26):	$ 7,721.49	FY 2026-27 % Proposed Fee Change from FY 2022-23 Fee:	2.82%
Current Fee (FY 2024-25):	$ 6,534.00	FY 2025-26 Proposed Fee Increase/Decrease:	$ 1,187.49
		FY 2025-26 % Proposed Fee Change from Current Fee:	18.17%
Fee Prior to Current:	$ 5,748.00	Fiscal Year of Prior Fee Change:	2023-2024
Current Fee Increase/Decrease from Prior Fee:	$ 786.00	% Current Fee Change from Prior Fee:	13.67%

FY2025-26

ESTIMATED REVENUE DERIVED FROM SERVICE

A	Quantity Estimated (# of Units of Service Provided)	1
B	Fee per Unit (*Proposed*)	$ 7,721
C	FY 2025-26 Revenue Budgeted (A x B)	$ 7,721
G	FY 2025-26 Revenue Recovery Rate (C/F):	73.69%
H	Required Fee For 100% Cost Recovery (F/A)	$ 10,478.32
I	Over (+) or Under (-) 100% Cost Recovery (B-H)	($2,756.83)

ESTIMATED COSTS TO PROVIDE SERVICE - USE WORKSHEET 25-26, BELOW

			FY 2025-26 Estimated Cost	% of Total
D	Direct Costs			
	Productive Labor & Benefits (100% of 2025-26 Salary & MFB)		$ 4,153	39.63%
	Leave & Non-Productive Time (Indirect Cost)		$ -	0.00%
	Space Rental Equivalent		$ -	0.00%
	Materials & Supplies		$ -	0.00%
	Other (Please Describe on Worksheet)		$ -	0.00%
E	Indirect Costs	Rate		
	Departmental Overhead	152.32%	$ 6,326	60.37%
	Central Services Overhead	0.00%	$ -	0.00%
F	FY 2025-26 Direct & Indirect Costs		$ 10,478	100.00%

J	FY 2025-26 Estimated Revenue [(2) x A]:	$ 7,721.49
K	FY 2024-25 Estimated Revenue [(3) x A]:	$ 6,534.00
L	FY 2025-26 Estimated Revenue Increase/Decrease Based on Proposed Fee [J -K]:	$ 1,187.49

FY2026-27

ESTIMATED REVENUE DERIVED FROM SERVICE

A	Quantity Estimated (# of Units of Service Provided)	1
B	Fee per Unit (*Proposed*)	$ 7,939
C	FY 2026-27 Revenue Budgeted (A x B)	$ 7,939
G	FY 2026-27 Revenue Recovery Rate (C/F):	71.63%
H	Required Fee For 100% Cost Recovery (F/A):	$ 11,082.91
I	Over (+) or Under (-) 100% Cost Recovery (B-H):	($3,143.67)

ESTIMATED COSTS TO PROVIDE SERVICE - USE WORKSHEET 26-27, BELOW

			FY 2026-27 Estimated Cost	% of Total
D	Direct Costs			
	Productive Labor & Benefits (100% of 2026-27 Salary & MFB)		$ 4,319	38.97%
	Leave & Non-Productive Time (Indirect Cost)		$ -	0.00%
	Space Rental Equivalent		$ -	0.00%
	Materials & Supplies		$ -	0.00%
	Other (Please Describe on Worksheet)		$ -	0.00%
E	Indirect Costs	Rate		
	Departmental Overhead	156.62%	$ 6,764	61.03%
	Central Services Overhead	0.00%	$ -	0.00%
F	FY 2026-27 Direct & Indirect Costs		$ 11,083	100.00%

J	FY 2026-27 Estimated Revenue [(1) x A]:	$ 7,939.24
K	FY 2025-26 Estimated Revenue [(2) x A]:	$ 7,721.49
L	FY 2026-27 Estimated Revenue Increase/Decrease Based on Proposed Fee [J - K]:	$ 217.75

Worksheet 25-26

Estimated Costs Worksheet FY 2025-26

Direct Costs

Labor and Benefits

Please use the worksheet below to list all job classes necessary to support the services provided. Add rows if necessary.

Please also provide a description of the work and the estimated hours for each job class required to perform each unit of service

JobClass	Job Class Title	Description of Work	Hours per Unit of Service
5207	Associate Engineer	QA/QC	3.00
1820	Junior Administrative Analyst	Fee Collection	0.25
1820	Junior Administrative Analyst	Enter Permit, Make Folder	0.25
5203	Assistant Engineer	Plan Review	12.00
5203	Assistant Engineer	Referral to TASC & DCP	1.00
5203	Assistant Engineer	TASC Meeting	2.00
1820	Junior Administrative Analyst	Neighborhood Notification	2.00
5203	Assistant Engineer	DPW Hearing & Result Order	3.00
5203	Assistant Engineer	Prepare Resolution	8.00
5207	Associate Engineer	BOS Committee Hearing	2.00
5207	Associate Engineer	BOS Full Hearing	2.00
5203	Assistant Engineer	Issuance	5.00
1820	Junior Administrative Analyst	Archival	0.25

Please fill out the Hours Worked column

Job Class	Job Class Title	Salary and Benefits Amount per FTE	Hours Worked	Hourly Rate	Salary and Benefits Amount	Estimated Costs Worksheet FY 2025-26 Salary Only
5207	Associate Engineer	$245,904.00	7.0	$118.22	$827.56	183,710.00
1820	Junior Administrative Analyst	$140,144.00	2.8	$67.38	$185.29	97,701.00
5203	Assistant Engineer	$210,680.00	31.0	$101.29	$3,139.94	154,880.00
	0		0.0	$0.00	$0.00	-
				Total:	**$4,152.79**	**$436,291.00**

Space Rental Equivalent

Please list and describe the costs of space/facility rental necessary to support the services provided. Add rows as necessary. Ensure that the 'Total' includes the sum of all rows with cost information.

	Cost	Description
1		
2		
3		
Total:	**$0.00**	

Materials and Supplies

Please list and describe the costs of space/facility rental necessary to support the services provided. Add rows as necessary. Ensure that the 'Total' includes the sum of all rows with cost information.

	Cost	Description
1		
2		
3		
Total:	**$0.00**	

Other Costs

Please list and describe the costs of space/facility rental necessary to support the services provided. Add rows as necessary. Ensure that the 'Total' includes the sum of all rows with cost information.

	Cost	Description
1		
2		
3		
Total:	**$0.00**	

Indirect Costs

Rate	Source
152.3%	Please provide supporting documentation for how Departmental overhead rate was derived.

Worksheet 26-27

Estimated Costs Worksheet FY 2026-27

Direct Costs

Labor and Benefits

Please use the worksheet below to list all job classes necessary to support the services provided. Add rows if necessary.

Please also provide a description of the work and the estimated hours for each job class required to perform each unit of service

JobClass	Job Class Title	Description of Work	Hours per Unit of Service
5207	Associate Engineer	QA/QC	3.00
1820	Junior Administrative Analyst	Fee Collection	0.25
1820	Junior Administrative Analyst	Enter Permit, Make Folder	0.25
5203	Assistant Engineer	Plan Review	12.00
5203	Assistant Engineer	Referral to TASC & DCP	1.00
5203	Assistant Engineer	TASC Meeting	2.00
1820	Junior Administrative Analyst	Neighborhood Notification	2.00
5203	Assistant Engineer	DPW Hearing & Result Order	3.00
5203	Assistant Engineer	Prepare Resolution	8.00
5207	Associate Engineer	BOS Committee Hearing	2.00
5207	Associate Engineer	BOS Full Hearing	2.00
5203	Assistant Engineer	Issuance	5.00
1820	Junior Administrative Analyst	Archival	0.25

Please fill out the Hours Worked column

Job Class	Job Class Title	Salary and Benefits Amount per FTE	Hours Worked	Hourly Rate	Salary and Benefits Amount	**Estimated Costs Worksheet FY 2026-27 Salary Only**
5207	Associate Engineer	$255,738.00	7.0	$122.95	$860.66	190,668.00
1820	Junior Administrative Analyst	$145,920.00	2.8	$70.15	$192.92	101,402.00
5203	Assistant Engineer	$219,091.00	31.0	$105.33	$3,265.30	160,747.00
	0		0.0	$0.00	$0.00	-
				Total:	**$4,318.88**	**$452,817.00**

Space Rental Equivalent

Please list and describe the costs of space/facility rental necessary to support the services provided. Add rows as necessary. Ensure that the 'Total' includes the sum of all rows with cost information.

	Cost	**Description**
1		
2		
3		
Total:	**$0.00**	

Materials and Supplies

Please list and describe the costs of space/facility rental necessary to support the services provided. Add rows as necessary. Ensure that the 'Total' includes the sum of all rows with cost information.

	Cost	**Description**
1		
2		
3		
Total:	**$0.00**	

Other Costs

Please list and describe the costs of space/facility rental necessary to support the services provided. Add rows as necessary. Ensure that the 'Total' includes the sum of all rows with cost information.

	Cost	**Description**
1		
2		
3		
Total:	**$0.00**	

Indirect Costs

Rate	**Source**
156.62%	Please provide supporting documentation for how Departmental overhead rate was derived.

Budget Form 2C: Fee Cost Recovery

PLEASE FILL OUT HIGHLIGHTED AREAS AND PROVIDE A DETAILED DESCRIPTION OF THE SERVICE

DEPARTMENT: DPW

Fee Name: Minor Sidewalk Encroachment Permit Fees -Existing

	Numeric Code	Title
PS Department of Proposed Revenue:	207957	DPW BSM Budgetary
PS Fund of Proposed Revenue:	10000	GF Annual Account Ctrl
PS Authority of Proposed Revenue:	20682	PW BSM - Street Use & Mapping
PS Project of Proposed Revenue:	10034422	PW Operating
PS Activity of Proposed Revenue:	0001	PW Operating
PS Account of Proposed Revenue:	460639	Misc Service Charges-DPW

Fee Status (New/Modified): Modified
Fee Status (New/Modified): Modified

Department Providing Service: San Francisco Public Works
Fee Administrator: Bernard Tse
Code Authorization/
Proposed Fee Ordinance/File No: SFPWC Articles 15 & 2.1

Proposed Fee (FY 2026-27): $ 291.62 (1)
Proposed Fee (FY 2025-26): $ 283.62 (2)
Current Fee (FY 2024-25): $ 240.00 (3)

Detailed Service Description:
Please provide description of service

Proposed Fee (FY 2026-27): $ 291.62
Proposed Fee (FY 2025-26): $ 283.62
Current Fee (FY 2024-25): $ 240.00

FY 2026-27 Proposed Fee Increase/Decrease: $ 8.00
FY 2026-27 % Proposed Fee Change from FY 2022-23 Fee: 2.82%
FY 2025-26 Proposed Fee Increase/Decrease: $ 43.62
FY 2025-26 % Proposed Fee Change from Current Fee: 18.18%

Fee Prior to Current: $ 211.00
Current Fee Increase/Decrease from Prior Fee: $ 29.00

Fiscal Year of Prior Fee Change: 2023-2024
% Current Fee Change from Prior Fee: 13.74%

FY2025-26

ESTIMATED REVENUE DERIVED FROM SERVICE

A	Quantity Estimated (# of Units of Service Provided)	150
B	Fee per Unit (*Proposed*)	$ 284
C	FY 2025-26 Revenue Budgeted (A x B)	$ 42,543
G	FY 2025-26 Revenue Recovery Rate (C/F):	23.39%
H	Required Fee For 100% Cost Recovery (F/A)	$ 1,212.40
I	Over (+) or Under (-) 100% Cost Recovery (B-H)	($928.78)

ESTIMATED COSTS TO PROVIDE SERVICE - USE WORKSHEET 25-26, BELOW

		Rate	FY 2025-26 Estimated Cost	% of Total
D	**Direct Costs**			
	Productive Labor & Benefits (100% of 2025-26 Salary & MFB)		$ 72,075	39.63%
	Leave & Non-Productive Time (Indirect Cost)		$ -	0.00%
	Space Rental Equivalent		$ -	0.00%
	Materials & Supplies		$ -	0.00%
	Other (Please Describe on Worksheet)		$ -	0.00%
E	**Indirect Costs**	**Rate**		
	Departmental Overhead	152.32%	$ 109,785	60.37%
	Central Services Overhead	0.00%	$ -	0.00%
F	**FY 2025-26 Direct & Indirect Costs**		**$ 181,860**	**100.00%**

J	FY 2025-26 Estimated Revenue [(2) x A]:	$ 42,543.00
K	FY 2024-25 Estimated Revenue [(3) x A]:	$ 36,000.00
L	FY 2025-26 Estimated Revenue Increase/Decrease Based on Proposed Fee [J -K]:	$ 6,543.00

FY2026-27

ESTIMATED REVENUE DERIVED FROM SERVICE

A	Quantity Estimated (# of Units of Service Provided)	150
B	Fee per Unit (*Proposed*)	$ 292
C	FY 2026-27 Revenue Budgeted (A x B)	$ 43,743
G	FY 2026-27 Revenue Recovery Rate (C/F):	23.65%
H	Required Fee For 100% Cost Recovery (F/A):	$ 1,233.04
I	Over (+) or Under (-) 100% Cost Recovery (B-H):	($941.42)

ESTIMATED COSTS TO PROVIDE SERVICE - USE WORKSHEET 26-27, BELOW

		Rate	FY 2026-27 Estimated Cost	% of Total
D	**Direct Costs**			
	Productive Labor & Benefits (100% of 2026-27 Salary & MFB)		$ 72,075	38.97%
	Leave & Non-Productive Time (Indirect Cost)		$ -	0.00%
	Space Rental Equivalent		$ -	0.00%
	Materials & Supplies		$ -	0.00%
	Other (Please Describe on Worksheet)		$ -	0.00%
E	**Indirect Costs**	**Rate**		
	Departmental Overhead	156.62%	$ 112,881	61.03%
	Central Services Overhead	0.00%	$ -	0.00%
F	**FY 2026-27 Direct & Indirect Costs**		**$ 184,956**	**100.00%**

J	FY 2026-27 Estimated Revenue [(1) x A]:	$ 43,742.71
K	FY 2025-26 Estimated Revenue [(2) x A]:	$ 42,543.00
L	FY 2026-27 Estimated Revenue Increase/Decrease Based on Proposed Fee [J - K]:	$ 1,199.71

Worksheet 25-26

Estimated Costs Worksheet FY 2025-26

Direct Costs

Labor and Benefits

Please use the worksheet below to list all job classes necessary to support the services provided. Add rows if necessary.

Please also provide a description of the work and the estimated hours for each job class required to perform each unit of service

JobClass	Job Class Title	Description of Work	Hours per Unit of Service
5201	Junior Engineer	Initial Review	0.25
5203	Assistant Engineer	Permit review, determination preparation, and issuance	3.00
6230	Street Inspector	Inspection	1.50
5207	Associate Engineer	Review and Approval	0.25

Please fill out the Hours Worked column

Job Class	Job Class Title	Salary and Benefits Amount per FTE	Hours Worked	Hourly Rate	Salary and Benefits Amount	Estimated Costs Worksheet FY 2025-26 Salary Only
5201	Junior Engineer	$189,540.00	37.5	$91.13	$3,417.19	137,153.00
5203	Assistant Engineer	$210,680.00	450.0	$101.29	$45,579.81	154,880.00
6230	Street Inspector	$172,362.00	225.0	$82.87	$18,644.93	123,239.00
5207	Associate Engineer	$245,904.00	37.5	$118.22	$4,433.37	183,710.00
0			0.0	$0.00	$0.00	-
				Total:	**$72,075.29**	**$598,982.00**

Space Rental Equivalent

Please list and describe the costs of space/facility rental necessary to support the services provided. Add rows as necessary. Ensure that the 'Total' includes the sum of all rows with cost information.

	Cost	Description
1		
2		
3		
Total:	**$0.00**	

Materials and Supplies

Please list and describe the costs of space/facility rental necessary to support the services provided. Add rows as necessary. Ensure that the 'Total' includes the sum of all rows with cost information.

	Cost	Description
1		
2		
3		
Total:	**$0.00**	

Other Costs

Please list and describe the costs of space/facility rental necessary to support the services provided. Add rows as necessary. Ensure that the 'Total' includes the sum of all rows with cost information.

	Cost	Description
1		
2		
3		
Total:	**$0.00**	

Indirect Costs

Rate	Source
152.3%	Please provide supporting documentation for how Departmental overhead rate was derived.

Worksheet 26-27

Estimated Costs Worksheet FY 2026-27

Direct Costs

Labor and Benefits

Please use the worksheet below to list all job classes necessary to support the services provided. Add rows if necessary.

Please also provide a description of the work and the estimated hours for each job class required to perform each unit of service

JobClass	Job Class Title	Description of Work	Hours per Unit of Service
5201	Junior Engineer	Initial Review	0.25
5203	Assistant Engineer	Permit review, determination preparation, and issuance	3.00
6230	Street Inspector	Inspection	1.50
5207	Associate Engineer	Review and Approval	0.25

Please fill out the Hours Worked column

Job Class	Job Class Title	Salary and Benefits Amount per FTE	Hours Worked	Hourly Rate	Salary and Benefits Amount	**Estimated Costs Worksheet FY 2026-27 Salary Only**
5201	Junior Engineer	$189,540.00	37.5	$91.13	$3,417.19	142,348.00
5203	Assistant Engineer	$210,680.00	450.0	$101.29	$45,579.81	160,747.00
6230	Street Inspector	$172,362.00	225.0	$82.87	$18,644.93	127,907.00
5207	Associate Engineer	$245,904.00	37.5	$118.22	$4,433.37	190,668.00
	0		0.0	$0.00	$0.00	-
				Total:	**$72,075.29**	**$621,670.00**

Space Rental Equivalent

Please list and describe the costs of space/facility rental necessary to support the services provided. Add rows as necessary. Ensure that the 'Total' includes the sum of all rows with cost information.

	Cost	**Description**
1		
2		
3		
Total:	**$0.00**	

Materials and Supplies

Please list and describe the costs of space/facility rental necessary to support the services provided. Add rows as necessary. Ensure that the 'Total' includes the sum of all rows with cost information.

	Cost	**Description**
1		
2		
3		
Total:	**$0.00**	

Other Costs

Please list and describe the costs of space/facility rental necessary to support the services provided. Add rows as necessary. Ensure that the 'Total' includes the sum of all rows with cost information.

	Cost	**Description**
1		
2		
3		
Total:	**$0.00**	

Indirect Costs

Rate	**Source**
156.62%	Please provide supporting documentation for how Departmental overhead rate was derived.

Budget Form 2C: Fee Cost Recovery

PLEASE FILL OUT HIGHLIGHTED AREAS AND PROVIDE A DETAILED DESCRIPTION OF THE SERVICE

DEPARTMENT: DPW

Fee Name: Minor Sidewalk Encroachment Permit Fees -New

	Numeric Code	Title
PS Department of Proposed Revenue:	207957	DPW BSM Budgetary
PS Fund of Proposed Revenue:	10000	GF Annual Account Ctrl
PS Authority of Proposed Revenue:	20682	PW BSM - Street Use & Mapping
PS Project of Proposed Revenue:	10034422	PW Operating
PS Activity of Proposed Revenue:	0001	PW Operating
PS Account of Proposed Revenue:	460639	Misc Service Charges-DPW

Fee Status (New/Modified): Modified
Fee Status (New/Modified): Modified

Department Providing Service: San Francisco Public Works
Fee Administrator: Bernard Tse
Code Authorization/ Proposed Fee Ordinance/File No: SFPWC Articles 15 & 2.1

Proposed Fee (FY 2026-27): $ 2,044.96 (1)
Proposed Fee (FY 2025-26): $ 1,988.87 (2)
Current Fee (FY 2024-25): $ 1,683.00 (3)

Detailed Service Description:
Please provide description of service

Proposed Fee (FY 2026-27):	$ 2,044.96	FY 2026-27 Proposed Fee Increase/Decrease:	$ 56.09
Proposed Fee (FY 2025-26):	$ 1,988.87	FY 2026-27 % Proposed Fee Change from FY 2022-23 Fee:	2.82%
Current Fee (FY 2024-25):	$ 1,683.00	FY 2025-26 Proposed Fee Increase/Decrease:	$ 305.87
		FY 2025-26 % Proposed Fee Change from Current Fee:	18.17%
Fee Prior to Current:	$ 1,481.00	Fiscal Year of Prior Fee Change:	2023-2024
Current Fee Increase/Decrease from Prior Fee:	$ 202.00	% Current Fee Change from Prior Fee:	13.64%

FY2025-26

ESTIMATED REVENUE DERIVED FROM SERVICE

A	Quantity Estimated (# of Units of Service Provided)	90
B	Fee per Unit (*Proposed*)	$ 1,989
C	FY 2025-26 Revenue Budgeted (A x B)	$ 178,998
G	FY 2025-26 Revenue Recovery Rate (C/F):	51.18%
H	Required Fee For 100% Cost Recovery (F/A)	$ 3,885.67
I	Over (+) or Under (-) 100% Cost Recovery (B-H)	($1,896.80)
J	FY 2025-26 Estimated Revenue [(2) x A]:	$ 178,998.30
K	FY 2024-25 Estimated Revenue [(3) x A]:	$ 151,470.00
L	FY 2025-26 Estimated Revenue Increase/Decrease Based on Proposed Fee [J -K]:	$ 27,528.30

ESTIMATED COSTS TO PROVIDE SERVICE - USE WORKSHEET 25-26, BELOW

		Rate	FY 2025-26 Estimated Cost	% of Total
D	Direct Costs			
	Productive Labor & Benefits (100% of 2025-26 Salary & MFB)		$ 138,598	39.63%
	Leave & Non-Productive Time (Indirect Cost)		$ -	0.00%
	Space Rental Equivalent		$ -	0.00%
	Materials & Supplies		$ -	0.00%
	Other (Please Describe on Worksheet)		$ -	0.00%
E	Indirect Costs	Rate		
	Departmental Overhead	152.32%	$ 211,113	60.37%
	Central Services Overhead	0.00%	$ -	0.00%
F	FY 2025-26 Direct & Indirect Costs		$ 349,711	100.00%

FY2026-27

ESTIMATED REVENUE DERIVED FROM SERVICE

A	Quantity Estimated (# of Units of Service Provided)	90
B	Fee per Unit (*Proposed*)	$ 2,045
C	FY 2026-27 Revenue Budgeted (A x B)	$ 184,046
G	FY 2026-27 Revenue Recovery Rate (C/F):	51.75%
H	Required Fee For 100% Cost Recovery (F/A):	$ 3,951.82
I	Over (+) or Under (-) 100% Cost Recovery (B-H):	($1,906.87)
J	FY 2026-27 Estimated Revenue [(1) x A]:	$ 184,046.05
K	FY 2025-26 Estimated Revenue [(2) x A]:	$ 178,998.30
L	FY 2026-27 Estimated Revenue Increase/Decrease Based on Proposed Fee [J - K]:	$ 5,047.75

ESTIMATED COSTS TO PROVIDE SERVICE - USE WORKSHEET 26-27, BELOW

		Rate	FY 2026-27 Estimated Cost	% of Total
D	Direct Costs			
	Productive Labor & Benefits (100% of 2026-27 Salary & MFB)		$ 138,598	38.97%
	Leave & Non-Productive Time (Indirect Cost)		$ -	0.00%
	Space Rental Equivalent		$ -	0.00%
	Materials & Supplies		$ -	0.00%
	Other (Please Describe on Worksheet)		$ -	0.00%
E	Indirect Costs	Rate		
	Departmental Overhead	156.62%	$ 217,066	61.03%
	Central Services Overhead	0.00%	$ -	0.00%
F	FY 2026-27 Direct & Indirect Costs		$ 355,664	100.00%

Worksheet 25-26

Estimated Costs Worksheet FY 2025-26

Direct Costs

Labor and Benefits

Please use the worksheet below to list all job classes necessary to support the services provided. Add rows if necessary.

Please also provide a description of the work and the estimated hours for each job class required to perform each unit of service

JobClass	Job Class Title	Description of Work	Hours per Unit of Service
5201	Junior Engineer	Initial Review	0.25
5203	Assistant Engineer	Permit review, determination preparation, and issuance	12.00
6230	Street Inspector	Inspection	1.50
5207	Associate Engineer	Review and Approval	1.00

Please fill out the Hours Worked column

Job Class	Job Class Title	Salary and Benefits Amount per FTE	Hours Worked	Hourly Rate	Salary and Benefits Amount	Estimated Costs Worksheet FY 2025-26 Salary Only
5201	Junior Engineer	$197,168.00	22.5	$94.79	$2,132.83	137,153.00
5203	Assistant Engineer	$219,091.00	1080.0	$105.33	$113,758.79	154,880.00
6230	Street Inspector	$179,355.00	135.0	$86.23	$11,640.83	123,239.00
5207	Associate Engineer	$255,738.00	90.0	$122.95	$11,065.59	183,710.00
	0		0.0	$0.00	$0.00	-
				Total:	**$138,598.03**	**$598,982.00**

Space Rental Equivalent Please list and describe the costs of space/facility rental necessary to support the services provided. Add rows as necessary. Ensure that the 'Total' includes the sum of all rows with cost information.

	Cost	Description
1		
2		
3		
Total:	**$0.00**	

Materials and Supplies Please list and describe the costs of space/facility rental necessary to support the services provided. Add rows as necessary. Ensure that the 'Total' includes the sum of all rows with cost information.

	Cost	Description
1		
2		
3		
Total:	**$0.00**	

Other Costs Please list and describe the costs of space/facility rental necessary to support the services provided. Add rows as necessary. Ensure that the 'Total' includes the sum of all rows with cost information.

	Cost	Description
1		
2		
3		
Total:	**$0.00**	

Indirect Costs

Rate	Source
152.3%	Please provide supporting documentation for how Departmental overhead rate was derived.

Worksheet 26-27

Estimated Costs Worksheet FY 2026-27

Direct Costs

Labor and Benefits

Please use the worksheet below to list all job classes necessary to support the services provided. Add rows if necessary.

Please also provide a description of the work and the estimated hours for each job class required to perform each unit of service

JobClass	Job Class Title	Description of Work	Hours per Unit of Service
5201	Junior Engineer	Initial Review	0.25
5203	Assistant Engineer	Permit review, determination preparation, and issuance	12.00
6230	Street Inspector	Inspection	1.50
5207	Associate Engineer	Review and Approval	1.00

Please fill out the Hours Worked column

Job Class	Job Class Title	Salary and Benefits Amount per FTE	Hours Worked	Hourly Rate	Salary and Benefits Amount	Estimated Costs Worksheet FY 2026-27 Salary Only
5201	Junior Engineer	$197,168.00	22.5	$94.79	$2,132.83	142,348.00
5203	Assistant Engineer	$219,091.00	1080.0	$105.33	$113,758.79	160,747.00
6230	Street Inspector	$179,355.00	135.0	$86.23	$11,640.83	127,907.00
5207	Associate Engineer	$255,738.00	90.0	$122.95	$11,065.59	190,668.00
	0		0.0	$0.00	$0.00	-
				Total:	**$138,598.03**	**$621,670.00**

Space Rental Equivalent

Please list and describe the costs of space/facility rental necessary to support the services provided. Add rows as necessary. Ensure that the 'Total' includes the sum of all rows with cost information.

	Cost	Description
1		
2		
3		
Total:	**$0.00**	

Materials and Supplies

Please list and describe the costs of space/facility rental necessary to support the services provided. Add rows as necessary. Ensure that the 'Total' includes the sum of all rows with cost information.

	Cost	Description
1		
2		
3		
Total:	**$0.00**	

Other Costs

Please list and describe the costs of space/facility rental necessary to support the services provided. Add rows as necessary. Ensure that the 'Total' includes the sum of all rows with cost information.

	Cost	Description
1		
2		
3		
Total:	**$0.00**	

Indirect Costs

Rate	Source
156.62%	Please provide supporting documentation for how Departmental overhead rate was derived.

Budget Form 2C: Fee Cost Recovery

PLEASE FILL OUT HIGHLIGHTED AREAS AND PROVIDE A DETAILED DESCRIPTION OF THE SERVICE

DEPARTMENT: DPW

Fee Name:	Special Sidewalk Permit	
	Numeric Code	**Title**
PS Department of Proposed Revenue:	207957	DPW BSM Budgetary
PS Fund of Proposed Revenue:	10000	GF Annual Account Ctrl
PS Authority of Proposed Revenue:	20682	PW BSM - Street Use & Mapping
PS Project of Proposed Revenue:	10034422	PW Operating
PS Activity of Proposed Revenue:	0001	PW Operating
PS Account of Proposed Revenue:	460639	Misc Service Charges-DPW
Fee Status (New/Modified):	Modified	
Fee Status (New/Modified):	Modified	

Department Providing Service:	San Francisco Public Works	
Fee Administrator:	Bernard Tse	
Code Authorization/ Proposed Fee Ordinance/File No:	SFPWC Articles 15 & 2.1	
Proposed Fee (FY 2026-27):	**$ 856.49**	**(1)**
Proposed Fee (FY 2025-26):	**$ 833.00**	**(2)**
Current Fee (FY 2024-25):	**$ 705.00**	**(3)**

Detailed Service Description:

Please provide description of service

Proposed Fee (FY 2026-27):	$	856.49	**FY 2026-27 Proposed Fee Increase/Decrease:**	$ 23.49
Proposed Fee (FY 2025-26):	$	833.00	**FY 2026-27 % Proposed Fee Change from FY 2022-23 Fee:**	2.82%
Current Fee (FY 2024-25):	$	705.00	**FY 2025-26 Proposed Fee Increase/Decrease:**	$ 128.00
			FY 2025-26 % Proposed Fee Change from Current Fee:	18.16%
Fee Prior to Current:	$	594.00	**Fiscal Year of Prior Fee Change:**	2023-2024
Current Fee Increase/Decrease from Prior Fee:	$	111.00	**% Current Fee Change from Prior Fee:**	18.69%

FY2025-26

ESTIMATED REVENUE DERIVED FROM SERVICE

A	**Quantity Estimated (# of Units of Service Provided)**	**15**
B	**Fee per Unit (*Proposed*)**	**$ 833**
C	**FY 2025-26 Revenue Budgeted (A x B)**	**$ 12,495**
G	**FY 2025-26 Revenue Recovery Rate (C/F):**	**2.91%**
H	**Required Fee For 100% Cost Recovery (F/A)**	**$ 28,625.18**
I	**Over (+) or Under (-) 100% Cost Recovery (B-H)**	**($27,792.18)**

ESTIMATED COSTS TO PROVIDE SERVICE - USE WORKSHEET 25-26, BELOW

		Rate	FY 2025-26 Estimated Cost	% of Total
D	**Direct Costs**			
	Productive Labor & Benefits (100% of 2025-26 Salary & MFB)		$ 5,747	1.34%
	Leave & Non-Productive Time (Indirect Cost)		$ -	0.00%
	Space Rental Equivalent		$ -	0.00%
	Materials & Supplies		$ -	0.00%
	Other (Please Describe on Worksheet)		$ -	0.00%
E	**Indirect Costs**	**Rate**		
	Departmental Overhead	152.32%	$ 423,631	98.66%
	Central Services Overhead	0.00%	$ -	0.00%
F	**FY 2025-26 Direct & Indirect Costs**		**$ 429,378**	**100.00%**

J	**FY 2025-26 Estimated Revenue [(2) x A]:**	**$ 12,495.00**
K	**FY 2024-25 Estimated Revenue [(3) x A]:**	**$ 10,575.00**
L	**FY 2025-26 Estimated Revenue Increase/Decrease Based on Proposed Fee [J -K]:**	**$ 1,920.00**

FY2026-27

ESTIMATED REVENUE DERIVED FROM SERVICE

A	**Quantity Estimated (# of Units of Service Provided)**	**15**
B	**Fee per Unit (*Proposed*)**	**$ 856**
C	**FY 2026-27 Revenue Budgeted (A x B)**	**$ 12,847**
G	**FY 2026-27 Revenue Recovery Rate (C/F):**	**2.81%**
H	**Required Fee For 100% Cost Recovery (F/A):**	**$ 30,521.57**
I	**Over (+) or Under (-) 100% Cost Recovery (B-H):**	**($29,665.08)**

ESTIMATED COSTS TO PROVIDE SERVICE - USE WORKSHEET 26-27, BELOW

		Rate	FY 2026-27 Estimated Cost	% of Total
D	**Direct Costs**			
	Productive Labor & Benefits (100% of 2026-27 Salary & MFB)		$ 5,747	1.26%
	Leave & Non-Productive Time (Indirect Cost)		$ -	0.00%
	Space Rental Equivalent		$ -	0.00%
	Materials & Supplies		$ -	0.00%
	Other (Please Describe on Worksheet)		$ -	0.00%
E	**Indirect Costs**	**Rate**		
	Departmental Overhead	156.62%	$ 452,077	98.74%
	Central Services Overhead	0.00%	$ -	0.00%
F	**FY 2026-27 Direct & Indirect Costs**		**$ 457,824**	**100.00%**

J	**FY 2026-27 Estimated Revenue [(1) x A]:**	**$ 12,847.36**
K	**FY 2025-26 Estimated Revenue [(2) x A]:**	**$ 12,495.00**
L	**FY 2026-27 Estimated Revenue Increase/Decrease Based on Proposed Fee [J - K]:**	**$ 352.36**

Worksheet 25-26

Estimated Costs Worksheet FY 2025-26

Direct Costs

Labor and Benefits

Please use the worksheet below to list all job classes necessary to support the services provided. Add rows if necessary.

Please also provide a description of the work and the estimated hours for each job class required to perform each unit of service

JobClass	Job Class Title	Description of Work	Hours per Unit of Service
5203	Assistant Engineer	Intake, plan review and issuance	2.00
6230	Street Inspector	Inspection	2.00

Please fill out the Hours Worked column

Job Class	Job Class Title	Salary and Benefits Amount per FTE	Hours Worked	Hourly Rate	Salary and Benefits Amount	Estimated Costs Worksheet FY 2025-26 Salary Only
5203	Assistant Engineer	$219,091.00	30.0	$105.33	$3,159.97	154,880.00
6230	Street Inspector	$179,355.00	30.0	$86.23	$2,586.85	123,239.00
0	0		0.0	$0.00	$0.00	
			0.0	$0.00	$0.00	-
				Total:	**$5,746.82**	**$278,119.00**

Space Rental Equivalent

Please list and describe the costs of space/facility rental necessary to support the services provided. Add rows as necessary. Ensure that the 'Total' includes the sum of all rows with cost information.

	Cost	Description
1		
2		
3		
Total:	**$0.00**	

Materials and Supplies

Please list and describe the costs of space/facility rental necessary to support the services provided. Add rows as necessary. Ensure that the 'Total' includes the sum of all rows with cost information.

	Cost	Description
1		
2		
3		
Total:	**$0.00**	

Other Costs

Please list and describe the costs of space/facility rental necessary to support the services provided. Add rows as necessary. Ensure that the 'Total' includes the sum of all rows with cost information.

	Cost	Description
1		
2		
3		
Total:	**$0.00**	

Indirect Costs

Rate	Source
152.3%	Please provide supporting documentation for how Departmental overhead rate was derived.

Worksheet 26-27

Estimated Costs Worksheet FY 2026-27

Direct Costs

Labor and Benefits

Please use the worksheet below to list all job classes necessary to support the services provided. Add rows if necessary.

Please also provide a description of the work and the estimated hours for each job class required to perform each unit of service

JobClass	Job Class Title	Description of Work	Hours per Unit of Service
5203	Assistant Engineer	Intake, plan review and issuance	2.00
6230	Street Inspector	Inspection	2.00

Please fill out the Hours Worked column

Job Class	Job Class Title	Salary and Benefits Amount per FTE	Hours Worked	Hourly Rate	Salary and Benefits Amount	Estimated Costs Worksheet FY 2026-27 Salary Only
5203	Assistant Engineer	$219,091.00	30.0	$105.33	$3,159.97	160,747.00
6230	Street Inspector	$179,355.00	30.0	$86.23	$2,586.85	127,907.00
0	0		0.0	$0.00	$0.00	
			0.0	$0.00	$0.00	-
				Total:	**$5,746.82**	**$288,654.00**

Space Rental Equivalent

Please list and describe the costs of space/facility rental necessary to support the services provided. Add rows as necessary. Ensure that the 'Total' includes the sum of all rows with cost information.

	Cost	**Description**
1		
2		
3		
Total:	**$0.00**	

Materials and Supplies

Please list and describe the costs of space/facility rental necessary to support the services provided. Add rows as necessary. Ensure that the 'Total' includes the sum of all rows with cost information.

	Cost	**Description**
1		
2		
3		
Total:	**$0.00**	

Other Costs

Please list and describe the costs of space/facility rental necessary to support the services provided. Add rows as necessary. Ensure that the 'Total' includes the sum of all rows with cost information.

	Cost	**Description**
1		
2		
3		
Total:	**$0.00**	

Indirect Costs

Rate	**Source**
156.62%	Please provide supporting documentation for how Departmental overhead rate was derived.

Budget Form 2C: Fee Cost Recovery

PLEASE FILL OUT HIGHLIGHTED AREAS AND PROVIDE A DETAILED DESCRIPTION OF THE SERVICE

DEPARTMENT: DPW

Fee Name: Street Improvement Permit Fee

	Numeric Code	Title
PS Department of Proposed Revenue:	207957	DPW BSM Budgetary
PS Fund of Proposed Revenue:	10000	GF Annual Account Ctrl
PS Authority of Proposed Revenue:	20682	PW BSM - Street Use & Mapping
PS Project of Proposed Revenue:	10034422	PW Operating
PS Activity of Proposed Revenue:	0001	PW Operating
PS Account of Proposed Revenue:	460639	Misc Service Charges-DPW

Fee Status (New/Modified): Modified
Fee Status (New/Modified): Modified

Department Providing Service: San Francisco Public Works
Fee Administrator: Bernard Tse
Code Authorization/ Proposed Fee Ordinance/File No: SFPWC Articles 15 & 2.1

Proposed Fee (FY 2026-27):	$ 36.45	(1)
Proposed Fee (FY 2025-26):	$ 35.45	(2)
Current Fee (FY 2024-25):	$ 30.00	(3)

Detailed Service Description:
Please provide description of service

Proposed Fee (FY 2026-27):	$ 36.45	FY 2026-27 Proposed Fee Increase/Decrease:	$ 1.00
Proposed Fee (FY 2025-26):	$ 35.45	FY 2026-27 % Proposed Fee Change from FY 2022-23 Fee:	2.82%
Current Fee (FY 2024-25):	$ 30.00	FY 2025-26 Proposed Fee Increase/Decrease:	$ 5.45
		FY 2025-26 % Proposed Fee Change from Current Fee:	18.17%
Fee Prior to Current:		Fiscal Year of Prior Fee Change:	
Current Fee Increase/Decrease from Prior Fee:	$ 30.00	% Current Fee Change from Prior Fee:	#DIV/0!

FY2025-26

ESTIMATED REVENUE DERIVED FROM SERVICE

A	Quantity Estimated (# of Units of Service Provided)	
B	Fee per Unit (*Proposed*)	$ 35
C	FY 2025-26 Revenue Budgeted (A x B)	$ -
G	FY 2025-26 Revenue Recovery Rate (C/F):	0.00%
H	Required Fee For 100% Cost Recovery (F/A)	#DIV/0!
I	Over (+) or Under (-) 100% Cost Recovery (B-H)	#DIV/0!
J	FY 2025-26 Estimated Revenue [(2) x A]:	$ -
K	FY 2024-25 Estimated Revenue [(3) x A]:	$ -
L	FY 2025-26 Estimated Revenue Increase/Decrease Based on Proposed Fee [J -K]:	$ -

ESTIMATED COSTS TO PROVIDE SERVICE - USE WORKSHEET 25-26, BELOW

		Rate	FY 2025-26 Estimated Cost	% of Total
D	Direct Costs			
	Productive Labor & Benefits (100% of 2025-26 Salary & MFB)		$ -	0.00%
	Leave & Non-Productive Time (Indirect Cost)		$ -	0.00%
	Space Rental Equivalent		$ -	0.00%
	Materials & Supplies		$ -	0.00%
	Other (Please Describe on Worksheet)		$ -	0.00%
E	Indirect Costs	Rate		
	Departmental Overhead	152.32%	$ 853,748	100.00%
	Central Services Overhead	0.00%	$ -	0.00%
F	FY 2025-26 Direct & Indirect Costs		$ 853,748	100.00%

FY2026-27

ESTIMATED REVENUE DERIVED FROM SERVICE

A	Quantity Estimated (# of Units of Service Provided)	
B	Fee per Unit (*Proposed*)	$ 36
C	FY 2026-27 Revenue Budgeted (A x B)	$ -
G	FY 2026-27 Revenue Recovery Rate (C/F):	0.00%
H	Required Fee For 100% Cost Recovery (F/A):	#DIV/0!
I	Over (+) or Under (-) 100% Cost Recovery (B-H):	#DIV/0!
J	FY 2026-27 Estimated Revenue [(1) x A]:	$ -
K	FY 2025-26 Estimated Revenue [(2) x A]:	$ -
L	FY 2026-27 Estimated Revenue Increase/Decrease Based on Proposed Fee [J - K]:	$ -

ESTIMATED COSTS TO PROVIDE SERVICE - USE WORKSHEET 26-27, BELOW

		Rate	FY 2026-27 Estimated Cost	% of Total
D	Direct Costs			
	Productive Labor & Benefits (100% of 2026-27 Salary & MFB)		$ -	0.00%
	Leave & Non-Productive Time (Indirect Cost)		$ -	0.00%
	Space Rental Equivalent		$ -	0.00%
	Materials & Supplies		$ -	0.00%
	Other (Please Describe on Worksheet)		$ -	0.00%
E	Indirect Costs	Rate		
	Departmental Overhead	156.62%	$ 911,074	100.00%
	Central Services Overhead	0.00%	$ -	0.00%
F	FY 2026-27 Direct & Indirect Costs		$ 911,074	100.00%

Worksheet 25-26

Estimated Costs Worksheet FY 2025-26

Direct Costs

Labor and Benefits

Please use the worksheet below to list all job classes necessary to support the services provided. Add rows if necessary.

Please also provide a description of the work and the estimated hours for each job class required to perform each unit of service

JobClass	Job Class Title	Description of Work	Hours per Unit of Service
5203	Assistant Engineer	Intake, plan review, referral, and issuance	10.00
6230	Street Inspector	Inspection	6.00
1632	Senior Account Clerk	Process Payment	0.25
5207	Associate Engineer	QA/QC	2.00

Please fill out the Hours Worked column

Job Class	Job Class Title	Salary and Benefits Amount per FTE	Hours Worked	Hourly Rate	Salary and Benefits Amount	**Estimated Costs Worksheet FY 2025-26 Salary Only**
5203	Assistant Engineer	$219,091.00	0.0	$105.33	$0.00	154,880.00
6230	Street Inspector	$179,355.00	0.0	$86.23	$0.00	123,239.00
1632	Senior Account Clerk	$147,158.00	0.0	$70.75	$0.00	98,667.00
5207	Associate Engineer	$255,738.00	0.0	$122.95	$0.00	183,710.00
				Total:	**$0.00**	**$560,496.00**

Space Rental Equivalent

Please list and describe the costs of space/facility rental necessary to support the services provided. Add rows as necessary. Ensure that the 'Total' includes the sum of all rows with cost information.

	Cost	**Description**
1		
2		
3		
Total:	**$0.00**	

Materials and Supplies

Please list and describe the costs of space/facility rental necessary to support the services provided. Add rows as necessary. Ensure that the 'Total' includes the sum of all rows with cost information.

	Cost	**Description**
1		
2		
3		
Total:	**$0.00**	

Other Costs

Please list and describe the costs of space/facility rental necessary to support the services provided. Add rows as necessary. Ensure that the 'Total' includes the sum of all rows with cost information.

	Cost	**Description**
1		
2		
3		
Total:	**$0.00**	

Indirect Costs

Rate	**Source**
152.3%	Please provide supporting documentation for how Departmental overhead rate was derived.

Worksheet 26-27

Estimated Costs Worksheet FY 2026-27

Direct Costs

Labor and Benefits

Please use the worksheet below to list all job classes necessary to support the services provided. Add rows if necessary.

Please also provide a description of the work and the estimated hours for each job class required to perform each unit of service

JobClass	Job Class Title	Description of Work	Hours per Unit of Service
5203	Assistant Engineer	Intake, plan review, referral, and issuance	10.00
6230	Street Inspector	Inspection	6.00

1632	Senior Account Clerk	Process Payment	0.25
5207	Associate Engineer	QA/QC	2.00

Please fill out the Hours Worked column

Job Class	Job Class Title	Salary and Benefits Amount per FTE	Hours Worked	Hourly Rate	Salary and Benefits Amount	Estimated Costs Worksheet FY 2026-27 Salary Only
5203	Assistant Engineer	$219,091.00	0.0	$105.33	$0.00	160,747.00
6230	Street Inspector	$179,355.00	0.0	$86.23	$0.00	127,907.00
1632	Senior Account Clerk	$147,158.00	0.0	$70.75	$0.00	102,405.00
5207	Associate Engineer	$255,738.00	0.0	$122.95	$0.00	190,668.00
				Total:	**$0.00**	**$581,727.00**

Space Rental Equivalent

Please list and describe the costs of space/facility rental necessary to support the services provided. Add rows as necessary. Ensure that the 'Total' includes the sum of all rows with cost information.

	Cost	**Description**
1		
2		
3		
Total:	**$0.00**	

Materials and Supplies

Please list and describe the costs of space/facility rental necessary to support the services provided. Add rows as necessary. Ensure that the 'Total' includes the sum of all rows with cost information.

	Cost	**Description**
1		
2		
3		
Total:	**$0.00**	

Other Costs

Please list and describe the costs of space/facility rental necessary to support the services provided. Add rows as necessary. Ensure that the 'Total' includes the sum of all rows with cost information.

	Cost	**Description**
1		
2		
3		
Total:	**$0.00**	

Indirect Costs

Rate	**Source**
156.62%	Please provide supporting documentation for how Departmental overhead rate was derived.

Budget Form 2C: Fee Cost Recovery

PLEASE FILL OUT HIGHLIGHTED AREAS AND PROVIDE A DETAILED DESCRIPTION OF THE SERVICE

DEPARTMENT: DPW

Fee Name:	Street Space - Admin Fee		**Department Providing Service:**	San Francisco Public Works				
			Fee Administrator:	Bernard Tse				
	Numeric Code	**Title**	**Code Authorization/**					
PS Department of Proposed Revenue:	207957	DPW BSM Budgetary	**Proposed Fee Ordinance/File No:**	SFPWC Articles 15 & 2.1				
PS Fund of Proposed Revenue:	10000	GF Annual Account Ctrl		Fee	assessment >80'	assessment< 80'		
PS Authority of Proposed Revenue:	20682	PW BSM - Street Use & Mapping	**Proposed Fee (FY 2026-27):**	$ 744.89	$ 19.02	$ 7.13	(1)	
PS Project of Proposed Revenue:	10034422	PW Operating	**Proposed Fee (FY 2025-26):**	$ 724.46	$ 18.50	$ 6.94	(2)	
PS Activity of Proposed Revenue:	0001	PW Operating	**Current Fee (FY 2024-25):**	$ 705.00	$ 18.00	$ 6.75	(3)	
PS Account of Proposed Revenue:	460637	Street Space						
Fee Status (New/Modified):	Modified							
Fee Status (New/Modified):	Modified							

Detailed Service Description:

Please provide description of service

Proposed Fee (FY 2026-27):	$ 744.89	**FY 2026-27 Proposed Fee Increase/Decrease:**	$ 20.43	
Proposed Fee (FY 2025-26):	$ 724.46	**FY 2026-27 % Proposed Fee Change from FY 2022-23 Fee:**	2.82%	
Current Fee (FY 2024-25):	$ 705.00	**FY 2025-26 Proposed Fee Increase/Decrease:**	$ 19.46	
		FY 2025-26 % Proposed Fee Change from Current Fee:	2.76%	
Fee Prior to Current:	$ 594.00	**Fiscal Year of Prior Fee Change:**	2023-2024	
Current Fee Increase/Decrease from Prior Fee:	$ 111.00	**% Current Fee Change from Prior Fee:**	18.69%	

FY2025-26

ESTIMATED REVENUE DERIVED FROM SERVICE

		Fee (EA)	assessment >80' (per SF per Month)	assessment <80' (per SF per Month)
A	**Quantity Estimated (# of Units of Service Provided)**	25	150,000	40,000
B	**Fee per Unit (*Proposed*)**	$ 724	$ 18	$ 7
C	**FY 2025-26 Revenue Budgeted (A x B)**		$ 3,070,083	

ESTIMATED COSTS TO PROVIDE SERVICE - USE WORKSHEET 25-26, BELOW

				FY 2025-26 Estimated Cost	% of Total
D	**Direct Costs**				
	Productive Labor & Benefits (100% of 2025-26 Salary & MFB)		$	11,593	39.63%
	Leave & Non-Productive Time (Indirect Cost)		$	-	0.00%
	Space Rental Equivalent		$	-	0.00%
	Materials & Supplies		$	-	0.00%
	Other (Please Describe on Worksheet)		$	-	0.00%
E	**Indirect Costs**	**Rate**			
	Departmental Overhead	152.32%	$	17,658	60.37%
	Central Services Overhead	0.00%	$	-	0.00%
F	**FY 2025-26 Direct & Indirect Costs**		**$**	**29,250**	**100.00%**

G	**FY 2025-26 Revenue Recovery Rate (C/F):**	**10495.93%**
H	**Required Fee For 100% Cost Recovery (F/A)**	**0.153928306**
I	**Over (+) or Under (-) 100% Cost Recovery (B-H)**	**$ 750**

J	**FY 2025-26 Estimated Revenue [(2) x A]:**	**$ 3,070,083.45**
K	**FY 2024-25 Estimated Revenue [(3) x A]:**	**$ 2,987,625.00**
L	**FY 2025-26 Estimated Revenue Increase/Decrease Based on Proposed Fee [J -K]:**	**$ 82,458.45**

FY2026-27

ESTIMATED REVENUE DERIVED FROM SERVICE

		Fee (EA)	assessment >80' (per SF per Month)	assessment <80' (per SF per Month)
A	**Quantity Estimated (# of Units of Service Provided)**	25	150,000	40,000
B	**Fee per Unit (*Proposed*)**	$ 745	$ 19	$ 7
C	**FY 2026-27 Revenue Budgeted (A x B)**		$ 3,156,660	

ESTIMATED COSTS TO PROVIDE SERVICE - USE WORKSHEET 26-27, BELOW

				FY 2026-27 Estimated Cost	% of Total
D	**Direct Costs**				
	Productive Labor & Benefits (100% of 2026-27 Salary & MFB)		$	11,593	38.97%
	Leave & Non-Productive Time (Indirect Cost)		$	-	0.00%
	Space Rental Equivalent		$	-	0.00%
	Materials & Supplies		$	-	0.00%
	Other (Please Describe on Worksheet)		$	-	0.00%
E	**Indirect Costs**	**Rate**			
	Departmental Overhead	156.62%	$	18,156	61.03%
	Central Services Overhead	0.00%	$	-	0.00%
F	**FY 2026-27 Direct & Indirect Costs**		**$**	**29,748**	**100.00%**

G	**FY 2026-27 Revenue Recovery Rate (C/F):**	**10611.27%**
H	**Required Fee For 100% Cost Recovery (F/A):**	**0.156548738**
I	**Over (+) or Under (-) 100% Cost Recovery (B-H):**	**$ 771**

J	**FY 2026-27 Estimated Revenue [(1) x A]:**	**$ 3,156,659.80**
K	**FY 2025-26 Estimated Revenue [(2) x A]:**	**$ 3,070,083.45**
L	**FY 2026-27 Estimated Revenue Increase/Decrease Based on Proposed Fee [J - K]:**	**$ 86,576.35**

Worksheet 25-26

Estimated Costs Worksheet FY 2025-26

Direct Costs

Labor and Benefits

Please use the worksheet below to list all job classes necessary to support the services provided. Add rows if necessary.

Please also provide a description of the work and the estimated hours for each job class required to perform each unit of service

JobClass	Job Class Title	Description of Work	Hours per Unit of Service
5203	Assistant Engineer	Intake, plan review, calculations, and issuance	3.00
6230	Street Inspector	Inspection	1.00
5207	Associate Engineer	QA/QC	0.50

Please fill out the Hours Worked column

Job Class	Job Class Title	Salary and Benefits Amount per FTE	Hours Worked	Hourly Rate	Salary and Benefits Amount	Estimated Costs Worksheet FY 2025-26 Salary Only
5203	Assistant Engineer	$219,091.00	75.0	$105.33	$7,899.92	154,880.00
6230	Street Inspector	$179,355.00	25.0	$86.23	$2,155.71	123,239.00
5207	Associate Engineer	$255,738.00	12.5	$122.95	$1,536.89	183,710.00
	0		0.0	$0.00	$0.00	-
				Total:	**$11,592.51**	**$461,829.00**

Space Rental Equivalent

Please list and describe the costs of space/facility rental necessary to support the services provided. Add rows as necessary. Ensure that the 'Total' includes the sum of all rows with cost information.

	Cost	Description
1		
2		
3		
Total:	**$0.00**	

Materials and Supplies

Please list and describe the costs of space/facility rental necessary to support the services provided. Add rows as necessary. Ensure that the 'Total' includes the sum of all rows with cost information.

	Cost	Description
1		
2		
3		
Total:	**$0.00**	

Other Costs

Please list and describe the costs of space/facility rental necessary to support the services provided. Add rows as necessary. Ensure that the 'Total' includes the sum of all rows with cost information.

	Cost	Description
1		
2		
3		
Total:	**$0.00**	

Indirect Costs

Rate	Source
152.3%	Please provide supporting documentation for how Departmental overhead rate was derived.

Worksheet 26-27

Estimated Costs Worksheet FY 2026-27

Direct Costs

Labor and Benefits

Please use the worksheet below to list all job classes necessary to support the services provided. Add rows if necessary.

Please also provide a description of the work and the estimated hours for each job class required to perform each unit of service

JobClass	Job Class Title	Description of Work	Hours per Unit of Service
5203	Assistant Engineer	Intake, plan review, calculations, and issuance	3.00
6230	Street Inspector	Inspection	1.00
5207	Associate Engineer	QA/QC	0.50

Please fill out the Hours Worked column

Job Class	Job Class Title	Salary and Benefits Amount per FTE	Hours Worked	Hourly Rate	Salary and Benefits Amount	Estimated Costs Worksheet FY 2026-27 Salary Only
5203	Assistant Engineer	$219,091.00	75.0	$105.33	$7,899.92	160,747.00
6230	Street Inspector	$179,355.00	25.0	$86.23	$2,155.71	127,907.00
5207	Associate Engineer	$255,738.00	12.5	$122.95	$1,536.89	190,668.00
	0		0.0	$0.00	$0.00	-
				Total:	**$11,592.51**	**$479,322.00**

Space Rental Equivalent

Please list and describe the costs of space/facility rental necessary to support the services provided. Add rows as necessary. Ensure that the 'Total' includes the sum of all rows with cost information.

	Cost	**Description**
1		
2		
3		
Total:	**$0.00**	

Materials and Supplies

Please list and describe the costs of space/facility rental necessary to support the services provided. Add rows as necessary. Ensure that the 'Total' includes the sum of all rows with cost information.

	Cost	**Description**
1		
2		
3		
Total:	**$0.00**	

Other Costs

Please list and describe the costs of space/facility rental necessary to support the services provided. Add rows as necessary. Ensure that the 'Total' includes the sum of all rows with cost information.

	Cost	**Description**
1		
2		
3		
Total:	**$0.00**	

Indirect Costs

Rate	**Source**
156.62%	Please provide supporting documentation for how Departmental overhead rate was derived.

Budget Form 2C: Fee Cost Recovery

PLEASE FILL OUT HIGHLIGHTED AREAS AND PROVIDE A DETAILED DESCRIPTION OF THE SERVICE

DEPARTMENT: DPW

Fee Name:	Street Space - Admin Fee	
	Numeric Code	**Title**
PS Department of Proposed Revenue:	207957	DPW BSM Budgetary
PS Fund of Proposed Revenue:	10000	GF Annual Account Ctrl
PS Authority of Proposed Revenue:	20682	PW BSM - Street Use & Mapping
PS Project of Proposed Revenue:	10034422	PW Operating
PS Activity of Proposed Revenue:	0001	PW Operating
PS Account of Proposed Revenue:	460637	Street Space
Fee Status (New/Modified):	Modified	
Fee Status (New/Modified):	Modified	

Department Providing Service:	San Francisco Public Works			
Fee Administrator:	Bernard Tse			
Code Authorization/ Proposed Fee Ordinance/File No:	SFPWC Articles 15 & 2.1			
	Fee	assessment >80'	assessment< 80'	
Proposed Fee (FY 2026-27):	$ 421.57	$ 19.02	$ 7.13	(1)
Proposed Fee (FY 2025-26):	$ 410.01	$ 18.50	$ 6.94	(2)
Current Fee (FY 2024-25):	$ 399.00	$ 18.00	$ 6.75	(3)

Detailed Service Description:

Please provide description of service

Proposed Fee (FY 2026-27):	$ 421.57	**FY 2026-27 Proposed Fee Increase/Decrease:**	$ 11.56
Proposed Fee (FY 2025-26):	$ 410.01	**FY 2026-27 % Proposed Fee Change from FY 2022-23 Fee:**	2.82%
Current Fee (FY 2024-25):	$ 399.00	**FY 2025-26 Proposed Fee Increase/Decrease:**	$ 11.01
		FY 2025-26 % Proposed Fee Change from Current Fee:	2.76%
Fee Prior to Current:	$ 336.00	**Fiscal Year of Prior Fee Change:**	2023-2024
Current Fee Increase/Decrease from Prior Fee:	$ 63.00	**% Current Fee Change from Prior Fee:**	18.75%

FY2025-26

ESTIMATED REVENUE DERIVED FROM SERVICE

		Fee (EA)	assessment >80' (per SF per Month)	assessment <80' (per SF per Month)
A	**Quantity Estimated (# of Units of Service Provided)**	30	180,000	45,000
B	**Fee per Unit (*Proposed*)**	$ 410	$ 18	$ 7
C	**FY 2025-26 Revenue Budgeted (A x B)**		$ 3,653,858	

ESTIMATED COSTS TO PROVIDE SERVICE - USE WORKSHEET 25-26, BELOW

				FY 2025-26 Estimated Cost	% of Total
D	**Direct Costs**				
	Productive Labor & Benefits (100% of 2025-26 Salary & MFB)		$	5,747	39.63%
	Leave & Non-Productive Time (Indirect Cost)		$	-	0.00%
	Space Rental Equivalent		$	-	0.00%
	Materials & Supplies		$	-	0.00%
	Other (Please Describe on Worksheet)		$	-	0.00%
E	**Indirect Costs**	**Rate**			
	Departmental Overhead	152.32%	$	8,754	60.37%
	Central Services Overhead	0.00%	$	-	0.00%
F	**FY 2025-26 Direct & Indirect Costs**		$	14,500	100.00%

G	**FY 2025-26 Revenue Recovery Rate (C/F):**	25198.38%
H	**Required Fee For 100% Cost Recovery (F/A)**	0.064437495
I	**Over (+) or Under (-) 100% Cost Recovery (B-H)**	$ 435

J	**FY 2025-26 Estimated Revenue [(2) x A]:**	$ 3,653,857.87
K	**FY 2024-25 Estimated Revenue [(3) x A]:**	$ 3,555,720.00
L	**FY 2025-26 Estimated Revenue Increase/Decrease Based on Proposed Fee [J -K]:**	$ 98,137.87

FY2026-27

ESTIMATED REVENUE DERIVED FROM SERVICE

		Fee (EA)	assessment >80' (per SF per Month)	assessment <80' (per SF per Month)
A	**Quantity Estimated (# of Units of Service Provided)**	30	180,000	45,000
B	**Fee per Unit (*Proposed*)**	$ 422	$ 19	$ 7
C	**FY 2026-27 Revenue Budgeted (A x B)**		$ 3,756,897	

ESTIMATED COSTS TO PROVIDE SERVICE - USE WORKSHEET 26-27, BELOW

				FY 2026-27 Estimated Cost	% of Total
D	**Direct Costs**				
	Productive Labor & Benefits (100% of 2026-27 Salary & MFB)		$	5,747	38.97%
	Leave & Non-Productive Time (Indirect Cost)		$	-	0.00%
	Space Rental Equivalent		$	-	0.00%
	Materials & Supplies		$	-	0.00%
	Other (Please Describe on Worksheet)		$	-	0.00%
E	**Indirect Costs**	**Rate**			
	Departmental Overhead	156.62%	$	9,000	61.03%
	Central Services Overhead	0.00%	$	-	0.00%
F	**FY 2026-27 Direct & Indirect Costs**		$	14,747	100.00%

G	**FY 2026-27 Revenue Recovery Rate (C/F):**	25475.29%
H	**Required Fee For 100% Cost Recovery (F/A):**	0.06553446
I	**Over (+) or Under (-) 100% Cost Recovery (B-H):**	$ 448

J	**FY 2026-27 Estimated Revenue [(1) x A]:**	$ 3,756,896.66
K	**FY 2025-26 Estimated Revenue [(2) x A]:**	$ 3,653,857.87
L	**FY 2026-27 Estimated Revenue Increase/Decrease Based on Proposed Fee [J - K]:**	$ 103,038.79

Worksheet 25-26

Estimated Costs Worksheet FY 2025-26

Direct Costs

Labor and Benefits

Please use the worksheet below to list all job classes necessary to support the services provided. Add rows if necessary.

Please also provide a description of the work and the estimated hours for each job class required to perform each unit of service

JobClass	Job Class Title	Description of Work	Hours per Unit of Service
5203	Assistant Engineer	Review permit and issuance	1.00
6230	Street Inspector	Inspection	1.00

Please fill out the Hours Worked column

Job Class	Job Class Title	Salary and Benefits Amount per FTE	Hours Worked	Hourly Rate	Salary and Benefits Amount	Estimated Costs Worksheet FY 2025-26 Salary Only
5203	Assistant Engineer	$219,091.00	30.0	$105.33	$3,159.97	154,880.00
6230	Street Inspector	$179,355.00	30.0	$86.23	$2,586.85	123,239.00
0	0		0.0	$0.00	$0.00	
			0.0	$0.00	$0.00	-
				Total:	**$5,746.82**	**$278,119.00**

Space Rental Equivalent

Please list and describe the costs of space/facility rental necessary to support the services provided. Add rows as necessary. Ensure that the 'Total' includes the sum of all rows with cost information.

	Cost	Description
1		
2		
3		
Total:	**$0.00**	

Materials and Supplies

Please list and describe the costs of space/facility rental necessary to support the services provided. Add rows as necessary. Ensure that the 'Total' includes the sum of all rows with cost information.

	Cost	Description
1		
2		
3		
Total:	**$0.00**	

Other Costs

Please list and describe the costs of space/facility rental necessary to support the services provided. Add rows as necessary. Ensure that the 'Total' includes the sum of all rows with cost information.

	Cost	Description
1		
2		
3		
Total:	**$0.00**	

Indirect Costs

Rate	Source
152.3%	Please provide supporting documentation for how Departmental overhead rate was derived.

Worksheet 26-27

Estimated Costs Worksheet FY 2026-27

Direct Costs

Labor and Benefits

Please use the worksheet below to list all job classes necessary to support the services provided. Add rows if necessary.

Please also provide a description of the work and the estimated hours for each job class required to perform each unit of service

JobClass	Job Class Title	Description of Work	Hours per Unit of Service
5203	Assistant Engineer	Review permit and issuance	1.00
6230	Street Inspector	Inspection	1.00

Please fill out the Hours Worked column

Job Class	Job Class Title	Salary and Benefits Amount per FTE	Hours Worked	Hourly Rate	Salary and Benefits Amount	Estimated Costs Worksheet FY 2026-27 Salary Only
5203	Assistant Engineer	$219,091.00	30.0	$105.33	$3,159.97	160,747.00
6230	Street Inspector	$179,355.00	30.0	$86.23	$2,586.85	127,907.00
0	0		0.0	$0.00	$0.00	
			0.0	$0.00	$0.00	-
				Total:	**$5,746.82**	**$288,654.00**

Space Rental Equivalent

Please list and describe the costs of space/facility rental necessary to support the services provided. Add rows as necessary. Ensure that the 'Total' includes the sum of all rows with cost information.

	Cost	**Description**
1		
2		
3		
Total:	**$0.00**	

Materials and Supplies

Please list and describe the costs of space/facility rental necessary to support the services provided. Add rows as necessary. Ensure that the 'Total' includes the sum of all rows with cost information.

	Cost	**Description**
1		
2		
3		
Total:	**$0.00**	

Other Costs

Please list and describe the costs of space/facility rental necessary to support the services provided. Add rows as necessary. Ensure that the 'Total' includes the sum of all rows with cost information.

	Cost	**Description**
1		
2		
3		
Total:	**$0.00**	

Indirect Costs

Rate	**Source**
156.62%	Please provide supporting documentation for how Departmental overhead rate was derived.

Director's Office
Proposed FY26 Organization Chart

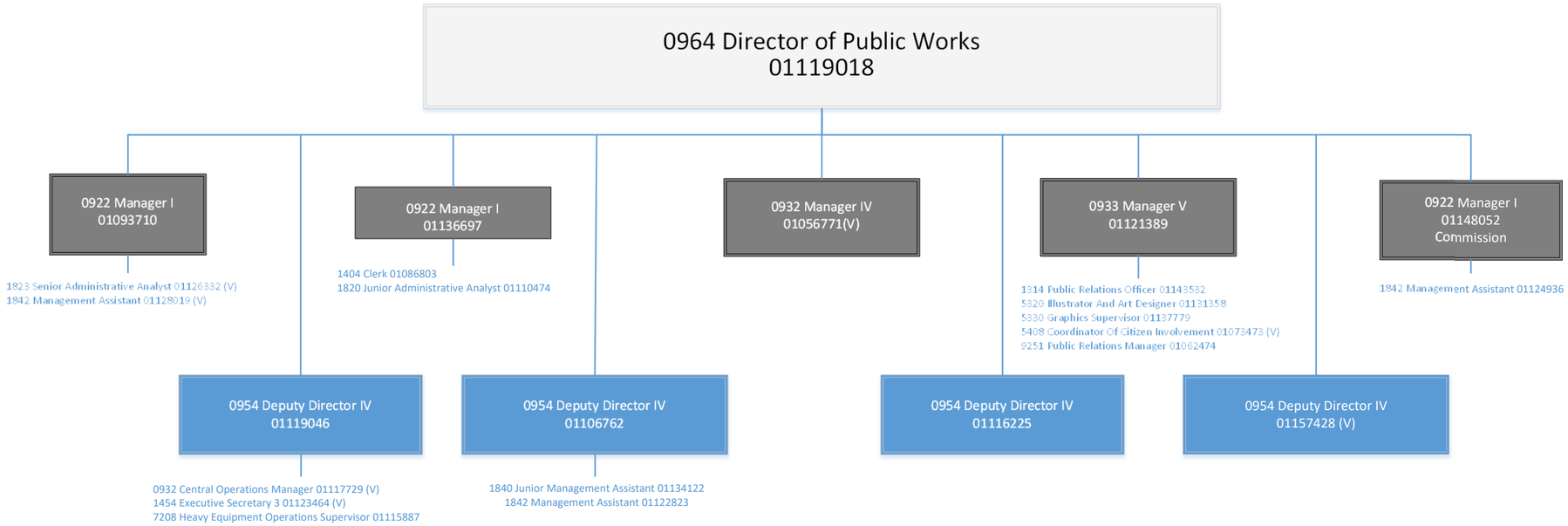

Office of Financial Management and Administration
Proposed FY26 Organization Chart

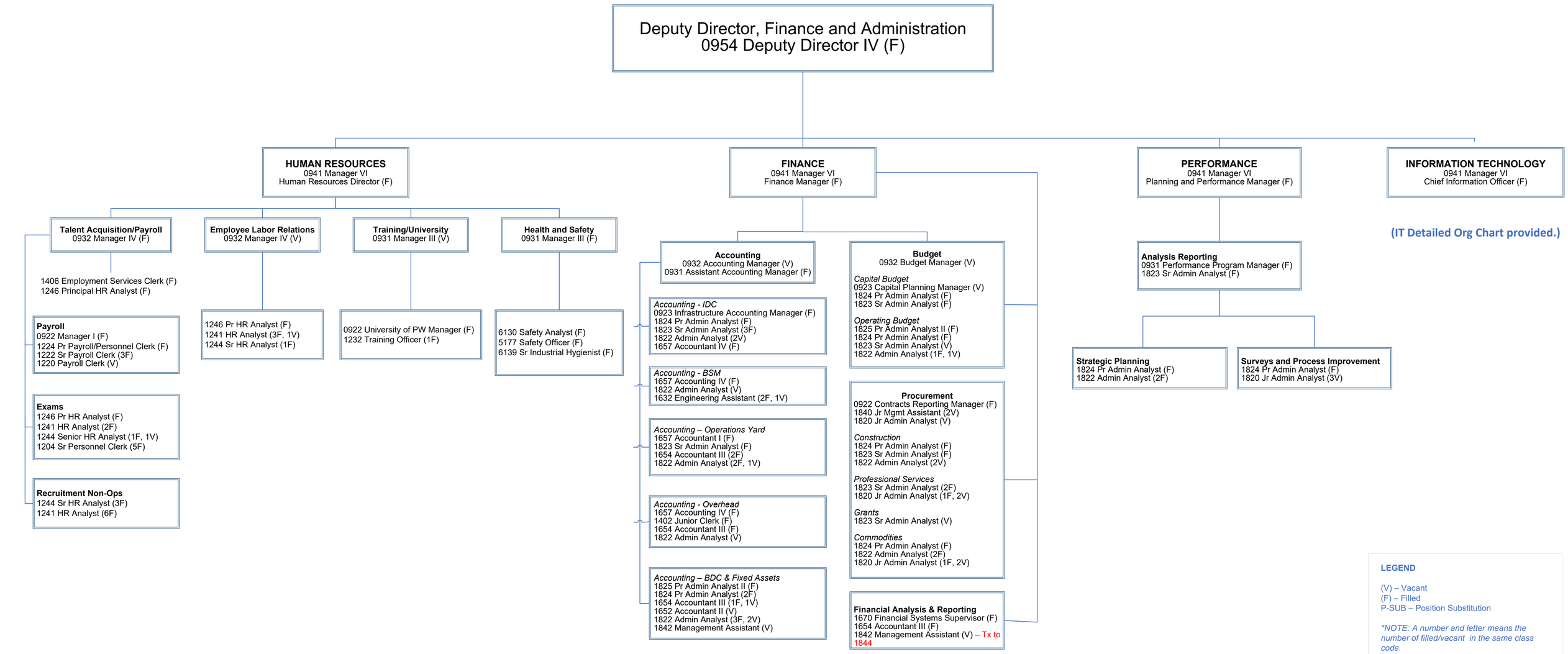

San Francisco Public Works

Information Technology

Proposed Budgeted Org Chart (Temp budget positions not included)

Updated: 12/03/2024

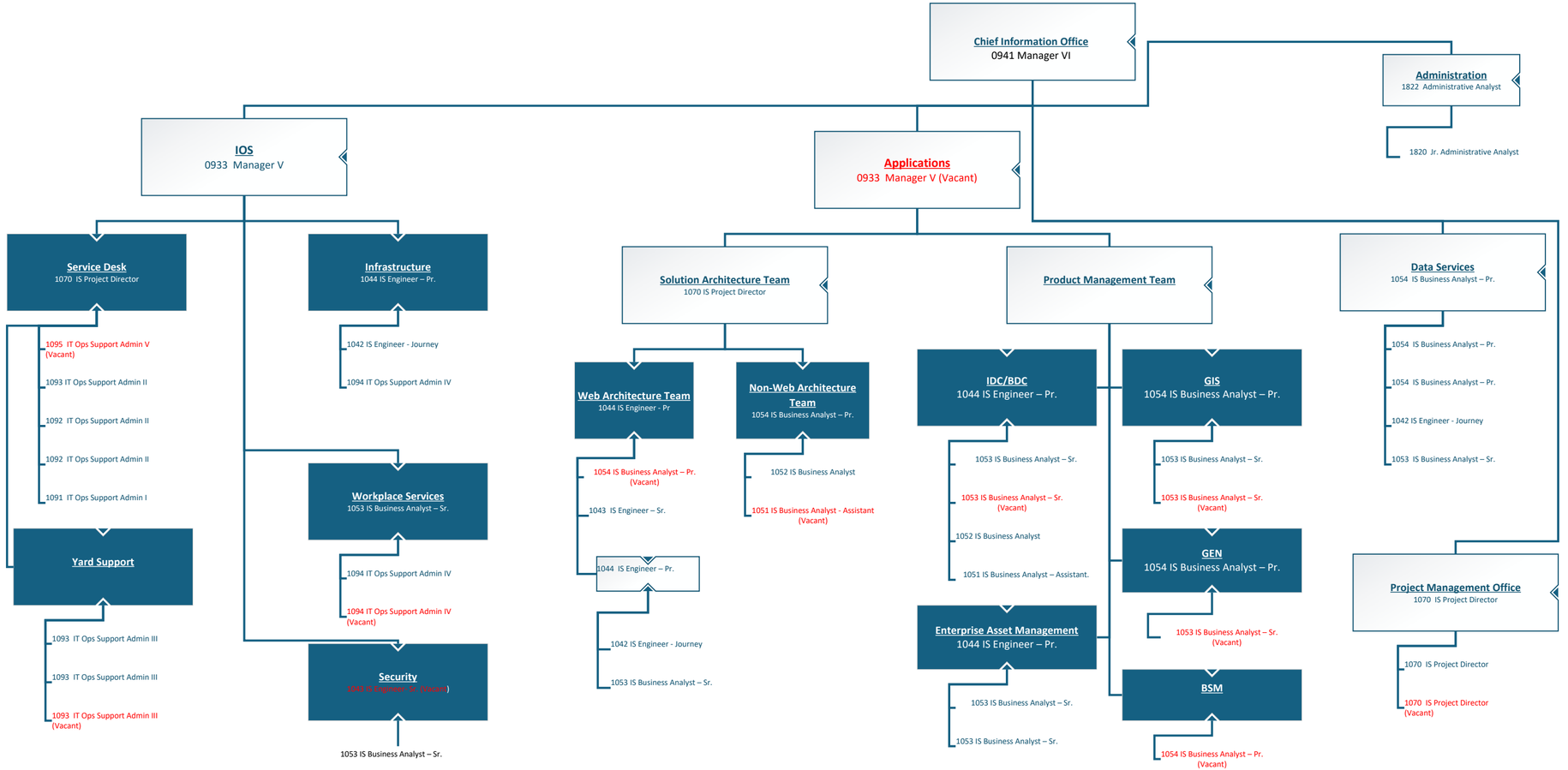

Bureau of Building and Street Repair
Proposed FY26 Organization Chart

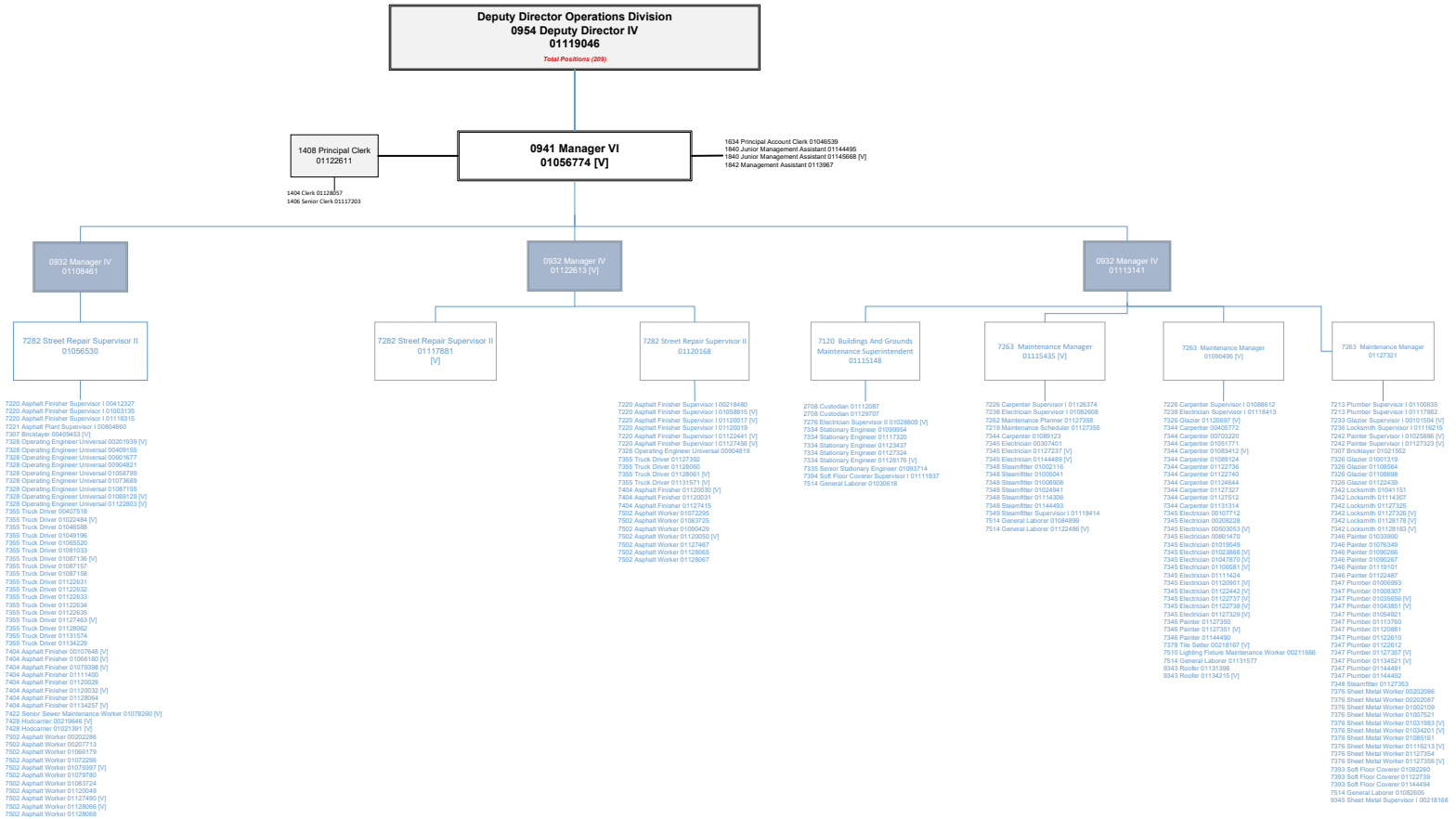

Bureau of Urban Forestry
Proposed FY26 Organization Chart

Deputy Director Operations Division
0954 Deputy Director IV
01119046
Budgeted Position Total (200)

1312 Public Information Officer 01136703
0941 Manager VI
01127372 (V)

0932 Manager IV
01136700

0922 Manager I
01129521

1824 Pr Administrative Analyst
01136750

0932 Manager IV
01090290

1822 Administrative Analyst
01125980

7211 Cement Finisher Supervisor II
01124695

7227 Cement Finisher Supervisor I 00407085
7311 Cement Mason 01011225
7311 Cement Mason 01040682
7311 Cement Mason 01082589 (V)
7311 Cement Mason 01082591 (V)
7311 Cement Mason 01099279 (V)
7311 Cement Mason 01120047 (V)
7311 Cement Mason 01131364 (V)
7355 Truck Driver 01123067 (V)
7514 General Laborer 01082606
7227 Cement Finisher Supervisor I 01035251(V)
7378 Tile Setter 01127285 (V)
7227 Cement Finisher Supervisor I 01085158 (V)
7227 Cement Finisher Supervisor I 01116097
7311 Cement Mason 01079512
7311 Cement Mason 01082593
7311 Cement Mason 01116098
7311 Cement Mason 01116099 (V)
7311 Cement Mason 01131361 (V)
7328 Operating Engineer, Universal 01131369 (V)
7328 Operating Engineer, Universal 01136736 (V)
7355 Truck Driver 01123151
7227 Cement Finisher Supervisor I 01131360
1840 Junior Management Assistant 01110767 (V)
7227 Cement Finisher Supervisor I 01131375
7311 Cement Mason 01002114
7311 Cement Mason 01056241
7311 Cement Mason 01097084
7311 Cement Mason 01110766
7311 Cement Mason 01131362
7311 Cement Mason 01136732
7311 Cement Mason 01136733
7328 Operating Engineer, Universal 01120902
7355 Truck Driver 01136737
7227 Cement Finisher Supervisor I 01136731
7311 Cement Mason 00313894
7311 Cement Mason 01001321
7311 Cement Mason 01065978
7311 Cement Mason 01078750
7311 Cement Mason 01092701
7311 Cement Mason 01097085
7311 Cement Mason 01102711 (V)
7311 Cement Mason 01136734 (V)
7311 Cement Mason 01136735 (V)
7514 General Laborer 01123719 (V)
7311 Cement Mason 01116100
7311 Cement Mason 01079232
7311 Cement Mason 01082594
7311 Cement Mason 01102708
7311 Cement Mason 01120048
7311 Cement Mason 01131363 (V)
7514 General Laborer 01127399 (V)
7311 Cement Mason 01097086 (V)
7311 Cement Mason 01102712
7355 Truck Driver 00501506
7355 Truck Driver 01123152 (V)
7355 Truck Driver 01031458

0922 Manager I
01090668

1823 Senior Administrative Analyst 01157597 (V)
1820 Junior Administrative Analyst 01115102
1312 Public Information Officer 01157596 (V)
3435 Urban Forestry Inspector 01101834 (V)
3435 Urban Forestry Inspector 01104550
3435 Urban Forestry Inspector 01105040
3435 Urban Forestry Inspector 01126429 (V)
3435 Urban Forestry Inspector 01128015
3435 Urban Forestry Inspector 01136726
3435 Urban Forestry Inspector 01136727
3435 Urban Forestry Inspector 01157598 (V)
3417 Gardener 01152286 (V)

0922 Manager I
01081232 (V)

3425 Senior Integrated Pest Management Specialist 01108535
3422 Park Section Supervisor 01127419 (V)
3417 Gardener 00703315 (V)
3417 Gardener 01127410
3417 Gardener 01127414
3417 Gardener 01131558 (V)
7514 General Laborer 01127413
3417 Gardener 01131604
3417 Gardener 01144648
7514 General Laborer 01136739
7514 General Laborer 01136743 (V)
3422 Park Section Supervisor 01131371
3417 Gardener 01127386
3417 Gardener 01127389
3417 Gardener 01131559
3417 Gardener 01131605 (V)
3417 Gardener 01152301
3417 Gardener 01152308
7514 General Laborer 01071607
7514 General Laborer 01093234
7514 General Laborer 01126126 (V)
7514 General Laborer 01136741 (V)
3422 Park Section Supervisor 01131373
3417 Gardener 01006760
3417 Gardener 01006769
3417 Gardener 01096054
3417 Gardener 01096340
3417 Gardener 01126106 (V)
3417 Gardener 01127387
3417 Gardener 01127388 (V)
3417 Gardener 01131597
7514 General Laborer 01131575 (V)
3422 Park Section Supervisor 01131607
3417 Gardener 01082704 (V)
3417 Gardener 01089620
3417 Gardener 01089622
3417 Gardener 01089623
3417 Gardener 01113163
3417 Gardener 01131598
3417 Gardener 01152299
3424 Integrated Pest Management Specialist 01071605
3424 Integrated Pest Management Specialist 01126128 (V)
3424 Integrated Pest Management Specialist 01127503 (V)
1054 IS Business Analyst-Principal 01136701
3422 Park Section Supervisor 01126322
3417 Gardener 01088053 (V)
3417 Gardener 01127417
3417 Gardener 01131557 (V)
3417 Gardener 01131599 (V)
3417 Gardener 01152290 (V)
3417 Gardener 01152291
3417 Gardener 01152296 (V)
3417 Gardener 01152302 (V)
3417 Gardener 01076875
7514 General Laborer 01069773 (V)
7514 General Laborer 01071589 (V)
7514 General Laborer 01136742 (V)
7514 General Laborer 01136744
7514 General Laborer 01136745
7514 General Laborer 01136749
7514 General Laborer 01097784
7514 General Laborer 01127412
7514 General Laborer 01127502
7514 General Laborer 01134260
7514 General Laborer 01136740
7514 General Laborer 01136738 (V)
7514 General Laborer 01084898
7514 General Laborer 01075199
7514 General Laborer 01071688

3438 Arborist Technician Supervisor II
01131376

3436 Arborist Technician Supervisor I 01027037 (V)
3408 Apprentice Arborist Technician I 01136711 (V)
3434 Arborist Technician 00603918 (V)
3436 Arborist Technician Supervisor I 01064983 (V)
3417 Gardener 01127416
3434 Arborist Technician 01026538
3434 Arborist Technician 01027291 (V)
3434 Arborist Technician 01044529
3434 Arborist Technician 01131601
3434 Arborist Technician 01131602 (V)
7355 Truck Driver 01065980 (V)
7355 Truck Driver 01127460
3436 Arborist Technician Supervisor I 01074306
3434 Arborist Technician 00001589
3434 Arborist Technician 01042747 (V)
3434 Arborist Technician 01131606
3434 Arborist Technician 01136714
3434 Arborist Technician 01136716
7514 General Laborer 01127471 (V)
7514 General Laborer 01127470 (V)
3436 Arborist Technician Supervisor I 01136728
3408 Apprentice Arborist Technician I 01136704 (V)
3408 Apprentice Arborist Technician I 01136705 (V)
3408 Apprentice Arborist Technician I 01136706 (V)
3408 Apprentice Arborist Technician I 01136707 (V)
3430 Chief Nursery Specialist 01136712 (V)
3434 Arborist Technician 01011373 (V)
3434 Arborist Technician 01041290
3434 Arborist Technician 01131603
3434 Arborist Technician 01136713
3434 Arborist Technician 01136715
3434 Arborist Technician 01136717
3434 Arborist Technician 01136723 (V)
3434 Arborist Technician 01136724 (V)
7514 General Laborer 01127472 (V)
7514 General Laborer 01127473 (V)
7514 General Laborer 01127474 (V)
3436 Arborist Technician Supervisor I 01136729 (V)
3408 Apprentice Arborist Technician I 01136708 (V)
3408 Apprentice Arborist Technician I 01136709 (V)
3408 Apprentice Arborist Technician I 01136710 (V)
3434 Arborist Technician 01136718 (V)
7514 General Laborer 01127474 (V)
7514 General Laborer 01127475 (V)
7514 General Laborer 01127489 (V)
3436 Arborist Technician Supervisor I 01136730
3434 Arborist Technician 01033397
3434 Arborist Technician 01060629
3434 Arborist Technician 01136719 (V)
3434 Arborist Technician 01136720 (V)
3434 Arborist Technician 01136721 (V)
3434 Arborist Technician 01136722 (V)
3434 Arborist Technician 01136725
7514 General Laborer 01136746
7514 General Laborer 01136747 (V)
7514 General Laborer 01136748 (V)
7514 General Laborer 01127469 (V)
3436 Arborist Technician Supervisor I 01138164
(V) 1404 Clerk 01136702
3410 Apprentice Gardener 01131600 (V)
7514 General Laborer 01131576 (V)
3422 Park Section Supervisor 01152306 (V)
3374 Volunteer/Outreach Coordinator 01152297

Building Design and Construction
Proposed FY25 Organization Chart

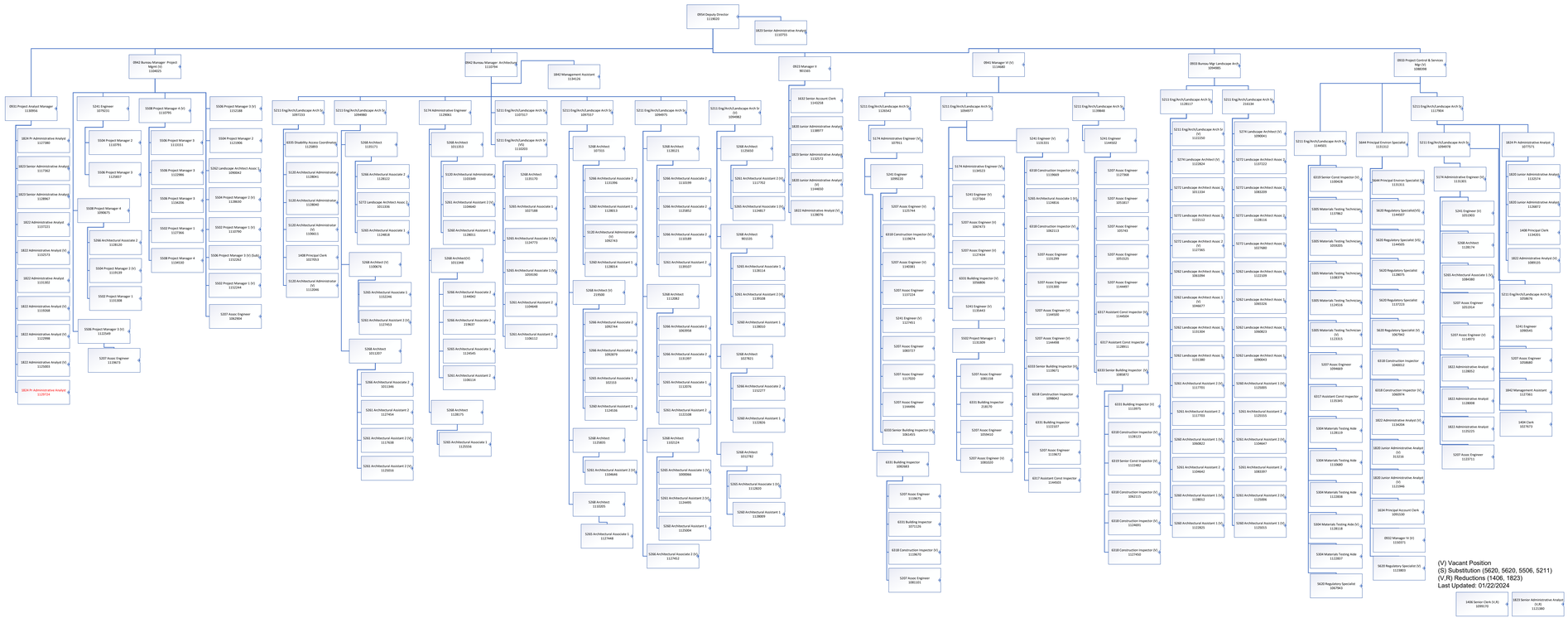

IDC Office Administration

Proposed FY25 Organization Chart

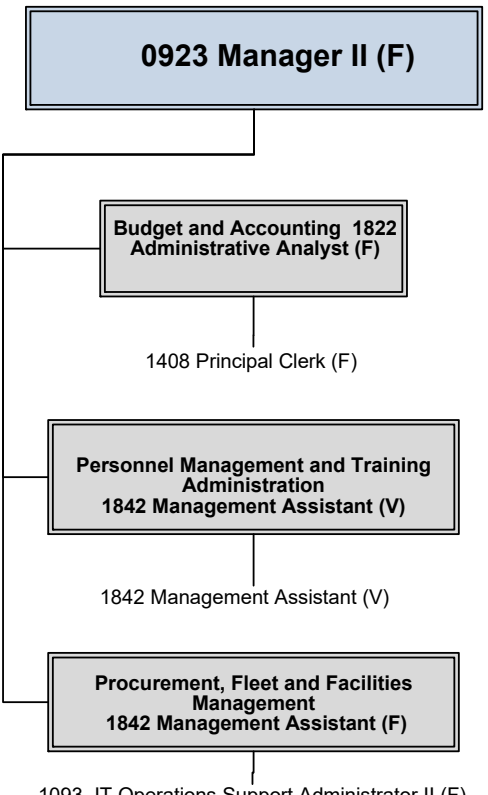

Current – As of 1/17/2024

Legend
(V) - Vacant
(F) - Filled

IDC Bureau of Construction Management
Proposed FY25 Organization Chart - Budgeted Positions

Bureau of Construction Management
0942 Manager VII (F)

- 1823 Senior Administrative Analyst (V)
- 1822 Administrative Analyst (F)

Deputy Bureau Manager
5212 Principal Engineer (V)

Construction Management 1
5211 Senior Engineer (F)

Redevelopment

5174 Administrative Engineer (F)
5207 Associate Engineer (F)
5207 Associate Engineer (V)
5207 Associate Engineer (V)
5207 Associate Engineer (F)
6319 Senior Inspector (V)
6318 Inspector (F)

Capital Projects 3

5174 Administrative Engineer (F)
5241 Engineer (F)
5207 Associate Engineer (V)
5207 Associate Engineer (F)
5207 Associate Engineer (F)
5207 Associate Engineer (F)
6318 Inspector (F)
6318 Inspector (F)
6318 Inspector (V)
6318 Inspector (F)
6318 Inspector (V)

Construction Management 2
5211 Senior Engineer (F)

SFPUC WWE

5241 Engineer (F)
5241 Engineer (F)
5207 Associate Engineer (F)
5207 Associate Engineer (F)
5207 Associate Engineer (F)
6318 Inspector (F) (P-Sub to 6319)
6319 Senior Inspector (V)
6319 Senior Inspector (V)
6318 Inspector (F)
6318 Inspector (F)
6318 Inspector (V)

Capital Projects 2

5174 Administrative Engineer (V)
5241 Engineer (F)
5241 Engineer (F)
5241 Engineer (F)
5207 Associate Engineer (V)
5207 Associate Engineer (F)
5207 Associate Engineer (F)
5207 Associate Engineer (F)
5207 Associate Engineer (F)
5207 Associate Engineer (F)
5207 Associate Engineer (F)
5207 Associate Engineer (F)
5207 Associate Engineer (F)
5207 Associate Engineer (F)
5207 Associate Engineer (F)
6319 Senior Inspector (F)
6318 Inspector (F)
6318 Inspector (F)
6318 Inspector (F)
6318 Inspector (V)
6318 Inspector (V)
6318 Inspector (F)

Project Controls 5211
Senior Engineer (F)

Project Controls

5241 Engineer (F)
5241 Engineer (F)
5207 Associate Engineer (V)
5207 Associate Engineer (F)
5207 Associate Engineer (F)
5207 Associate Engineer (F)
5207 Associate Engineer (F)

Deputy Bureau Manager
5212 Principal Engineer (V)

Construction Management 3
5211 Senior Engineer (F)

Capital Projects 1

5211 Senior Engineer (V)
5241 Engineer (F)
5241 Engineer (F)
5207 Associate Engineer (V)
5207 Associate Engineer (V)
5207 Associate Engineer (V)
5207 Associate Engineer (F)
5207 Associate Engineer (F)
5207 Associate Engineer (F)
5207 Associate Engineer (V)
5207 Associate Engineer (F)
5207 Associate Engineer (V)
5207 Associate Engineer (V)
5207 Associate Engineer (F)
6319 Senior Inspector (F)
6319 Senior Inspector (F)
6318 Inspector (V)
6318 Inspector (V)
6318 Inspector (F)
6318 Inspector (F)
6318 Inspector (F)
6318 Inspector (V)
5241 Engineer (V)
6318 Inspector (V)
6318 Inspector (V)
6318 Inspector (V)
6317 Junior Inspector (V)
5241 Engineer (F)
5207 Associate Engineer (F)
5207 Associate Engineer (F)
5207 Associate Engineer (F)
5207 Associate Engineer (F)

Construction Management 4
5211 Senior Engineer (F)

Treasure Island Development

5241 Engineer (F)
5207 Associate Engineer (V)
5207 Associate Engineer (F)
5207 Associate Engineer (V)
6318 Inspector (V)
6318 Inspector (V)
6318 Inspector (F)
6317 Junior Inspector (V)

Legend

(V) - Vacant
(F) - Filled
P-Sub – Proposed Substitution

Current – 1/16/2024

IDC Bureau of Engineering
Proposed FY25 Organization Chart - Budgeted Postions

Bureau of Engineering
0942 Manager VII (F)

- 1842 Management Assistant (V)
- 1844 Sr. Mgmt Assistant (V)

Infrastructure Systems & Facilities
5212 Principal Engineer (F)

- 1840 Jr Management Assistant (V)

Electrical Engineering
0933 Manager V (F)

- 1824 Pr Administrative Analyst (V)

Building Systems
5174 Administrative Engineer (V)

- 5241 Engineer
- 5207 Associate Engineer
- 5207 Associate Engineer
- 5207 Associate Engineer
- 5207 Associate Engineer (V)
- 5207 Associate Engineer
- 5364 Engineering Associate I
- 5362 Engineering Assistant (V)

Industrial/ Building Systems
5174 Administrative Engineer (V)

- 5241 Engineer (V)
- 5207 Associate Engineer
- 5207 Associate Engineer
- 5207 Associate Engineer
- 5207 Associate Engineer
- 5207 Associate Engineer
- 5207 Associate Engineer
- 5207 Associate Engineer (V)
- 5364 Engineering Associate I (V)

Traffic Signals & Street Lights
5241 Engineer (V)

- 5207 Associate Engineer
- 5207 Associate Engineer (V)
- 5207 Associate Engineer
- 5207 Associate Engineer
- 5207 Associate Engineer

CADD & Data Mgmt
1822 Administrative Analyst (V)

- 1408 Principal Clerk
- 1404 Clerk

Mechanical Engineering
0933 Manager V (F)

- 1820-Administative Analyst (F)

Industrial Facilities
5211 Senior Engineer (V)

PUC Water/AWSS

- 5241 Engineer (F)
- 5207 Associate Engineer (F)
- 5207 Associate Engineer (V)
- 5207 Associate Engineer (V)
- 5207 Associate Engineer (V)

PUC WWE
5174 Administrative Engineer

- 5241 Engineer (V)
- 5207 Associate Engineer (F)
- 5207 Associate Engineer (F)
- 5207 Associate Engineer (V)
- 5207 Associate Engineer (V)

Building Systems
1070 IS Project Director(V)

DPH/RPD/MTA

- 5241 Engineer (F)
- 5207 Associate Engineer (F)
- 5207 Associate Engineer (F)
- 5207 Associate Engineer (F)
- 5207 Associate Engineer (F)
- 5207 Associate Engineer (F)

PUC/ESER/SFPL

- 5207 Associate Engineer (F)
- 5207 Associate Engineer (V)
- 5207 Associate Engineer (V)
- 5207 Associate Engineer (F)
- 5207 Associate Engineer (F)

Revit/CAD Support
5366 Engineering Associate 2

- 5207 Associate Engineer (V)
- 5362 Engineering Assistant (F)
- 5362 Engineering Assistant (F)

Hydraulic Engineering
5212 Principal Engineer (V)

- 5211 Senior Engineer (F)
- 1820 Junior Administrative Analyst (V)

Capital Projects
5211 Senior Engineer (F)

- 5241 Engineer (V)

Capital Projects 1
5241 Engineer

- 5207 Associate Engineer (F)
- 5207 Associate Engineer (F)
- 5207 Associate Engineer (F)
- 5207 Associate Engineer (V)
- 5207 Associate Engineer (V)
- 5207 Associate Engineer (F)
- 5207 Associate Engineer (F)
- 5207 Associate Engineer (F)

Capital Projects 2
5241 Engineer (V)

- 5207 Associate Engineer (F)
- 5207 Associate Engineer (F)
- 5207 Associate Engineer (V)
- 5207 Associate Engineer (V)
- 5207 Associate Engineer (V)
- 5207 Associate Engineer (F)
- 5207 Associate Engineer (F)

Technical Services/QA/QC 5174
Administrative Engineer (F)

- 5207 Associate Engineer (F)
- 5207 Associate Engineer (V)
- 1063 IS Programmer Analyst Senior (F)
- 1842 Management Assistant (F)
- 1824 Pr Administrative Analyst (F)
- 1823 Senior Administrative Analyst (V)

H&H Modeling
5241 Engineer (F)

- 5207 Associate Engineer (F)
- 5207 Associate Engineer (V)
- 5207 Associate Engineer (F)
- 5207 Associate Engineer (F)
- 5207 Associate Engineer (F)

CAD/GIS

- 5366 Engineering Associate II (F)
- 5366 Engineering Associate II (F)
- 5366 Engineering Associate II (V)
- 5364 Engineering Associate I (F)
- 5364 Engineering Associate I (F)
- 5364 Engineering Associate I (F)
- 5364 Engineering Associate I (V)
- 5362 Engineering Assistant (F)
- 5362 Engineering Assistant (V)
- 5362 Engineering Assistant (V)

Replacement and Renewal
5174 Administrative Engineer (F)

R&R 1
5241 Engineer (F)

- 5207 Associate Engineer (F)
- 5207 Associate Engineer (V)
- 5207 Associate Engineer (V)
- 5207 Associate Engineer (F)
- 5207 Associate Engineer (F)
- 5207 Associate Engineer (F)
- 5207 Associate Engineer (F)

R&R 2
5241 Engineer (F)

- 5602 Utility Specialist (F)
- 5207 Associate Engineer (F)
- 5207 Associate Engineer (V)
- 5207 Associate Engineer (V)
- 5207 Associate Engineer (V)
- 5207 Associate Engineer (F)
- 5207 Associate Engineer (F)
- 5207 Associate Engineer (F)

Streets & Structures
5212 Principal Engineer (F)

Streets & Highways
0933 Manager V (V)

Curb Ramp Projects
5174 Administrative Engineer (F)

Curb Ramp Projects 1
5241 Engineer (F)

- 5207 Associate Engineer (F)
- 5207 Associate Engineer (F)
- 5207 Associate Engineer (F)
- 5207 Associate Engineer (F)
- 5364 Engineering Associate I (F)

Curb Ramp Projects 2
5241 Engineer (V)

- 5207 Associate Engineer (V)
- 5207 Associate Engineer (F)
- 5207 Associate Engineer (F)
- 5207 Associate Engineer (F)
- 5201 Junior Engineer (V)
- 5201 Junior Engineer (V)

Capital Projects
5174 Administrative Engineer (F)

Capital 1
5241 Engineer (F)

- 5207 Associate Engineer (F)
- 5207 Associate Engineer (F)
- 5207 Associate Engineer (F)
- 5207 Associate Engineer (F)
- 5207 Associate Engineer (F)

Capital 2 (Streetscape/MTA)
5241 Engineer (F)

- 5207 Associate Engineer (F)
- 5207 Associate Engineer (F)
- 5207 Associate Engineer (V)
- 5207 Associate Engineer (V)
- 5207 Associate Engineer (V)

Paving & BMS Projects 5174
Administrative Engineer (F)

Pavement Renovation Projects
5241 Engineer (V)

- 5207 Associate Engineer (V)
- 5207 Associate Engineer (V)
- 5207 Associate Engineer (F)
- 5207 Associate Engineer (F)
- 5207 Associate Engineer (F)
- 5207 Associate Engineer (F)
- 5207 Associate Engineer (F)
- 5362 Engineering Assistant (V)

Better Market Street
5241 Engineer

- 5207 Associate Engineer (F)
- 5207 Associate Engineer (F)
- 5207 Associate Engineer (F)
- 5207 Associate Engineer (V)
- 5207 Associate Engineer (F)
- 5207 Associate Engineer (F)

Structural Engineering
5212 Principal Engineer (F)

Infrastructure
5218 Structural Engineer (V)

- 5207 Associate Engineer (F)
- 5207 Associate Engineer (F)
- 5207 Associate Engineer (F)
- 5207 Associate Engineer (F)
- 5207 Associate Engineer (V)
- 5207 Associate Engineer (V)

Buildings
5211 Senior Engineer (V)

- 5207 Associate Engineer (F)
- 5207 Associate Engineer (F)
- 5207 Associate Engineer (F)

Roadway & Marine Structure
5218 Structural Engineer (F)

- 5241 Engineer (F)
- 5207 Associate Engineer (F)
- 5207 Associate Engineer (F)
- 5207 Associate Engineer (V)
- 5207 Associate Engineer (F)
- 5207 Associate Engineer (V)

Geotechnical
5241 Engineer (F)

- 5241 Engineer (F)
- 5241 Engineer (F)
- 5207 Associate Engineer (V)

Drafting/CAD Support

- 5364 Engineering Associate I (F)
- 5364 Engineering Associate I (F)
- 5364 Engineering Associate I (F)
- 5364 Engineering Associate I (F)

Roadway Structures Program

- 5207 Associate Engineer (V)

Disability Access Coordinator
6335 Disability Access Coordinator (F)

- 5241 Engineer (F)
- 5207 Associate Engineer (F)
- 5207 Associate Engineer (F)
- 5207 Associate Engineer (V)
- 1450 Executive Secretary I (F)

Regulatory Affairs
0932 Manager IV - (F)

- 5620 Regulatory Specialist (F)
- 5620 Regulatory Specialist (F)
- 1820 Junior Management Assistant (F)

Legend

(V) - Vacant
(F) - Filled
P-Sub – Proposed Substitution

Current – 1/16/2024

IDC Project Management
FY25 Organization Chart - Budgeted Positions

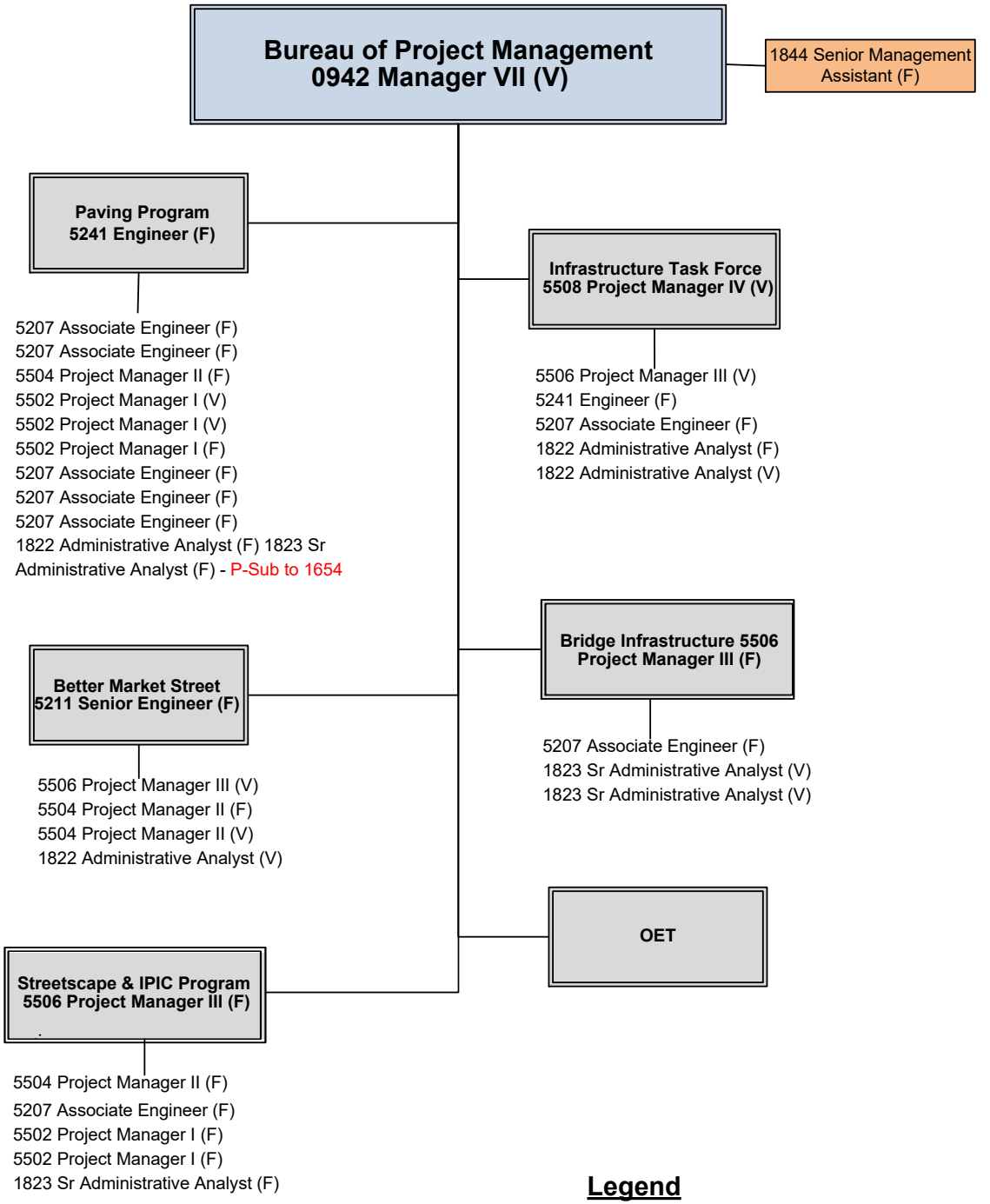

Legend

(V) - Vacant

(F) - Filled

P-Sub - proposed position substitution

Current - 1/16/2024

Bureau of Street Environmental Services
Proposed FY26 Organization Chart

Deputy Director Operations Division
0954 Deputy Director IV
01119046

Budgeted Positions Total (342)

Bureau of Street Environmental Services
0942 Manager VII
01119077 (V)

- 1634 Principal Account Clerk 01011361
- 1824 Principal Administrative Analyst 01155165
- 1842 Management Assistant 01128024 (V-R)
- 1840 Junior Management Assistant 01134122
- 7215 General Laborer Supervisor I 01148704

0933 Manager V
01136640 (V)

- 1823 Senior Administrative Analyst 01136176 (V)
- 1842 Management Assistant 01136699

0932 Manager IV
01088416

- 7281 Street Environmental Services Operations Supervisor 01086852
  - 7215 General Laborer Supervisor I 01089407
    - 7501 Environmental Service Worker 01127480
    - 7514 General Laborer 01071594
    - 7514 General Laborer 01098054
    - 7514 General Laborer 01131582
    - 7514 General Laborer 01134234 (V)
  - 7215 General Laborer Supervisor I 01134224
  - 7514 General Laborer 01127400
- 7281 Street Environmental Services Operations Supervisor 01096081
  - 7215 General Laborer Supervisor I 01026183
    - 7215 General Laborer Supervisor I 01119206 (V)
    - 7514 General Laborer 01026168
    - 7514 General Laborer 01045380
    - 7514 General Laborer 01071602 (V)
    - 7514 General Laborer 01071608
    - 7514 General Laborer 01127501
  - 7215 General Laborer Supervisor I 01131370
    - 7215 General Laborer Supervisor I 01011378
      - 7514 General Laborer 01127407
    - 7501 Environmental Service Worker 01127476
    - 7514 General Laborer 00202320
    - 7514 General Laborer 01026200
    - 7514 General Laborer 01093240 (V)
    - 7514 General Laborer 01131583
- 7281 Street Environmental Services Operations Supervisor 01132275
  - 7215 General Laborer Supervisor I 01018645
    - 7514 General Laborer 01093241
  - 7215 General Laborer Supervisor I 01026179
  - 7215 General Laborer Supervisor I 01128186
    - 7355 Truck Driver 00000275
    - 7355 Truck Driver 00411561
    - 7355 Truck Driver 01095899
    - 7355 Truck Driver 01144569
    - 7514 General Laborer 00101508
    - 7514 General Laborer 00202323
    - 7514 General Laborer 00202324 (V)
    - 7514 General Laborer 00904720
    - 7514 General Laborer 01011409
    - 7514 General Laborer 01022428 (V)
    - 7514 General Laborer 01026177
    - 7514 General Laborer 01043276
    - 7514 General Laborer 01043278
    - 7514 General Laborer 01044527
    - 7514 General Laborer 01069333
    - 7514 General Laborer 01069346
    - 7514 General Laborer 01082596
    - 7514 General Laborer 01127495
    - 7514 General Laborer 01134231
    - 7514 General Laborer 01134238
    - 7514 General Laborer 01134240
  - 7355 Truck Driver 00106459
  - 7355 Truck Driver 00604020
  - 7355 Truck Driver 01002738
  - 7355 Truck Driver 01018066
  - 7355 Truck Driver 01069365
  - 7355 Truck Driver 01069861
  - 7355 Truck Driver 01072107 (V)
  - 7355 Truck Driver 01079278
  - 7355 Truck Driver 01095902
  - 7355 Truck Driver 01096949
  - 7355 Truck Driver 01123064
  - 7355 Truck Driver 01123066
  - 7355 Truck Driver 01123068 (V)
  - 7355 Truck Driver 01127295
  - 7355 Truck Driver 01128059
  - 7355 Truck Driver 01128063
  - 7355 Truck Driver 01131573
  - 7355 Truck Driver 01134228
  - 7355 Truck Driver 01139742
  - 7355 Truck Driver 01144567
  - 7514 General Laborer 01069319
  - 7514 General Laborer 01069330
  - 7514 General Laborer 01134232 (V)
- 7355 Truck Driver 01032924
- 7355 Truck Driver 01128985
- 7514 General Laborer 00312037
- 7514 General Laborer 01030864
- 7514 General Laborer 01069344
- 7514 General Laborer 01069771 (V)

0932 Manager IV
01088403

- 7215 General Laborer Supervisor I 01006768
  - 7514 General Laborer 00312314
  - 7514 General Laborer 01011388
  - 7514 General Laborer 01026174
  - 7514 General Laborer 01069353
  - 7514 General Laborer 01069358
  - 7514 General Laborer 01069782
  - 7514 General Laborer 01093237
  - 7514 General Laborer 01127497
  - 7514 General Laborer 01127507
- 7281 Street Environmental Services Operations Supervisor 01045564
  - 7215 General Laborer Supervisor I 01011395
    - 7215 General Laborer Supervisor I 01131595 (V)
    - 7514 General Laborer 01032717
    - 7514 General Laborer 01071591
    - 7514 General Laborer 01082714
    - 7514 General Laborer 01131584 (V)
  - 7514 General Laborer 00904817
- 7281 Street Environmental Services Operations Supervisor 01045567 (V)
- 7281 Street Environmental Services Operations Supervisor 01069820 (V)
  - 7215 General Laborer Supervisor I 01089408
    - 7514 General Laborer 01097807
  - 7215 General Laborer Supervisor I 01122953
    - 7501 Environmental Service Worker 01127481
    - 7514 General Laborer 01023568 (V)
    - 7514 General Laborer 01026178
    - 7514 General Laborer 01043280
    - 7514 General Laborer 01071604
    - 7514 General Laborer 01082719
    - 7514 General Laborer 01127489 (R)
    - 7514 General Laborer 01127498
    - 7514 General Laborer 01134235 (V)
- 7281 Street Environmental Services Operations Supervisor 01086854 (V)
  - 7215 General Laborer Supervisor I 00312311
    - 7514 General Laborer 00202682
    - 7514 General Laborer 01032718
    - 7514 General Laborer 01069347
    - 7514 General Laborer 01096837
    - 7514 General Laborer 01131579
    - 7514 General Laborer 01134245
- 7281 Street Environmental Services Operations Supervisor 01086773 (V)
  - 7215 General Laborer Supervisor I 00310130
    - 7215 General Laborer Supervisor I 01011387 (V)
      - 7514 General Laborer 01082710
    - 7514 General Laborer 01026175
    - 7514 General Laborer 01134250
  - 7215 General Laborer Supervisor I 01126041
    - 7215 General Laborer Supervisor I 01003416 (V)
      - 7514 General Laborer 00202315 (V)
      - 7514 General Laborer 01082718 (V)
    - 7215 General Laborer Supervisor I 01119207
      - 7514 General Laborer 01018065
      - 7514 General Laborer 01032721 (V)
    - 7355 Truck Driver 00107758
    - 7355 Truck Driver 00700974
    - 7355 Truck Driver 01018651
    - 7355 Truck Driver 01046220
    - 7355 Truck Driver 01051170
    - 7355 Truck Driver 01065366
    - 7355 Truck Driver 01123065
    - 7355 Truck Driver 01130164
    - 7355 Truck Driver 01131572
    - 7514 General Laborer 00000911
    - 7514 General Laborer 00202684
    - 7514 General Laborer 01022423
    - 7514 General Laborer 01022427
    - 7514 General Laborer 01027108
    - 7514 General Laborer 01030865
    - 7514 General Laborer 01030866 (V)
    - 7514 General Laborer 01032720
    - 7514 General Laborer 01069322
    - 7514 General Laborer 01071598
    - 7514 General Laborer 01127395
    - 7514 General Laborer 01127397
    - 7514 General Laborer 01127401
    - 7514 General Laborer 01127496
    - 7514 General Laborer 01127500
    - 7514 General Laborer 01131586
    - 7514 General Laborer 01134248
- 7355 Truck Driver 00406112
- 7355 Truck Driver 00600430
- 7355 Truck Driver 01034957
- 7355 Truck Driver 01051079
- 7355 Truck Driver 01054403
- 7355 Truck Driver 01095796
- 7355 Truck Driver 01134230
- 7355 Truck Driver 01144570
- 7355 Truck Driver 01152289

- 7281 Street Environmental Services Operations Supervisor 01091069
  - 7215 General Laborer Supervisor I 01011379
    - 7514 General Laborer 01018063
    - 7514 General Laborer 01127492
    - 7514 General Laborer 01131580
  - 7215 General Laborer Supervisor I 01045558
    - 7501 Environmental Service Worker 01127479
    - 7514 General Laborer 00600966 (V)
    - 7514 General Laborer 01043281
    - 7514 General Laborer 01069339
    - 7514 General Laborer 01069343 (V)
    - 7514 General Laborer 01069345
    - 7514 General Laborer 01069767
    - 7514 General Laborer 01071609
    - 7514 General Laborer 01082709
    - 7514 General Laborer 01082716
    - 7514 General Laborer 01127398
    - 7514 General Laborer 01134233
  - 7215 General Laborer Supervisor I 01152298
    - 7514 General Laborer 01152287
    - 7514 General Laborer 01152292
    - 7514 General Laborer 01152294 (V)
    - 7514 General Laborer 01152300 (V)
    - 7514 General Laborer 01152304
    - 7514 General Laborer 01152305
    - 7514 General Laborer 01152307 (V)
- 7281 Street Environmental Services Operations Supervisor 01122646 (V)
- 7281 Street Environmental Services Operations Supervisor 01134225
  - 7215 General Laborer Supervisor I 01035438
    - 7501 Environmental Service Worker 01127478
    - 7514 General Laborer 01022425
    - 7514 General Laborer 01043282
    - 7514 General Laborer 01043284 (V)
    - 7514 General Laborer 01046224
    - 7514 General Laborer 01069770
    - 7514 General Laborer 01082706 (V)
    - 7514 General Laborer 01082720
    - 7514 General Laborer 01127406 (V)
    - 7514 General Laborer 01127409
    - 7514 General Laborer 01127508
    - 7514 General Laborer 01131876 (V)
    - 7514 General Laborer 01134243
- 7355 Truck Driver 01127464
- 7215 General Laborer Supervisor I 01046223
  - 7355 Truck Driver 00803777
- 7215 General Laborer Supervisor I 01155152
- 7215 General Laborer Supervisor I 01155157
- 7514 General Laborer 01041161
- 7514 General Laborer 01148706 (V)
- 7514 General Laborer 01148707
- 7514 General Laborer 01148708
- 7514 General Laborer 01148709
- 7514 General Laborer 01032724
- 7514 General Laborer 01069316
- 7514 General Laborer 01123589
- 7514 General Laborer 01127493
- 7514 General Laborer 00405934
- 7514 General Laborer 01131581
- 7514 General Laborer 01155140
- 7514 General Laborer 01155142
- 7514 General Laborer 01155143
- 7514 General Laborer 01155144
- 7514 General Laborer 01155145
- 7514 General Laborer 01155148
- 7514 General Laborer 01155149
- 7514 General Laborer 01155150
- 7514 General Laborer 01155151
- 7514 General Laborer 01155154
- 7514 General Laborer 01155158
- 7514 General Laborer 01155160
- 7514 General Laborer 01155167
- 7514 General Laborer 01155168
- 7514 General Laborer 01155169

0932 Manager IV
01090292

- 2917 Program Support Analyst 01116151
  - 6230 Street Inspector 01155161
  - 6230 Street Inspector 01155163
- 7281 Street Environmental Services Operations Supervisor 01117138
  - 7215 General Laborer Supervisor I 01026181
    - 7514 General Laborer 01030863
    - 7514 General Laborer 01093236
    - 7514 General Laborer 01098055
    - 7514 General Laborer 01127394
    - 7514 General Laborer 01127402
    - 7514 General Laborer 01127403 (V)
    - 7514 General Laborer 01127408
    - 7514 General Laborer 01127483 (V)
    - 7514 General Laborer 01134244
    - 7514 General Laborer 01134247
    - 7514 General Laborer 01134251
  - 7215 General Laborer Supervisor I 01096797
  - 7215 General Laborer Supervisor I 01126042
    - 7514 General Laborer 01071595
    - 7514 General Laborer 01082712 (V)
    - 7514 General Laborer 01127491
    - 7514 General Laborer 01131578 (V)
    - 7514 General Laborer 01131585
  - 7514 General Laborer 01043274
- 7281 Street Environmental Services Operations Supervisor 01134226
  - 7215 General Laborer Supervisor I 01089406
    - 7514 General Laborer 00202305
    - 7514 General Laborer 01011410 (V)
    - 7514 General Laborer 01044525 (V)
    - 7514 General Laborer 01044526
    - 7514 General Laborer 01086644
    - 7514 General Laborer 01093239
  - 7215 General Laborer Supervisor I 01134222
    - 7514 General Laborer 01069327
    - 7514 General Laborer 01071587
  - 7514 General Laborer 01120275
- 7281 Street Environmental Services Operations Supervisor 01148705
  - 7215 General Laborer Supervisor I 01011396
    - 2917 Program Support Analyst 01125452
    - 7215 General Laborer Supervisor I 01126040
      - 6230 Street Inspector 01134249 (V)
    - 7501 Environmental Service Worker 01127482 (V)
    - 7514 General Laborer 00406105 (V)
    - 7514 General Laborer 01022424 (V)
    - 7514 General Laborer 01022426
    - 7514 General Laborer 01032722
    - 7514 General Laborer 01082707
    - 7514 General Laborer 01127469 (V-R)
    - 7514 General Laborer 01127470 (V-R)
    - 7514 General Laborer 01127471 (V-R)
    - 7514 General Laborer 01127472 (V-R)
    - 7514 General Laborer 01127473 (V-R)
    - 7514 General Laborer 01127474 (V-R)
    - 7514 General Laborer 01127475 (V-R)
    - 7514 General Laborer 01127484 (V)
    - 7514 General Laborer 01127485 (V)
    - 7514 General Laborer 01127486
    - 7514 General Laborer 01127487
    - 7514 General Laborer 01134241
    - 7514 General Laborer 01134242
    - 7514 General Laborer 01134246
  - 7215 General Laborer Supervisor I 01128185
    - 7514 General Laborer 01030292
    - 7514 General Laborer 01134252
  - 7514 General Laborer 01134236
- 7281 Street Environmental Services Operations Supervisor 01091070
  - 7215 General Laborer Supervisor I 01026847 (V)
  - 7215 General Laborer Supervisor I 01127455
    - 7514 General Laborer 01023567
    - 7514 General Laborer 01026166
    - 7514 General Laborer 01041154
    - 7514 General Laborer 01069774
    - 7514 General Laborer 01069775
    - 7514 General Laborer 01071588
    - 7514 General Laborer 01071596
    - 7514 General Laborer 01071601
    - 7514 General Laborer 01071603
    - 7514 General Laborer 01134237 (V)
    - 7514 General Laborer 01134239
  - 7215 General Laborer Supervisor I 01134223
- 7281 Street Environmental Services Operations Supervisor 01155166
- 7501 Environmental Service Worker 01127477
- 7514 General Laborer 01127499
- 7355 Truck Driver 01128058
- 7355 Truck Driver 01087159
- 7355 Truck Driver 01095904
- 7355 Truck Driver 01144568
- 7355 Truck Driver 01127465

DDO
0932 Manager IV
01117729

- 0922 Manager I 01136179
- 0922 Manager I 01139762
- 1310 Public Relations Assistant 01134221 (V)
- 2917 Program Support Analyst 01127488
  - 1312 Public Information Officer 01125459
  - 1314 Public Relations Officer 01136407 (V)
- 2917 Program Support Analyst 01131340
- 1406 Senior Clerk 01154456
- 2917 Program Support Analyst 01052826
  - 1312 Public Information Officer 01125456
  - 2917 Program Support Analyst 01118270
- 1704 Communications Dispatcher I 01049716
- 1704 Communications Dispatcher I 01062135
- 1704 Communications Dispatcher I 01072434
- 1704 Communications Dispatcher I 01076130 (V)
- 1704 Communications Dispatcher I 01107893
- 1704 Communications Dispatcher I 01128002
- 1704 Communications Dispatcher I 01131346
- 1704 Communications Dispatcher I 01131347 (V)
- 1704 Communications Dispatcher I 01131348
- 1704 Communications Dispatcher I 01144566
- 1312 Public Information Officer 01125455
- 1312 Public Information Officer 01125457
- 1312 Public Information Officer 01125458 (V)
- 1312 Public Information Officer 01127494
- 1312 Public Information Officer 01134133
- 2917 Program Support Analyst 01127505 (V)
- 1312 Public Information Officer 01136526 (V)
- 1820 Junior Administrative Analyst 01139635 (V)
- 1822 Administrative Analyst 01139764
- 9922 PS Aide to Prof 01155732

FY2025-26 Annual Budget

Bureau of Street Use and Mapping

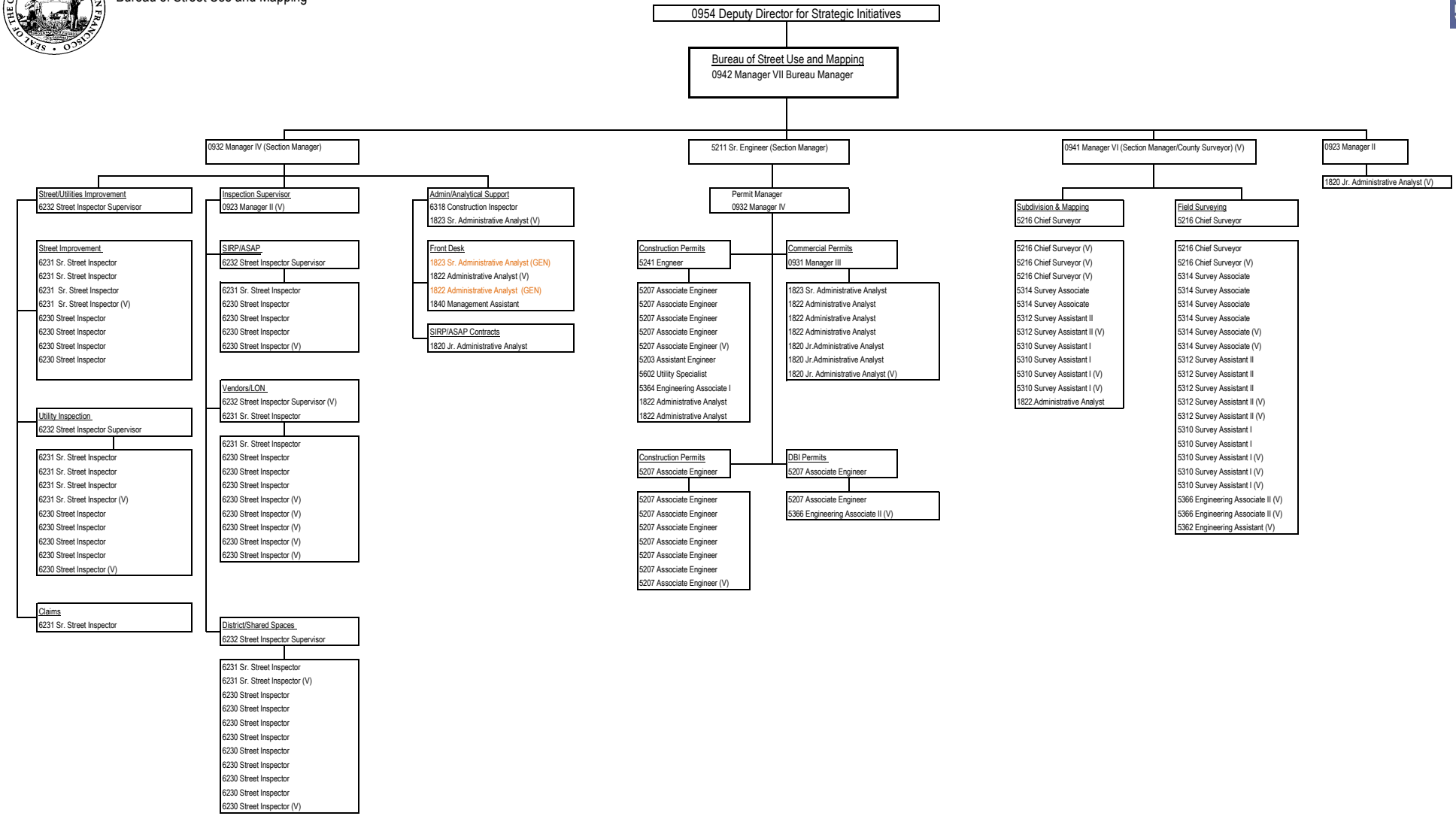

Department: **DPW - Public Works**

Contract: **Yard Operations and Street Tree Nursery (21362)**

SEC. 2.15 SUPPLEMENTAL REPORTS REQUIRED

Any officer, department or agency seeking Board approval of a contract for personal services under Charter Section 10.104(15) shall submit a supplemental report to the Board of Supervisors in connection with the contract and the Controller's certification.

The report shall summarize the essential terms of the proposed contract and address the following subjects:

1. The department's basis for proposing the Prop J certification;

   The contract results in savings in salary and benefits to the City above the costs associated with the contract. The savings will allow funds to be used on other projects and urgent requests.

2. The impact, if any, the contract will have on the provision of services covered by the contract, including a comparison of specific levels of service, in measurable units where applicable, between the current level of service and those proposed under the contract. For contract renewals, a comparison shall be provided between the level of service in the most recent year the service was provided by City employees and the most recent year the service was provided by the contractor;

   The contractor who provides the services specializes in administering security services, allowing the City to focus resources on providing other essential services. The contractor can easily scale the workforce up or down based on the City's needs without commitment to full-time staffing.

3. The department's proposed or, for contract renewals, current oversight and reporting requirements for the services covered by the contract:

   The Operations Manager oversees the security services program which includes the review of timesheets and records to ensure work was performed prior to approving payment.

4. The contractor's proposed or, for contract renewals, current wages and benefits for employees covered under the contract, and the contractor's current labor agreements for employees providing the services covered by the contract:

   The contractor pays the mandated minimum wage and provides required health benefits for full time employees as required by local law.

5. The department's proposed or, for contract renewals, current procedures for ensuring the contractor's ongoing compliance with all applicable contracting requirements, including Administrative Code Chapter 12P (the Minimum Compensation Ordinance), Chapter 12Q (the Health Care Accountability Ordinance); and Section 12B.1(b) (the Equal Benefits Ordinance);

   Accounting and Finance staff monitor vendor status in PeopleSoft and hold off on any invoice payments until compliance violations are resolved through the relevant department.

6. The department's plan for City employees displaced by the contract; and,

Any security guard employed by the City can be transitioned to an open 9922 or similar classification with a salary step range that matches current salary.

7. A discussion, including timelines and cost estimates, of under what conditions the service could be provided in the future using City employees. (Added by Ord. 105-04, File No. 040594, App. 6/10/2004):

If costs associated with the contract exceed the cost savings to the city in salary and benefits, then the service would be better provided by City employees.

8. Changes in any elements of the Contractor and/or City side since the prior approved Prop J.

N/A

9. Name and job title of the person completing this questionnaire:

Joyce Lee-Yip, Senior Administrative Analyst; Lorena Guadiana, Principal Administrative Analyst

PROPJ ANALYSIS SUMMARY

FISCAL YEAR	**2025-26**
Department:	DPW - Public Works
Contract:	Yard Operations and Street Tree Nursery (21362)

City cost if services are not contracted out		***Low Range***		***High Range***
Total Annual Salary	$	357,130	$	526,358
Total Other Pay	$	78,518	$	94,260
Total Fringe Benefits	$	194,165	$	233,835
Additional City Costs	$	84,348	$	88,566
	$	**714,161**	**$**	**943,019**
City cost if services are contracted out				
Contract Cost	$	554,544	$	609,998
Contract Monitoring	$	8,257	$	10,238
	$	**562,801**	**$**	**620,236**
City savings from contracting out, Savings/(Cost)				
	$	151,360	$	322,783
		21.19%		**34.23%**

FISCAL YEAR	**2026-27**
Department:	DPW - Public Works
Contract:	Yard Operations and Street Tree Nursery (21362)

City cost if services are not contracted out		***Low Range***		***High Range***
Total Annual Salary	$	370,660	$	546,296
Total Other Pay	$	78,518	$	94,260
Total Fringe Benefits	$	204,765	$	245,365
Additional City Costs	$	0	$	0
	$	**653,943**	**$**	**885,921**
City cost if services are contracted out				
Contract Cost	$	0	$	0
Contract Monitoring	$	8,600	$	10,650
	$	**8,600**	**$**	**10,650**
City savings from contracting out, Savings/(Cost)				
	$	645,343	$	875,271
		98.68%		**98.80%**

CONTRACT COSTS DETAILS

Department: DPW - Public Works

Contract: Yard Operations and Street Tree Nursery (21362)

FY 2026 Contract Monitoring Costs:

vJCName	Job Class	FTE	FY 2025-26 Personnel Cost Low	FY 2025-26 Personnel Cost High
Manager II	0923_C	0.04	$ 8,257	$ 10,238
	Sum:	**0.04**	**$ 8,257**	**$ 10,238**

Reasons for no contract monitoring

N/A

FY 2026 Contract Cost Calculation

List of all contract components	Nbr of Units	Notes / Unit Measure	FY 2025-26 Low Estimate	FY 2025-26 High Estimates
FT Security Guards	4.82		$ 532,342	$ 585,576
As-Needed Security Guards	0.19		$ 22,202	$ 24,422
		Total Non-Personnel Costs:	**$ 554,544**	**$ 609,998**

ESTIMATED TOTAL CONTRACT **$ 562,801** **$ 620,236**

Comments/Assumptions

1) Contract cost is being calculated by straight time rate plus 10% contingency

CONTRACT COSTS DETAILS

Contract Cost Source of Data

Straight time rate and the estimated working hours.

Contract's Year of Data

2025

Contract cost based on RFP?

The cost is based on estimates from approved OCA contractor for Departments with Prop J Authority; RE: OCA Master Agreements - OCA Contract ID TC86005A to TC86005E

FY 2027 Contract Monitoring Costs:

vJCName	Job Class	FTE	FY 2026-27 Personnel Cost Low	FY 2026-27 Personnel Cost High
Manager II	0923_C	0.04	$ 8,600	$ 10,650
	Sum:	**0.04**	**$ 8,600**	**$ 10,650**

Reasons for no contract monitoring

N/A

CONTRACT COSTS DETAILS

FY 2027 Contract Cost Calculation

List of all contract components	Nbr of Units	Notes / Unit Measure	FY 2026-27 Low Estimate	FY 2026-27 High Estimates
FT Security Guards	0		$ 0	$ 0
		Total Non-Personnel Costs:	**$ 0**	**$ 0**

ESTIMATED TOTAL CONTRACT **$ 8,600** **$ 10,650**

Comments/Assumptions

1) Contract cost is being calculated by straight time rate plus 10% contingency

Contract Cost Source of Data

Straight time rate and the estimated working hours.

Contract's Year of Data

2025

Contract cost based on RFP?

The cost is based on estimates from approved OCA contractor for Departments with Prop J Authority; RE: OCA Master Agreements - OCA Contract ID TC86005A to TC86005E

CONTRACT COSTS DETAILS

CITY COSTS ESTIMATES

Department: DPW - Public Works

Contract: Yard Operations and Street Tree Nursery (21362)

FY 2026 Projected Personnel Costs

vJCName	Job Class	FTE	FY 2025-26 Personnel Cost Low	FY 2025-26 Personnel Cost High
Manager II	0923_C	0.04	$ 8,257	$ 10,238
Security Guard	8202_C	5.60	$ 543,038	$ 749,955
Holiday Pay - Miscellaneous			$ 13,241	$ 15,894
Overtime - Miscellaneous			$ 44,132	$ 52,981
Premium Pay - Miscellaneous			$ 21,145	$ 25,385
	Sum:	**5.64**	**$ 629,813**	**$ 854,453**

FY 2026 Projected Non-Personnel Costs

Item Description	Nbr of Units	Notes/Unit Measures	FY 2025-26 Low Estimate	FY 2025-26 High Estimates
Uniform Allowance	6	$735/unit	$ 4,793	$ 5,032
Radios	1	$761/unit	$ 761	$ 799
Vehicle (SUV-electric) + Maintenance	1	$54,000/unit	$ 51,611	$ 54,192
Security Equipment (pepper spray, bullet proof vest and trainings)	6	$2,100/unit	$ 12,600	$ 13,230
Health Services 581 (MOU required screenings)	6	$105/unit	$ 630	$ 662
Tariff Contingency 20%	1		$ 13,953	$ 14,651
		Total Non-Personnel Costs:	**$ 84,348**	**$ 88,566**

ESTIMATED TOTAL CITY COST	**$ 714,161**	**$ 943,019**

CITY COSTS ESTIMATES

Comments/Assumptions

1. Salary levels reflect proposed salary rates effective July 1, 2025. Costs are represented as annual 12 month costs.
2. Variable fringe benefits consist of Social Security, Medicare, employer retirement, employee retirement pick-up and long-term disability, where applicable.
3. Fixed fringe benefits consist of health and dental rates plus an estimate of dependent coverage.

FY 2027 Projected Personnel Costs

vJCName	Job Class	FTE	FY 2026-27 Personnel Cost Low	FY 2026-27 Personnel Cost High
Manager II	0923_C	0.04	$ 8,600	$ 10,650
Security Guard	8202_C	5.60	$ 566,825	$ 781,011
Holiday Pay - Miscellaneous			$ 13,241	$ 15,894
Overtime - Miscellaneous			$ 44,132	$ 52,981
Premium Pay - Miscellaneous			$ 21,145	$ 25,385
	Sum:	**5.64**	**$ 653,943**	**$ 885,921**

FY 2027 Projected Non-Personnel Costs

Item Description	Nbr of Units	Notes/Unit Measures	FY 2026-27 Low Estimate	FY 2026-27 High Estimates
Uniform Allowance	0	$735/unit	$ 0	$ 0
		Total Non-Personnel Costs:	**$ 0**	**$ 0**

ESTIMATED TOTAL CITY COST **$ 653,943** **$ 885,921**

CITY COSTS ESTIMATES

Comments/Assumptions

1. Salary levels reflect proposed salary rates effective July 1, 2025. Costs are represented as annual 12 month costs.
2. Variable fringe benefits consist of Social Security, Medicare, employer retirement, employee retirement pick-up and long-term disability, where applicable.
3. Fixed fringe benefits consist of health and dental rates plus an estimate of dependent coverage.

DPW - Public Works

Yard Operations and Street Tree Nursery (21362)

COMPARATIVE COSTS OF CONTRACTING VS. IN-HOUSE SERVICES

FISCAL YEAR 2025-26

PROJECTED PERSONNEL COSTS

vJCName	Job Class	FTE	FY 2025-26 Personnel Cost Low	FY 2025-26 Personnel Cost High
Manager II	0923_C	0.04	$ 8,257	$ 10,238
Security Guard	8202_C	5.60	$ 543,038	$ 749,955
Holiday Pay - Miscellaneous			$ 13,241	$ 15,894
Overtime - Miscellaneous			$ 44,132	$ 52,981
Premium Pay - Miscellaneous			$ 21,145	$ 25,385
	Sum:	**5.64**	**$ 629,813**	**$ 854,453**

ADDITIONAL CITY COSTS

Item Description	Nbr of Units	Notes / Unit Measure	FY 2025-26 Low Estimate	FY 2025-26 High Estimate
Uniform Allowance	6	$735/unit	$ 4,793	$ 5,032
Radios	1	$761/unit	$ 761	$ 799
Vehicle (SUV-electric) + Maintenance	1	$54,000/unit	$ 51,611	$ 54,192
Security Equipment (pepper spray, bullet proof vest and trainings)	6	$2,100/unit	$ 12,600	$ 13,230
Health Services 581 (MOU required screenings)	6	$105/unit	$ 630	$ 662
Tariff Contingency 20%	1		$ 13,953	$ 14,651
		Total Non-Personnel Costs:	**$ 84,348**	**$ 88,566**

ESTIMATED TOTAL CITY COST	**$ 714,161**	**$ 943,019**

COST COMPARISON SUMMARY

ESTIMATED TOTAL CITY COST	$ 714,161	$ 943,019
LESS: ESTIMATED TOTAL CONTRACT COST	$ 562,801	$ 620,236
ESTIMATED SAVINGS	**$ 151,360**	**$ 322,783**
% of Savings to City Cost	**21.19%**	**34.23%**

DPW - Public Works

Yard Operations and Street Tree Nursery (21362)

COMPARATIVE COSTS OF CONTRACTING VS. IN-HOUSE SERVICES

FISCAL YEAR 2026-27

PROJECTED PERSONNEL COSTS

vJCName	Job Class	FTE	FY 2026-27 Personnel Cost Low	FY 2026-27 Personnel Cost High
Manager II	0923_C	0.04	$ 8,600	$ 10,650
Security Guard	8202_C	5.60	$ 566,825	$ 781,011
Holiday Pay - Miscellaneous			$ 13,241	$ 15,894
Overtime - Miscellaneous			$ 44,132	$ 52,981
Premium Pay - Miscellaneous			$ 21,145	$ 25,385
	Sum:	**5.64**	**$ 653,943**	**$ 885,921**

ADDITIONAL CITY COSTS

Item Description	Nbr of Units	Notes / Unit Measure	FY 2026-27 Low Estimate	FY 2026-27 High Estimate
Uniform Allowance	0	$735/unit	$ 0	$ 0
		Total Non-Personnel Costs:	**$ 0**	**$ 0**

ESTIMATED TOTAL CITY COST	**$ 653,943**	**$ 885,921**

COST COMPARISON SUMMARY

ESTIMATED TOTAL CITY COST	$ 653,943	$ 885,921
LESS: ESTIMATED TOTAL CONTRACT COST	$ 8,600	$ 10,650
ESTIMATED SAVINGS	**$ 645,343**	**$ 875,271**
% of Savings to City Cost	**98.68%**	**98.80%**

City and County of San Francisco

COIT - Dept Request and Submission

Summary - COIT Request + Dept Matching

Run Date: 2/19/25

Run Time: 10:18:50 AM

Project Owner	COIT Ref Cd	Dept Grp	New Form ID	Technology Project Title	# of Attachments	GFS Not Flag	Dept Matching JCs & FTE	COIT Funding Requested JCs & FTE (current staffing detail)	Total Project Cost	FY 2024-25 COIT Prior Year Approved	FY 2025-26 COIT Prior Year Approved	FY 2025-26 COIT Base	FY 2025-26 Dept Matching	FY 2025-26 COIT Request	FY 2025-26 Total Cost Submission	FY 2026-27 COIT Base	FY 2026-27 Dept Matching	FY 2026-27 COIT Request	FY 2026-27 Total Cost Submission

City and County of San Francisco

COIT - Dept Request and Submission

Summary - Dept Funded ONLY

Run Date: 2/19/25

Run Time: 10:18:50 AM

Project Owner	COIT Ref Cd	Dept Grp	Form ID	Technology Project Title	# of Attachments	Dept Funded JCs & FTE	Total Project Cost	FY 2025-26 Dept Funded	FY 2026-27 Dept Funded
DPW	21541_DPW	DPW	21541	Project and Construction Management System			3,500,000	907,900	907,900
DPW	21542_DPW	DPW	21542	Permit and Inspection System			2,716,005	310,557	321,427
DPW	21543_DPW	DPW	21543	EAM Cloud Migration			1,200,000	200,000	200,000
DPW	21544_DPW	DPW	21544	M-Files Implementation (RMS)			550,000	150,000	200,000

Dept:	DPW	**Executive Sponsor:**	Albert Ko, Bruce Robertson
Project:	Project and Construction Management System	**Project Manager:**	Wayne Chan
Ref:	Form: 21541 / Ref Cd: 21541_DPW	**Product Owner Business Lead:**	Magdalena Ryor, Ed Yee, Laura Tanigawa, Michelle Woo

Project Budget

	FY 2025-26 BY Original	FY 2025-26 Year 1	FY 2026-27 Year 2	Two Year Total Amt
Dept Funded	N/A	907,900	907,900	1,815,800

Dept Funded Staffing

FTE & Job Class
No dept funded staffing

Objective

As simply as possible, state the goal of this project. Include short-term and long-term goals.

This project was submitted to COIT several years ago. Here is resubmission for the new budget system

Implement an industry standard project and construction management system to streamline our capital project management and delivery

Strategic Goals

		Dept Response
ICT	*Which Information and Communication Technology strategic goals does the project support most?*	City Operations that are Efficient and Cost-Effective
Citywide	*How would the proposed project support citywide strategic goals, including citywide equity goals if relevant? (1-2 sentences)*	Improve the citywide capital project management to ensure the quality, reduce cost, and timely delivery
Department	*Please identify an specific Department strategic goals or objectives this project is aligne diwth, including Department equiity goals if relevant. (4-5 sentences)*	Improve the the efficiency and effectiveness of capital projects management to reach the following goals: 1. Establishing an industry's standard capital project management process 2. Implementing an unified project and construction management system to support the standard process 3. Creating a master record management store for all capital projects 4. Developing a collaboration platform for all stakeholders for for improved transparency

Justification & Info

		Dept Response
FY Start		2023
FY End		2026
Total Project Cost	*What is the total cost, from start to finish and prior to maintenance?*	$3500000

Dept:	DPW	**Executive Sponsor:**	Albert Ko, Bruce Robertson
Project:	Project and Construction Management System	**Project Manager:**	Wayne Chan
Ref:	Form: 21541 / Ref Cd: 21541_DPW	**Product Owner Business Lead:**	Magdalena Ryor, Ed Yee, Laura Tanigawa, Michelle Woo

Justification & Info		*Dept Response*
Importance of Project	*What are the consequences of not doing this project? If relevant, please include whether this project is needed to meet a new legal requirement.*	We will not be able to improve the management of capital projects with the result of delayed projects, cost overrun, and potential low quality results.
Maintenance & Support	*If known, please provide the following:* *a) Total annual maintenance and support cost,* *b) First fiscal year in which this cost would occur, and* *c) Last fiscal year in which this cost would likely occur, given the expected life of the system.*	Software Cost $540,000 per year with up to 3% increase
Additional Justification		We have completed the phase one of the the project and most construction management functions are available
GFS Request	*Is General Fund support needed from the COIT Allocation? (Yes/No)*	No
Dept Highest Priority	*Is this your Department's highest priority project? (Yes/No)*	Yes
Critical for Operation	*Will the planned technology be a critical system for department operations? (Yes/No)*	No Definition: A critical system is essential to the continued functioning of your department, even in the event of an emergency. When it fails or is interrupted, business operations would be significantly impacted
Resident Facing	*Will the proposed project provide resident facing services?*	No
Dept(s) Consulted	*Have you consulted with Department of Technology staff about project requirements?*	
Project Type	*What type of project is being proposed?*	Replacement of legacy technology
Theme		Major IT Project
Project Lifecycle Stage	*What stage in the project lifecycle are you in?* *For Planning and Design, please complete the Details section.*	Development

Project Details: Planning & Design		*Dept Response*
Similar Solutions of Other Dept	*How do other agencies inside the City address this problem?*	

Dept:	DPW	**Executive Sponsor:**	Albert Ko, Bruce Robertson
Project:	Project and Construction Management System	**Project Manager:**	Wayne Chan
Ref:	Form: 21541 / Ref Cd: 21541_DPW	**Product Owner Business Lead:**	Magdalena Ryor, Ed Yee, Laura Tanigawa, Michelle Woo

Project Details: Planning & Design

		Dept Response
Citywide	*Are other departments potentially interested in using your technology?*	Improve the citywide capital project management to ensure the quality, reduce cost, and timely delivery
System Life Expectancy	*What's the expected life of the system?*	
Est. Upgrade Cycle and Cost	*What's the anticipated upgrade cycle and cost?*	1) Major upgrade cycle frequence: ___ yrs 2) Major pupgrade cost per cycle: ___ 3) Regular upgrade cycle frequencey: __yrs 4) Regular upgrade cost per cycle: ___
Digitial Access./ Incl. Standard	*Does this request align with Digitial Accessibilty and Inclusion Standard ? (Yes/ No)*	No

Project Details: Data Collection

Select the characteristic(s) and identify the highest classification level of the data that will be contained in the system. Please refer to the City's Data Classification Standard for details on each level.

Financal	N	**Business Data**	N	**High Transaction (# or $)**	N
Personal Health	N	**Residential Data**	N	**High Volume**	N

Highest Classification Level of Data in the System:	NA - Select from List
	1. Public *2. Internal Use* *3. Sensitive* *4. Protected*

Dept:	DPW	**Executive Sponsor:**	Alaric Degrafinried
Project:	Permit and Inspection System	**Project Manager:**	Eric Thrasher
Ref:	Form: 21542 / Ref Cd: 21542_DPW	**Product Owner Business Lead:**	Bernie Tse

Project Budget

	FY 2025-26 BY Original	FY 2025-26 Year 1	FY 2026-27 Year 2	Two Year Total Amt
Dept Funded	N/A	310,557	321,427	631,984

Dept Funded Staffing

FTE & Job Class
No dept funded staffing

Objective

As simply as possible, state the goal of this project. Include short-term and long-term goals.

Continuation of licensing fee for the new SAAS permitting and inspection system for Public Works. The new system will provide greater transparency into the permitting process, provide an online portal for applicants, streamline processing, improve permit and 311 inspections. Implementation of the new system was paid for through another Tech Marketplace contract and is currently underway.

Strategic Goals

		Dept Response
ICT	*Which Information and Communication Technology strategic goals does the project support most?*	City Operations that are Efficient and Cost-Effective
Citywide	*How would the proposed project support citywide strategic goals, including citywide equity goals if relevant? (1-2 sentences)*	The permit system supports the City's goal of revitalizing the City and increasing housing by streamlining and reducing permit times.
Department	*Please identify an specific Department strategic goals or objectives this project is aligne diwth, including Department equiity goals if relevant. (4-5 sentences)*	The system supports Strategic Goal 3: Revitalizing the City, Objective 3B: Support citywide housing priorities and initiatives. One of the actions of this goal is to reduce permit approval time by 50%, increase transparency of the process, improve accessibility, and improve ease of use. The new system will provide online permit applications, tracking, and review and will streamline permit processing.

Justification & Info

		Dept Response
FY Start		2024
FY End		2032
Total Project Cost	*What is the total cost, from start to finish and prior to maintenance?*	2716005.39

Dept:	DPW	**Executive Sponsor:**	Alaric Degrafinried
Project:	Permit and Inspection System	**Project Manager:**	Eric Thrasher
Ref:	Form: 21542 / Ref Cd: 21542_DPW	**Product Owner Business Lead:**	Bernie Tse

Justification & Info

		Dept Response
Importance of Project	*What are the consequences of not doing this project? If relevant, please include whether this project is needed to meet a new legal requirement.*	The legacy permitting system is over 20 years old and needs to be replaced. Public Work has already invested over $1/5M in implementation and licensing for this system.
Maintenance & Support	*If known, please provide the following:* *a) Total annual maintenance and support cost,* *b) First fiscal year in which this cost would occur, and* *c) Last fiscal year in which this cost would likely occur, given the expected life of the system.*	
Additional Justification		
GFS Request	*Is General Fund support needed from the COIT Allocation? (Yes/No)*	No
Dept Highest Priority	*Is this your Department's highest priority project? (Yes/No)*	No
Critical for Operation	*Will the planned technology be a critical system for department operations? (Yes/No)*	Yes Definition: A critical system is essential to the continued functioning of your department, even in the event of an emergency. When it fails or is interrupted, business operations would be significantly impacted
Resident Facing	*Will the proposed project provide resident facing services?*	Yes
Dept(s) Consulted	*Have you consulted with Department of Technology staff about project requirements?*	
Project Type	*What type of project is being proposed?*	Replacement of legacy technology
Theme		Business Specific
Project Lifecycle Stage	*What stage in the project lifecycle are you in?* *For Planning and Design, please complete the Details section.*	Development

Project Details: Planning & Design

		Dept Response
Similar Solutions of Other Dept	*How do other agencies inside the City address this problem?*	

Dept:	DPW	**Executive Sponsor:**	Alaric Degrafinried
Project:	Permit and Inspection System	**Project Manager:**	Eric Thrasher
Ref:	Form: 21542 / Ref Cd: 21542_DPW	**Product Owner Business Lead:**	Bernie Tse

Project Details: Planning & Design

		Dept Response
Citywide	*Are other departments potentially interested in using your technology?*	The permit system supports the City's goal of revitalizing the City and increasing housing by streamlining and reducing permit times.
System Life Expectancy	*What's the expected life of the system?*	
Est. Upgrade Cycle and Cost	*What's the anticipated upgrade cycle and cost?*	1) Major upgrade cycle frequence: ___ yrs 2) Major pupgrade cost per cycle: ___ 3) Regular upgrade cycle frequencey: __yrs 4) Regular upgrade cost per cycle: ___
Digitial Access./ Incl. Standard	*Does this request align with Digitial Accessibilty and Inclusion Standard ? (Yes/ No)*	No

Project Details: Data Collection

Select the characteristic(s) and identify the highest classification level of the data that will be contained in the system. Please refer to the City's Data Classification Standard for details on each level.

Financal	N	**Business Data**	N	**High Transaction (# or $)**	N
Personal Health	N	**Residential Data**	N	**High Volume**	N

Highest Classification Level of Data in the System:	NA - Select from List
	1. Public *2. Internal Use* *3. Sensitive* *4. Protected*

Dept:	DPW	**Executive Sponsor:**	Bruce Robertson
Project:	EAM Cloud Migration	**Project Manager:**	Thai Ngo
Ref:	Form: 21543 / Ref Cd: 21543_DPW	**Product Owner Business Lead:**	Dijaida Durden

Project Budget

	FY 2025-26 BY Original	FY 2025-26 Year 1	FY 2026-27 Year 2	Two Year Total Amt
Dept Funded	N/A	200,000	200,000	400,000

Dept Funded Staffing

FTE & Job Class
No dept funded staffing

Objective

As simply as possible, state the goal of this project. Include short-term and long-term goals.

Migrate the current Enterprise Asset Management (EAM) system to the cloud to take advantage the latest in technology, like AI and improved functionality and easier maintenance to support our strategic goal of rolling out the life cycle asset management for all city assets under our management

Strategic Goals

		Dept Response
ICT	*Which Information and Communication Technology strategic goals does the project support most?*	City Operations that are Efficient and Cost-Effective
Citywide	*How would the proposed project support citywide strategic goals, including citywide equity goals if relevant? (1-2 sentences)*	Establishing a reliable, functional rich, and sustainable system to manage all city assets efficiently and effectively.
Department	*Please identify an specific Department strategic goals or objectives this project is aligne diwth, including Department equiity goals if relevant. (4-5 sentences)*	DPW wishes to reach the following objectives via this project: 1. Improve the overall reliability and sustainability of the system 2. Reduce the maintenance cost and resource to allow limited IT staff to focus on addressing business issues 3. Ensure the system to have the necessary support for the latest industry best practices for assets management 4. Take advantage of new features such as AI for improved data collection and process improvement

Justification & Info

		Dept Response
FY Start		2025
FY End		2028
Total Project Cost	*What is the total cost, from start to finish and prior to maintenance?*	$1200000

Dept:	DPW	**Executive Sponsor:**	Bruce Robertson
Project:	EAM Cloud Migration	**Project Manager:**	Thai Ngo
Ref:	Form: 21543 / Ref Cd: 21543_DPW	**Product Owner Business Lead:**	Dijaida Durden

Justification & Info		*Dept Response*
Importance of Project	*What are the consequences of not doing this project? If relevant, please include whether this project is needed to meet a new legal requirement.*	We will not be able to implement the full life cycle asset management process effectively for all city assets, which will cause high maintenance cost, higher replacement cost and maintenance delay etc. and our community will be negatively impacted.
Maintenance & Support	*If known, please provide the following:* *a) Total annual maintenance and support cost,* *b) First fiscal year in which this cost would occur, and* *c) Last fiscal year in which this cost would likely occur, given the expected life of the system.*	
Additional Justification		Moving to the cloud is a proven industry best practice and we have to get there to fully take advantage of all the benefits a cloud-native SaaS solution offers.
GFS Request	*Is General Fund support needed from the COIT Allocation? (Yes/No)*	No
Dept Highest Priority	*Is this your Department's highest priority project? (Yes/No)*	No
Critical for Operation	*Will the planned technology be a critical system for department operations? (Yes/No)*	Yes Definition: A critical system is essential to the continued functioning of your department, even in the event of an emergency. When it fails or is interrupted, business operations would be significantly impacted
Resident Facing	*Will the proposed project provide resident facing services?*	No
Dept(s) Consulted	*Have you consulted with Department of Technology staff about project requirements?*	
Project Type	*What type of project is being proposed?*	Replacement of legacy technology
Theme		Major IT Project
Project Lifecycle Stage	*What stage in the project lifecycle are you in?* *For Planning and Design, please complete the Details section.*	Planning

Project Details: Planning & Design		*Dept Response*
Similar Solutions of Other Dept	*How do other agencies inside the City address this problem?*	MTA is using the same system in the cloud

Dept:	DPW	**Executive Sponsor:**	Bruce Robertson
Project:	EAM Cloud Migration	**Project Manager:**	Thai Ngo
Ref:	Form: 21543 / Ref Cd: 21543_DPW	**Product Owner Business Lead:**	Dijaida Durden

Project Details: Planning & Design

		Dept Response
Citywide	*Are other departments potentially interested in using your technology?*	Establishing a reliable, functional rich, and sustainable system to manage all city assets efficiently and effectively.
System Life Expectancy	*What's the expected life of the system?*	None
Est. Upgrade Cycle and Cost	*What's the anticipated upgrade cycle and cost?*	10 years
Digitial Access./ Incl. Standard	*Does this request align with Digitial Accessibilty and Inclusion Standard ? (Yes/ No)*	Yes

Project Details: Data Collection

Select the characteristic(s) and identify the highest classification level of the data that will be contained in the system. Please refer to the City's Data Classification Standard for details on each level.

Financal	N	**Business Data**	Y	**High Transaction (# or $)**	Y
Personal Health	N	**Residential Data**	N	**High Volume**	Y
Highest Classification Level of Data in the System:	Public				

Dept:	DPW	**Executive Sponsor:**	Bruce Robertson
Project:	M-Files Implementation (RMS)	**Project Manager:**	Vincent Kwok
Ref:	Form: 21544 / Ref Cd: 21544_DPW	**Product Owner Business Lead:**	Jerome Hou

Project Budget

	FY 2025-26 BY Original	FY 2025-26 Year 1	FY 2026-27 Year 2	Two Year Total Amt
Dept Funded	N/A	150,000	200,000	350,000

Dept Funded Staffing

FTE & Job Class
No dept funded staffing

Objective

As simply as possible, state the goal of this project. Include short-term and long-term goals.

Implement a federated document and record management system to manage our huge volume of documents across many legacy system for each retrieving and archiving

Strategic Goals

		Dept Response
ICT	*Which Information and Communication Technology strategic goals does the project support most?*	City Operations that are Efficient and Cost-Effective
Citywide	*How would the proposed project support citywide strategic goals, including citywide equity goals if relevant? (1-2 sentences)*	Provide an easy access and sharing documents citywide
Department	*Please identify an specific Department strategic goals or objectives this project is aligne diwth, including Department equiity goals if relevant. (4-5 sentences)*	Implement a federated record and document management system to manage documents across diverse storage systems to 1. improve documents search and share 2. replace some home grown and legacy storage solutions 3. migrate selected documents to the cloud for easy access by cloud-based systems

Justification & Info

		Dept Response
FY Start		2025
FY End		2028
Total Project Cost	*What is the total cost, from start to finish and prior to maintenance?*	$550000

Dept:	DPW	**Executive Sponsor:**	Bruce Robertson
Project:	M-Files Implementation (RMS)	**Project Manager:**	Vincent Kwok
Ref:	Form: 21544 / Ref Cd: 21544_DPW	**Product Owner Business Lead:**	Jerome Hou

Justification & Info		*Dept Response*
Importance of Project	*What are the consequences of not doing this project? If relevant, please include whether this project is needed to meet a new legal requirement.*	We will not be able to resolve some major document management issues include data integrity,
Maintenance & Support	*If known, please provide the following:* *a) Total annual maintenance and support cost,* *b) First fiscal year in which this cost would occur, and* *c) Last fiscal year in which this cost would likely occur, given the expected life of the system.*	No addition support cost beyond the maintenance included in the annual usage license
Additional Justification		
GFS Request	*Is General Fund support needed from the COIT Allocation? (Yes/No)*	No
Dept Highest Priority	*Is this your Department's highest priority project? (Yes/No)*	No
Critical for Operation	*Will the planned technology be a critical system for department operations? (Yes/No)*	Yes Definition: A critical system is essential to the continued functioning of your department, even in the event of an emergency. When it fails or is interrupted, business operations would be significantly impacted
Resident Facing	*Will the proposed project provide resident facing services?*	No
Dept(s) Consulted	*Have you consulted with Department of Technology staff about project requirements?*	
Project Type	*What type of project is being proposed?*	Replacement of legacy technology
Theme		Digitation & Document/Record Management
Project Lifecycle Stage	*What stage in the project lifecycle are you in?* *For Planning and Design, please complete the Details section.*	Development

Project Details: Planning & Design		*Dept Response*
Similar Solutions of Other Dept	*How do other agencies inside the City address this problem?*	Planning

Dept:	DPW	**Executive Sponsor:**	Bruce Robertson
Project:	M-Files Implementation (RMS)	**Project Manager:**	Vincent Kwok
Ref:	Form: 21544 / Ref Cd: 21544_DPW	**Product Owner Business Lead:**	Jerome Hou

Project Details: Planning & Design

		Dept Response
Citywide	*Are other departments potentially interested in using your technology?*	Provide an easy access and sharing documents citywide
System Life Expectancy	*What's the expected life of the system?*	None, a cloud solution
Est. Upgrade Cycle and Cost	*What's the anticipated upgrade cycle and cost?*	10 years
Digitial Access./ Incl. Standard	*Does this request align with Digitial Accessibilty and Inclusion Standard ? (Yes/ No)*	Yes

Project Details: Data Collection

Select the characteristic(s) and identify the highest classification level of the data that will be contained in the system. Please refer to the City's Data Classification Standard for details on each level.

Financal	Y	**Business Data**	Y	**High Transaction (# or $)**	N
Personal Health	N	**Residential Data**	N	**High Volume**	N
Highest Classification Level of Data in the System:	Internal Use				

GFS Type	Dept Grp	COIT Form ID	COIT Ref Cd	COIT Project Title	Division	Division Title	Section	Section Title	Dept ID	Dept ID Title	Fund	Fund Title	Project-Activity	Project Title	Project Type	Activity Title	Authority	Authority Title	Account	Account Title	Agency Use	Agency Use Title	Job Class	FY 2024-25 Original FTE	FY 2024-25 Original	FY 2025-26 Original FTE	FY 2025-26 Original	Base FTE	FY 2025-26 Base	FY 2025-26 COIT Request FTE	FY 2025-26 COIT Request	FY 2025-26 COIT Recommended	FY 2026-27 Base FTE	FY 2026-27 Base	FY 2026-27 COIT Request FTE	FY 2026-27 COIT Request	FY 2026-27 COIT Recommended FTE	FY 2026-27 COIT Recommended

Last Refresh: 4-Jul-24

City and County of San Francisco

DRAFT - Fiscal Proposal and Dashboard

Doc Date: 3/7/2025

Filter List

Doc Time: 10:18:00 AM

Unit ID	Unit Delayed?	Service Delayed?	Fund Source	Fund Type	Unit Fund No.	Unit Fund Title	Unit Project Title	Dept Fiscal CFB Detail	CSFA Funded CFB Detail	Project Number	Project Name	FY2025-26 Total Budget	FY2026-27 Total Budget	FY 2025-26 Salary Amount	FY 2025-26 Fringe Amount	FY 2025-26 Non-Personnel Amount	FY 2026-27 Salary Amount	FY 2026-27 Fringe Amount	FY 2026-27 Non-Personnel Amount	Operation Statement	Primary Service Area	Unit Type	FTE	Vacancy	Filled by	Position Number	HR Position Detail	Objective	Citywide Strategic Alignment	Department Strategic Intent	Project Lead	Priority	Project Support Needed	Importance of Project	Additional Justification	Maintenance & Support	Service Reductions at Risky Rates	Unit Employment Stability	Can Upgrade Cycle on Fast	Capital Project Request	Need Type: New Asset Request	Need Type: Asset Renewal	Need Type: Asset Growth	Need Type: Asset Maintenance	Need Type: Asset Disposal	Risk Consequence
1	No	No	1G	GFD	10000	GFD_GFD	Administration and Support of Fire Department Programs			001	Admin	10,000,000	10,000,000	5,000,000	2,000,000	3,000,000	5,000,000	2,000,000	3,000,000	Fire Administration	Fire Administration	Support Unit	10	1	9	1234, 1235, 1236, 1237, 1238, 1239, 1240, 1241, 1242, 1243	Support Unit Staff	Administration and support of Fire Department programs, to ensure continuation for 10% new fiscal cycle.	Emergency Response: Ensures rapid and effective emergency response to protect lives and property. Infrastructure: Maintains and upgrades critical infrastructure to support emergency operations. Collaboration: Fosters partnerships with other city departments and agencies to support the Fire Department's mission and goals.	Fire Chief	Priority 1 - Critical	Mandated	Administration and support of Fire Department programs, to ensure continuation for 10% new fiscal cycle.																Medium
2	No	No	1G	GFD	10000	GFD_GFD	Department Inspection Program			002	Insp	5,000,000	5,000,000	2,500,000	1,000,000	1,500,000	2,500,000	1,000,000	1,500,000	Fire Inspection	Fire Inspection	Support Unit	5	0	5	1244, 1245, 1246, 1247, 1248	Inspection Staff	Inspection and enforcement of fire safety regulations to ensure compliance and protect public safety.	Emergency Response: Ensures rapid and effective emergency response to protect lives and property. Infrastructure: Maintains and upgrades critical infrastructure to support the Fire Department's mission and goals. Collaboration: Fosters partnerships with other city departments and agencies to support the Fire Department's mission and goals.	Fire Chief	Priority 2 - Important	Mandated	The inspection system supports the Office goals of establishing city-wide and increasing recovery through inspection and ongoing staff duties.																Medium
3	No	No	1G	GFD	10000	GFD_GFD	Training and Education			003	Train	2,000,000	2,000,000	1,000,000	400,000	600,000	1,000,000	400,000	600,000	Training Division	Training	Support Unit	2	0	2	1249, 1250	Training Staff	Training and education of fire department personnel to ensure they are well-prepared for emergency response and other duties.	Emergency Response: Ensures rapid and effective emergency response to protect lives and property. Infrastructure: Maintains and upgrades critical infrastructure to support the Fire Department's mission and goals. Collaboration: Fosters partnerships with other city departments and agencies to support the Fire Department's mission and goals. Training: Provides comprehensive training and education to fire department personnel to ensure they are well-prepared for emergency response and other duties.	Fire Chief	Priority 3 - Necessary	Mandated	The training system supports the Office goals of establishing city-wide and increasing recovery through inspection and ongoing staff duties.																Medium
4	No	No	1G	GFD	10000	GFD_GFD	Fleet and Equipment			004	Fleet	3,000,000	3,000,000	1,500,000	600,000	900,000	1,500,000	600,000	900,000	Fleet and Equipment	Fleet and Equipment	Support Unit	3	0	3	1251, 1252, 1253	Fleet and Equipment Staff	Maintenance and management of fire department vehicles and equipment to ensure they are safe and reliable for emergency response.	Emergency Response: Ensures rapid and effective emergency response to protect lives and property. Infrastructure: Maintains and upgrades critical infrastructure to support the Fire Department's mission and goals. Collaboration: Fosters partnerships with other city departments and agencies to support the Fire Department's mission and goals. Fleet and Equipment: Maintains and manages a reliable fleet of vehicles and equipment to support emergency response and other duties.	Fire Chief	Priority 4 - Important	Mandated	Maintenance and management of fire department vehicles and equipment to ensure they are safe and reliable for emergency response.																Medium
5	No	No	1G	GFD	10000	GFD_GFD	Public Information Office			005	PIO	1,000,000	1,000,000	500,000	200,000	300,000	500,000	200,000	300,000	Public Information	Public Information	Support Unit	1	0	1	1254	Public Information Staff	Communication and outreach to the public to ensure they are informed and engaged in fire safety and prevention efforts.	Emergency Response: Ensures rapid and effective emergency response to protect lives and property. Infrastructure: Maintains and upgrades critical infrastructure to support the Fire Department's mission and goals. Collaboration: Fosters partnerships with other city departments and agencies to support the Fire Department's mission and goals. Public Information: Provides timely and accurate information to the public and media to promote fire safety and prevention.	Fire Chief	Priority 5 - Routine	Mandated	Timely and effective communication is key to public trust and engagement in fire safety and prevention.		Reduced public information and outreach efforts, potentially leading to decreased public trust and engagement.	Moderate														Medium