



EARLY INTERVENTION SYSTEM

2nd Quarter 2025

San Francisco Police Department

1245 3rd Street

San Francisco, Ca 94158

www.sanfranciscopolice.org





Table of Contents

Preface.....	3
Indicator Points.....	4
EIS Alert.....	5
Executive Summary	5
2nd Quarter 2025 Alerts.....	6
Interventions.....	8
Central Station	9
Southern Station	10
Bayview Station	11
Mission Station	12
Northern Station	13
Park Station.....	14
Richmond Station	15
Ingleside Station	16
Taraval Station	17
Tenderloin Station	18
Airport Bureau	19
Specialized Units/Details.....	21
Comprehensive Data	31



Preface

The San Francisco Police Department's Early Intervention System (EIS) is a structured system that identifies patterns of potential at-risk behaviors of individual SFPD members. An EIS alert is generated when a member reaches a specific number of Indicator Points in a predefined time period. The alert generated by the EIS Unit should not be misconstrued as misconduct, but rather an indication of a potential pattern of behavior. The intent of the system is to provide **non-disciplinary intervention** to assist our members in their professional development to provide the highest level of service and satisfaction to the public (outlined in DGO 3.19).

It is the policy of the Department to provide for the protection and confidentiality of the EIS records maintained by the Department that are peace officer personnel records under 832.7 PC.

This report is produced on a quarterly basis by the EIS Unit and presented to the Police Commission. The report contains data regarding current EIS alerts and historical data for comparison.

While an officer's Use of Force (UOF) is one of several performance Indicator Points utilized by EIS, the EIS Quarterly Report is not a review of UOF, nor does it purport to be. The data contained in the report has not undergone statistical analysis and is presented prima facie, without conclusions. However, any follow-up made by supervisors or through intervention is meant to ensure members comply with department policy and is intended to break a pattern of behavior. Additional data (e.g., number of calls for service, district demographics, etc.) is presented to provide context for the report, and no correlations between the data and the EIS alert are explicitly made or should be inferred.



Indicator Points

Indicator Points¹ are factors tracked in EIS that are given a numerical value to allow for scoring. Each Indicator Point is one point.

Abbrev	Indicator	Description
UOF	Use of Force	Any application of a reportable Use of Force is counted as one Indicator Point. Applications of different types of force by the same officer during the same incident will only have a single Indicator Point assigned.
DPA	Department of Police Accountability	The mission of the Department of Police Accountability is to investigate complaints promptly, fairly and impartially against San Francisco police officers. An individual complaint received by DPA is assigned as one Indicator Point.
CS	Civil Lawsuit	If a member is named in a civil lawsuit filed against the City & County of San Francisco, one Indicator Point is assigned.
OIS	Officer-Involved Shooting	An officer's intentional discharge of a firearm to stop a threat — whether or not physical injury or death results — shall be investigated as an Officer-involved Shooting. A negligent discharge that results in the injury or the death of a person shall also be investigated as an officer-involved Shooting. Members involved in an OIS are automatically placed on an EIS Alert.
OID	Officer-Involved Discharge	The discharge of a firearm intended to kill an animal posing an imminent threat or an officer's unintended discharge of a firearm that does not cause injury or death to a person also falls into the classification of officer-involved discharge. Members involved in an OID are automatically placed on an EIS Alert.
ODC	On Duty Collision	If a member is involved in a vehicle collision on duty while operating a department vehicle or operating a privately owned vehicle that has been authorized for official use, the incident will be assigned one Indicator Point.
EEO	Equal Employment Opportunity	Any complaints or violations of department policy under General Order 11.07 (Discrimination and Harassment) are investigated by the EEO Unit. Each complaint received is assigned one Indicator Point.
IAD	Internal Affairs Division	If an officer is a named member in an IAD investigation, the event is assigned one Indicator Point.
TC	Tort Claim	A tort claim is a case filed with the City & County of San Francisco claiming a wrongful act by a city employee which resulted in an injury to another person or person's property. If a member is named in a tort claim, the incident is assigned one Indicator Point.
VP	Vehicle Pursuit	If an officer is the operator of a vehicle involved in a vehicle pursuit, one Indicator Point is assigned.

¹ If a member is involved in an incident where multiple points could be accrued, only one-point value will be counted. Numerical points begin from the date of the most recent indicator entry; time is calculated on a rolling basis.



EIS Alert

An **EIS Alert** is generated when a member reaches a specific number of Indicator Points in a predefined time period. The Administrative Investigations Management (AIM) application generates alerts each month. After the alerts are reviewed by analysts for errors and duplicate incidents, the validated alerts are then forwarded to the EIS Sergeant every other month for review.

Within a 3-Month Period	• 3 or more documented Use of Force incidents
Within a 6-Month Period	• 5 or more Indicator Points • 3 or more Department of Police Accountability (DPA) complaints
Within a 1-Year Period	• 6 or more Indicator Points • 4 or more Department of Police Accountability (DPA) complaints
Automatic Alert	• A principal in an Officer-Involved Shooting (OIS) or Officer-Involved Discharge (OID)

Executive Summary

- EIS Alerts
 - 2nd Quarter 2024: 191
 - 2nd Quarter 2025: 206

This represents an increase of 8 percent.

- EIS indicators
 - 2nd Quarter 2024: 817
 - 2nd Quarter 2025: 700

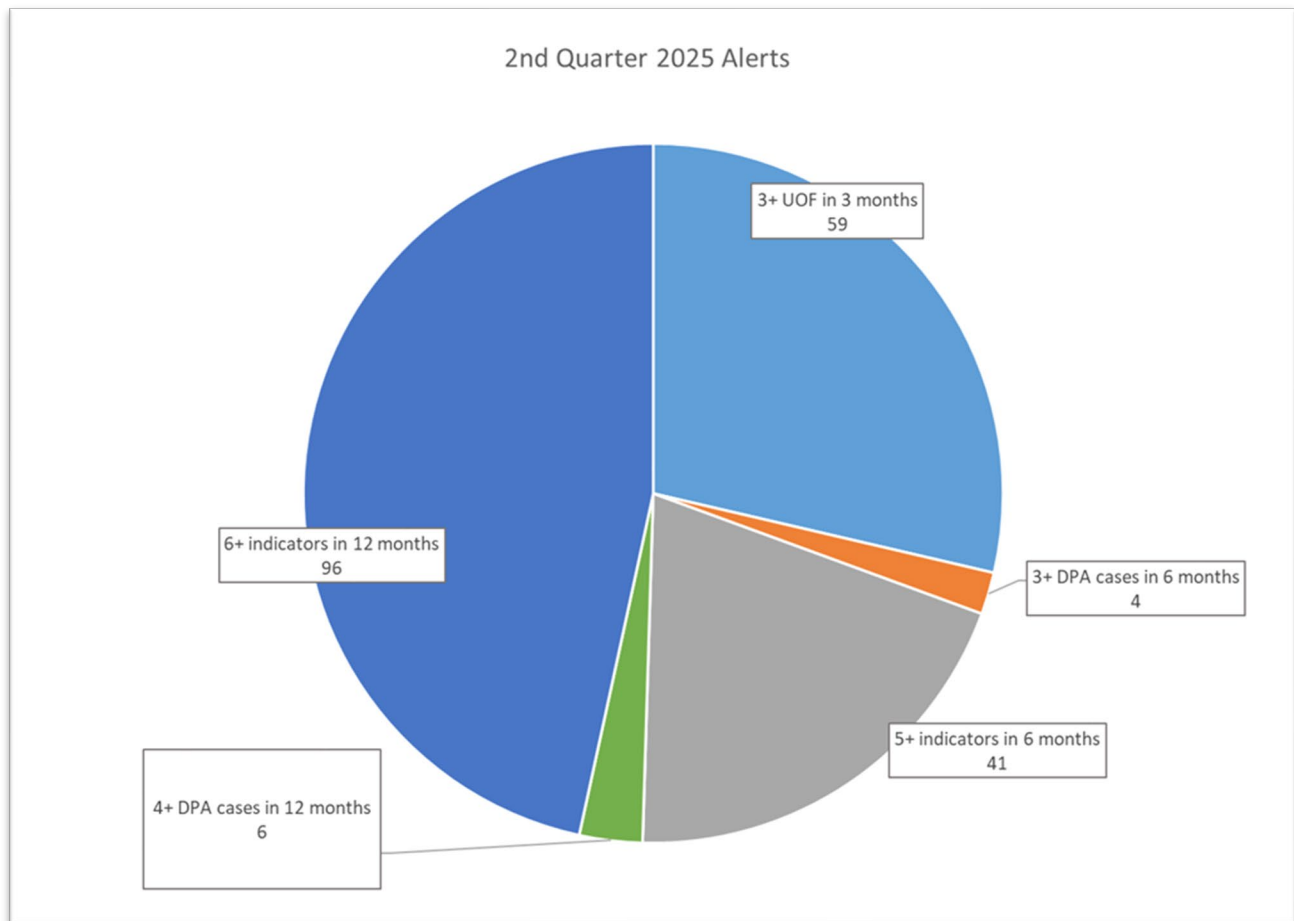
This represents a decrease of 14 percent.

- 147 members (8% of active sworn) generated at least one alert in Q2 2025.



2nd Quarter 2025 Alerts

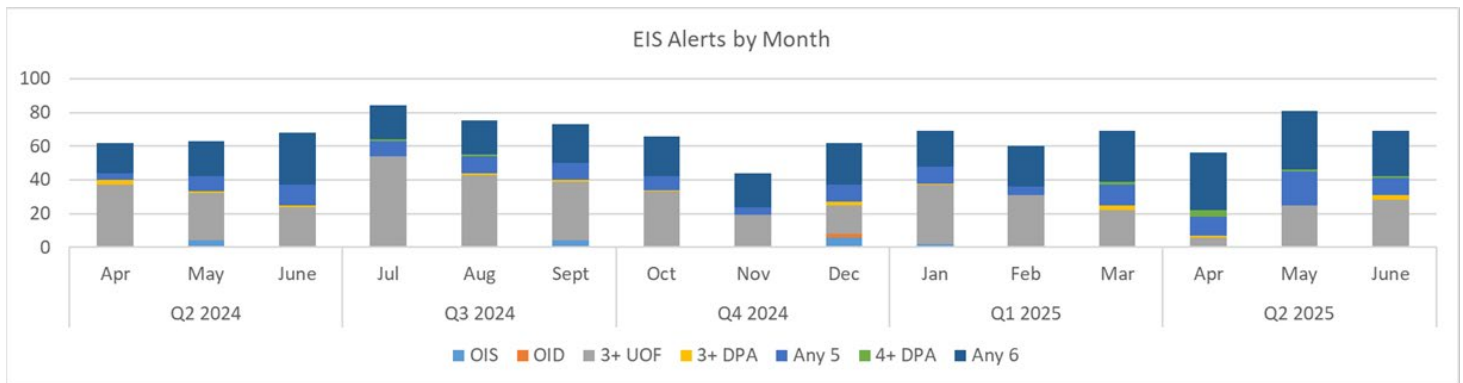
2 nd Quarter 2025 Alerts	
OIS	0
OID	0
3+ UOF within 3 months	59
3+ DPA within 6 months	4
5+ indicators within 6 months	41
4+ DPA within 12 months	6
6+ indicators within 12 months	96
Total	206



Members Receiving Alerts		
13 Members	3 Alerts	13 x 3 = 39 Alerts
33 Members	2 Alerts	33 x 2 = 66 Alerts
101 Members	1 Alert	101 x 1 = 101 Alerts
147 Members	At Least 1 Alert	206 Alerts



EIS Alerts by Month										
		OIS	OID	3+ UOF	3+ DPA	Any 5	4+ DPA	Any 6	Monthly Total	Quarterly Total
Q2 2024	Apr	0	0	37	3	4	0	18	62	193
	May	4	0	28	1	9	0	21	63	
	Jun	0	0	24	1	12	0	31	68	
Q3 2024	Jul	0	0	54	0	9	1	20	84	232
	Aug	0	0	43	1	10	1	20	75	
	Sept	4	0	35	1	10	0	23	73	
Q4 2024	Oct	0	0	33	1	8	0	24	66	172
	Nov	0	0	19	0	5	0	20	44	
	Dec	6	2	17	2	10	0	25	62	
Q1 2025	Jan	2	0	35	1	10	0	21	69	198
	Feb	0	0	31	0	5	0	24	60	
	Mar	1	0	21	3	12	2	30	69	
Q2 2025	Apr	0	0	6	1	11	4	34	56	206
	May	0	0	25	0	20	1	35	81	
	Jun	0	0	28	3	10	1	27	69	





Interventions

Interventions are initiated after a member's supervisor and the EIS Unit agree that action needs to be taken with a member to prevent further at-risk behavior that may lead to negative outcomes.

Active Interventions		Closed Interventions	
0		0	
Types of Interventions			
Counseling by an Immediate Supervisor	<ul style="list-style-type: none">• Creating a physical and/or electronic calendar to improve time management• Scheduling in-service training offered by the Academy or outside agency• Reviewing DGOs and Department Bulletins with member		
Training	<ul style="list-style-type: none">• POST Learning Portal• Supervisor responds and monitors member on calls for service• One-on-one session with Instructors at the Academy		
Peer Officer Support Program	<ul style="list-style-type: none">• Supervisory or self-initiated referrals to Employee Assistance Program (EAP) or Behavioral Science Unit (BSU)		
Reassignment	<ul style="list-style-type: none">• Reassignment to another station or unit will be used only when absolutely necessary for the welfare of the member and the Department		



Central Station

Leadership listed in this report reflects the captains in command during the reporting period. Current captains may differ from those shown.

Part 1 Violent Crimes & Part 1 Property Crimes Trailing 12 Mo (Jul 2024-Jun 2025)

Part 1 Violent Crimes	470
Part 1 Property Crimes	3,861
TOTAL	4,331

Central Station observed a 1.4% increase in the number of alerts from Q1 2025 to Q2 2025.

Citywide Calls for Service (Jul 2024-Jun 2025)

Calls for Service	11.9%
-------------------	-------

EIS Alerts

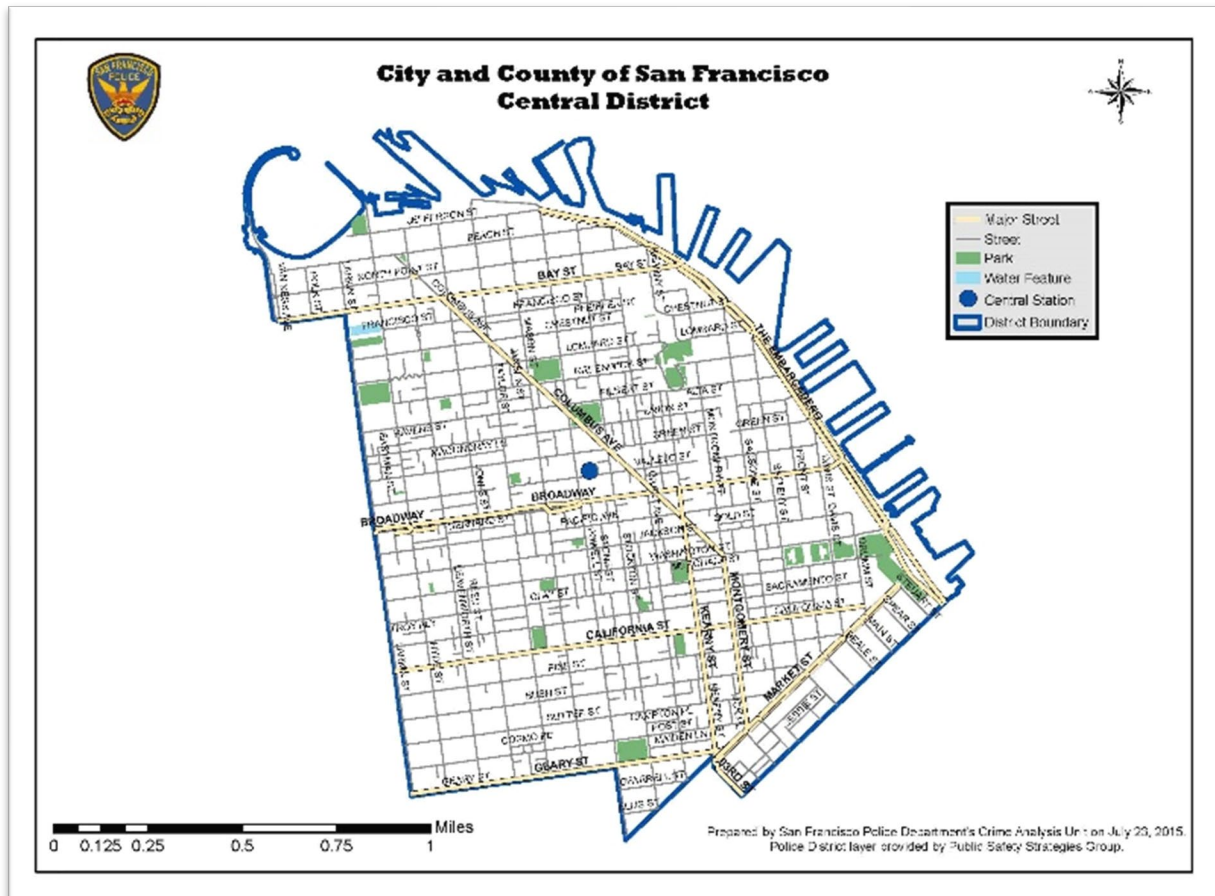
	OIS	OID	3+ UOF	3+ DPA	Any 5	4+ DPA	Any 6	TOTAL
Q1 2025	0	0	10	0.33	3.5	0	9.33	23.16
Q2 2025	0	0	6	1	6.83	0	9.66	23.49



Captain Ja Han Kim

Indicator Points

	OIS	OID	UOF	DPA	IAD	EEO	Civil Suits	Tort Claims	Vehicle Pursuits	On Duty Collision	TOTAL
Q1 2025	0	0	55	28	4	0	0	1	5	1	94
Q2 2025	0	0	44	13	1	0	0	0	4	1	63





Southern Station

Leadership listed in this report reflects the captains in command during the reporting period. Current captains may differ from those shown.

Part 1 Violent Crimes & Part 1 Property Crimes Trailing 12 Mo (Jul 2024-Jun 2025)

Part 1 Violent Crimes	591
Part 1 Property Crimes	3,593
TOTAL	4,184

Southern Station observed a 58% increase in the number of alerts from Q1 2025 to Q2 2025.



Captain Luke Martin

Citywide Calls for Service (Jul 2024-Jun 2025)

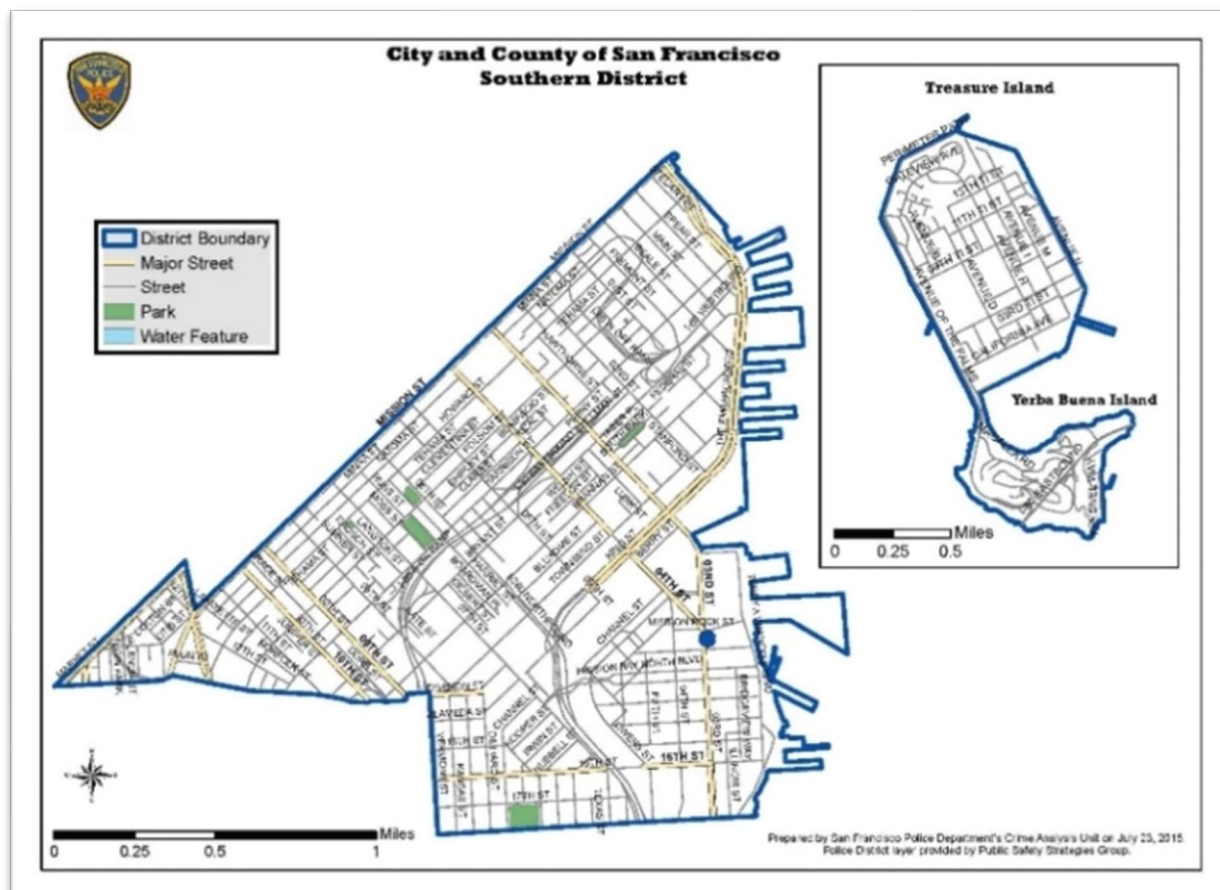
Calls for Service	13.3%
-------------------	-------

EIS Alerts

	OIS	OID	3+ UOF	3+ DPA	Any 5	4+ DPA	Any 6	TOTAL
Q1 2025	0	0	7	1.33	5	0	9.33	22.66
Q2 2025	0	0	10	1	7.33	2	15.5	35.83

Indicator Points

	OIS	OID	UOF	DPA	IAD	EEO	Civil Suits	Tort Claims	Vehicle Pursuits	On Duty Collision	TOTAL
Q1 2025	0	0	53	14	6	1	0	0	7	2	83
Q2 2025	0	0	51	20	7	0	0	2	3	3	86





Bayview Station

Leadership listed in this report reflects the captains in command during the reporting period. Current captains may differ from those shown.

Part 1 Violent Crimes & Part 1 Property Crimes Trailing 12 Mo (Jul 2024-Jun 2025)

Part 1 Violent Crimes	501
Part 1 Property Crimes	2,073
TOTAL	2,574

Bayview Station observed a 23% increase in alerts from Q1 2025 to Q2 2025.

Citywide Calls for Service (Jul 2024-Jun 2025)

Calls for Service	10.0%
-------------------	-------

EIS Alerts

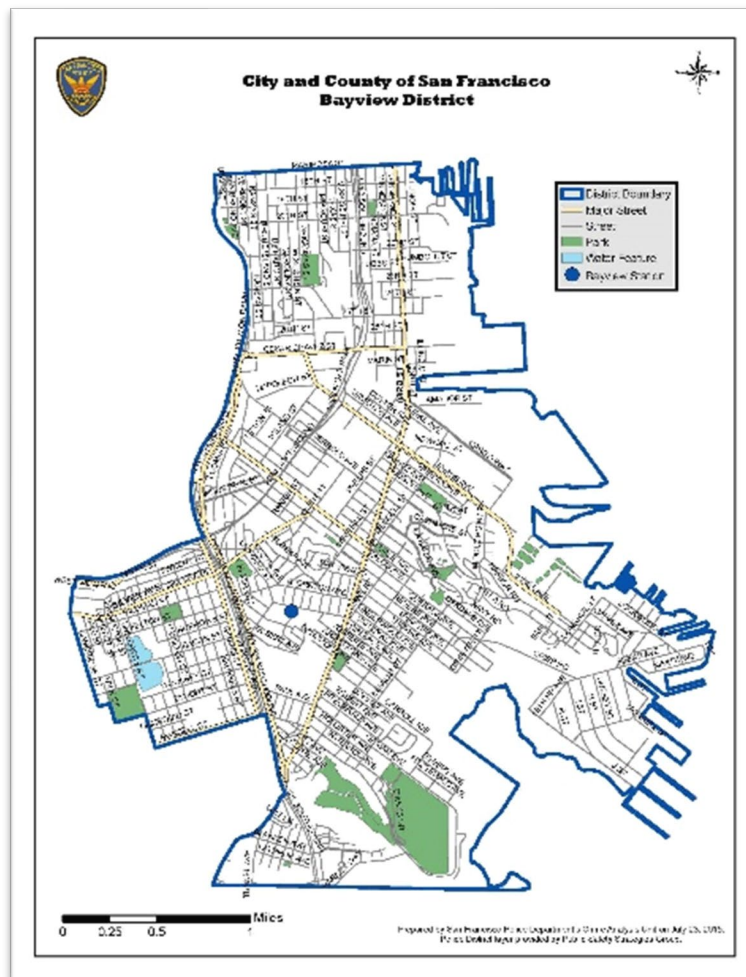
	OIS	OID	3+ UOF	3+ DPA	Any 5	4+ DPA	Any 6	TOTAL
Q1 2025	0	0	5.5	0	1	0	4	10.5
Q2 2025	0	0	2	0	1.5	0	9.5	13



Captain Michael Koniaris

Indicator Points

	OIS	OID	UOF	DPA	IAD	EEO	Civil Suits	Tort Claims	Vehicle Pursuits	On Duty Collision	TOTAL
Q1 2025	0	0	22	13	1	0	0	1	11	1	49
Q2 2025	0	0	23	11	4	0	0	1	4	0	43





Mission Station

Leadership listed in this report reflects the captains in command during the reporting period. Current captains may differ from those shown.

Part 1 Violent Crimes & Part 1 Property Crimes Trailing 12 Mo (Jul 2024-Jun 2025)

Part 1 Violent Crimes	746
Part 1 Property Crimes	3,452
TOTAL	4,198


Mission Station observed a 14% decrease in alerts from Q1 2025 to Q2 2025.

Citywide Calls for Service (Jul 2024-Jun 2025)

Calls for Service	14.8%
-------------------	-------

EIS Alerts

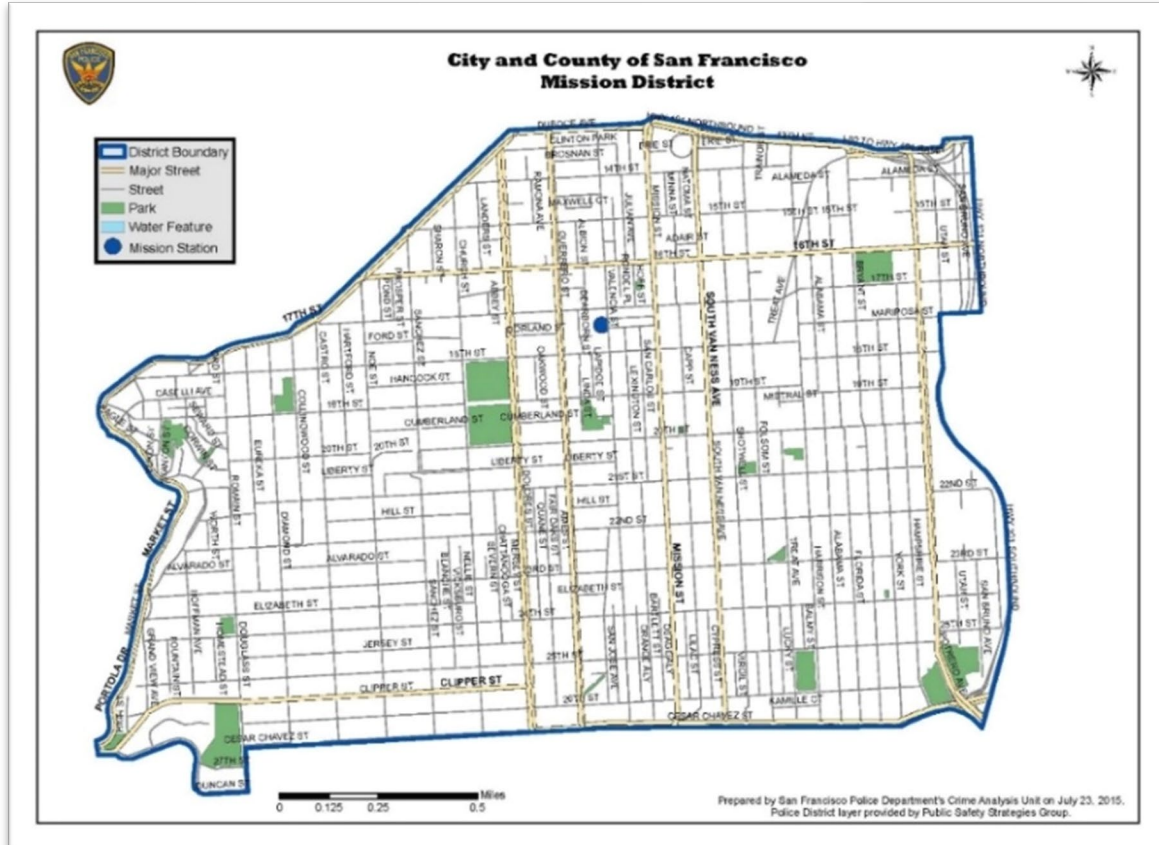
	OIS	OID	3+ UOF	3+ DPA	Any 5	4+ DPA	Any 6	TOTAL
Q1 2025	1	0	7.5	2.33	3.5	0.5	11.33	26.16
Q2 2025	0	0	9.5	1	3.83	1.5	6.66	22.49



Captain Liza Johansen

Indicator Points

	OIS	OID	UOF	DPA	IAD	EEO	Civil Suits	Tort Claims	Vehicle Pursuits	On Duty Collision	TOTAL
Q1 2025	1	0	39	28	7	1	0	2	6	5	89
Q2 2025	0	0	54	13	8	0	0	1	1	1	78





Northern Station

Leadership listed in this report reflects the captains in command during the reporting period. Current captains may differ from those shown.

Part 1 Violent Crimes & Part 1 Property Crimes Trailing 12 Mo (Jul 2024-Jun 2025)

Part 1 Violent Crimes	450
Part 1 Property Crimes	4,228
TOTAL	4,678

Northern Station observed a 28% decrease in alerts from Q1 2025 to Q2 2025.

Citywide Calls for Service (Jul 2024-Jun 2025)

Calls for Service	11.0%
-------------------	-------

EIS Alerts

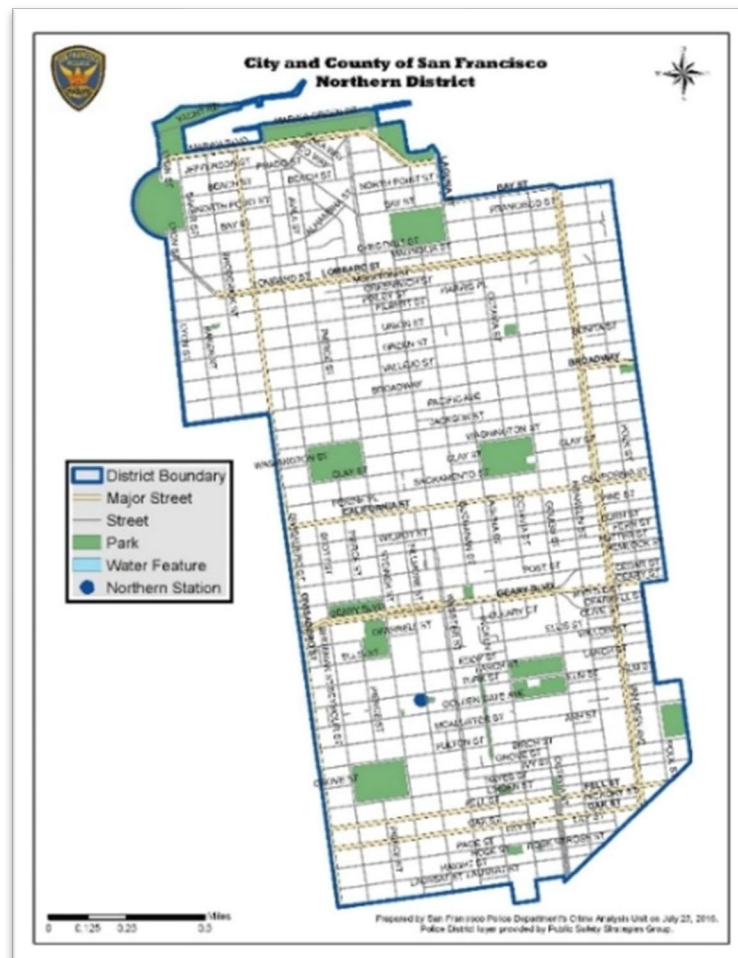
	OIS	OID	3+ UOF	3+ DPA	Any 5	4+ DPA	Any 6	TOTAL
Q1 2025	1	0	7.5	2.33	3.5	0.5	11.33	26.16
Q2 2025	0	0	9.5	1	3.83	1.5	6.66	22.49



Captain Jason Sawyer

Indicator Points

	OIS	OID	UOF	DPA	IAD	EEO	Civil Suits	Tort Claims	Vehicle Pursuits	On Duty Collision	TOTAL
Q1 2025	0	0	41	8	3	0	0	0	1	0	53
Q2 2025	0	0	17	14	6	0	0	4	3	1	45





Park Station

Leadership listed in this report reflects the captains in command during the reporting period. Current captains may differ from those shown.

Part 1 Violent Crimes & Part 1 Property Crimes Trailing 12 Mo (Jul 2024-Jun 2025)

Part 1 Violent Crimes	87
Part 1 Property Crimes	1,322
TOTAL	1,409

Park Station observed a 67% decrease in alerts from Q1 2025 to Q2 2025.

Citywide Calls for Service (Jul 2024-Jun 2025)

Calls for Service	4.4%
-------------------	------

EIS Alerts

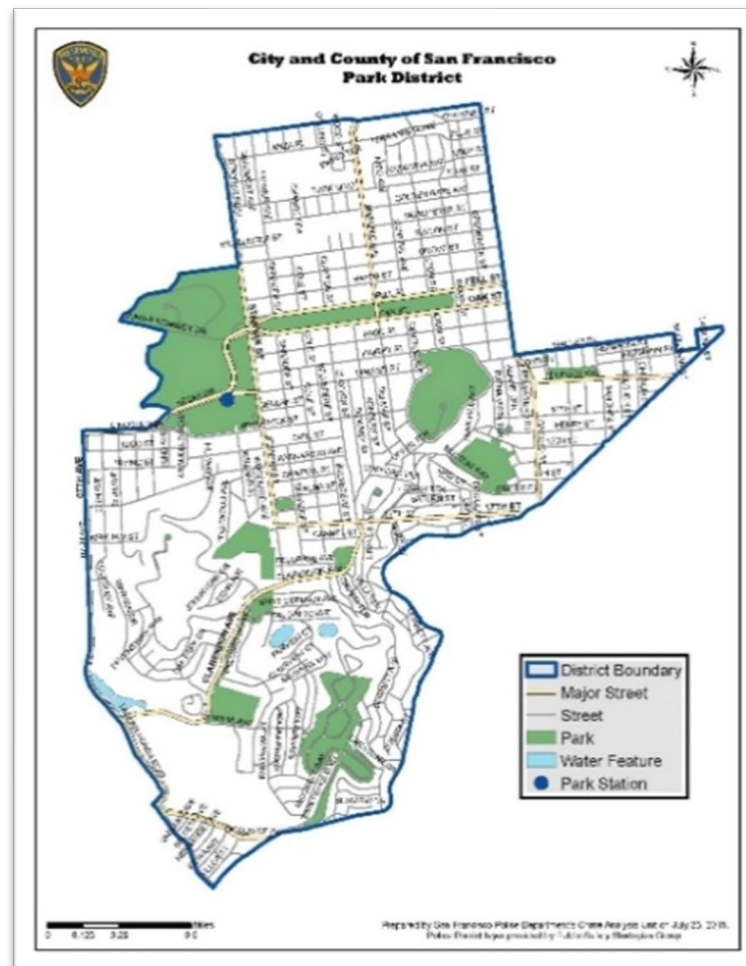
	OIS	OID	3+ UOF	3+ DPA	Any 5	4+ DPA	Any 6	TOTAL
Q1 2025	0	0	0.5	0	0	0	0.5	1
Q2 2025	0	0	0	0	0	0	0.33	0.33



Captain Jack Hart

Indicator Points

	OIS	OID	UOF	DPA	IAD	EEO	Civil Suits	Tort Claims	Vehicle Pursuits	On Duty Collision	TOTAL
Q1 2025	0	0	3	4	4	1	0	0	2	0	14
Q2 2025	0	0	7	5	4	1	0	0	0	1	18





Richmond Station

Leadership listed in this report reflects the captains in command during the reporting period. Current captains may differ from those shown.

Part 1 Violent Crimes & Part 1 Property Crimes Trailing 12 Mo (Jul 2024-Jun 2025)

Part 1 Violent Crimes	121
Part 1 Property Crimes	1,780
TOTAL	1,901

Richmond Station observed no change in alerts from Q1 2025 to Q2 2025.

Citywide Calls for Service (Jul 2024-Jun 2025)

Calls for Service	4.6%
-------------------	------

EIS Alerts

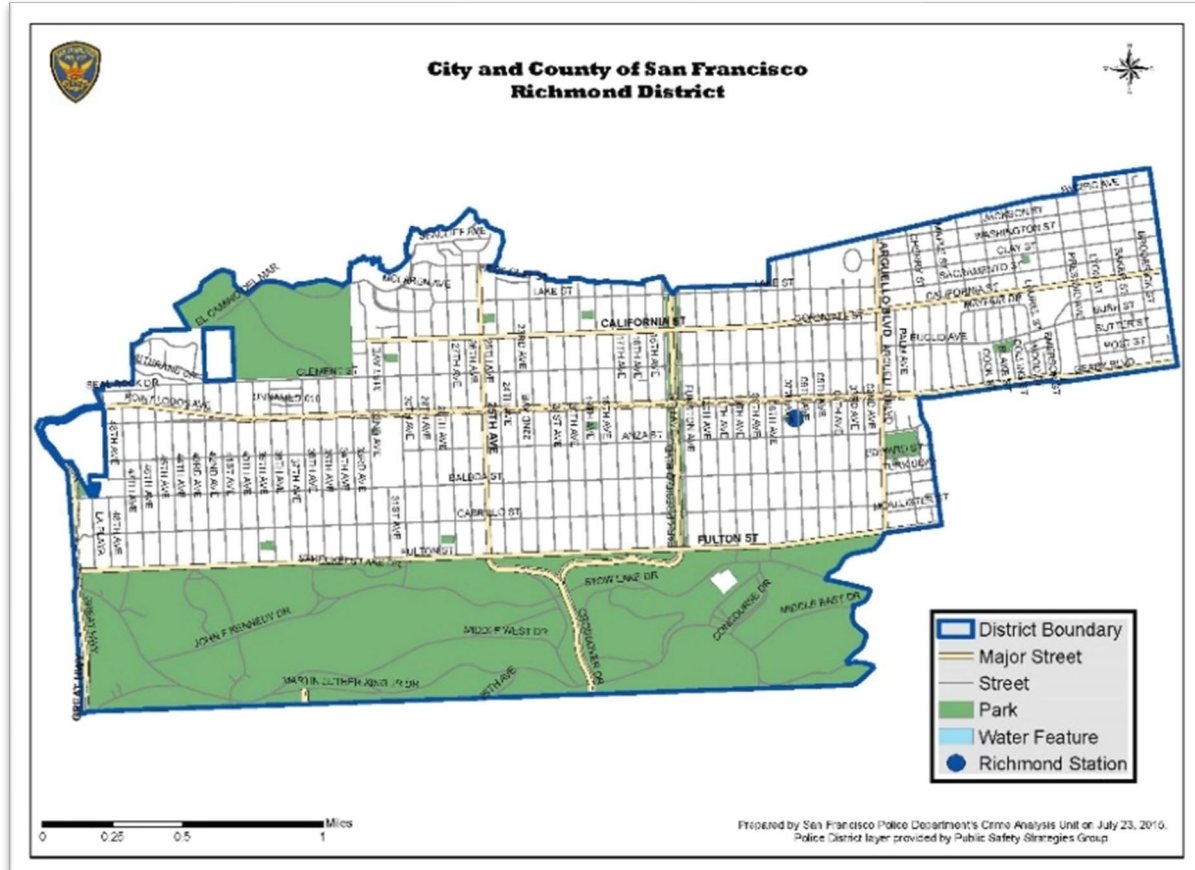
	OIS	OID	3+ UOF	3+ DPA	Any 5	4+ DPA	Any 6	TOTAL
Q1 2025	0	0	1	0	0	0	0.5	1.5
Q2 2025	0	0	0	0	0	0	1.5	1.5



Captain Chris Canning

Indicator Points

	OIS	OID	UOF	DPA	IAD	EEO	Civil Suits	Tort Claims	Vehicle Pursuits	On Duty Collision	TOTAL
Q1 2025	0	0	6	9	3	0	0	0	2	0	20
Q2 2025	0	0	8	4	3	0	0	0	1	2	18





Ingliside Station

Leadership listed in this report reflects the captains in command during the reporting period. Current captains may differ from those shown.

Part 1 Violent Crimes & Part 1 Property Crimes Trailing 12 Mo (Jul 2024-Jun 2025)

Part 1 Violent Crimes	413
Part 1 Property Crimes	2,191
TOTAL	2,604

Ingliside Station observed a 25% increase in alerts from Q1 2025 to Q2 2025.

Citywide Calls for Service (Jul 2024-Jun 2025)

Calls for Service	9.1%
-------------------	------

EIS Alerts

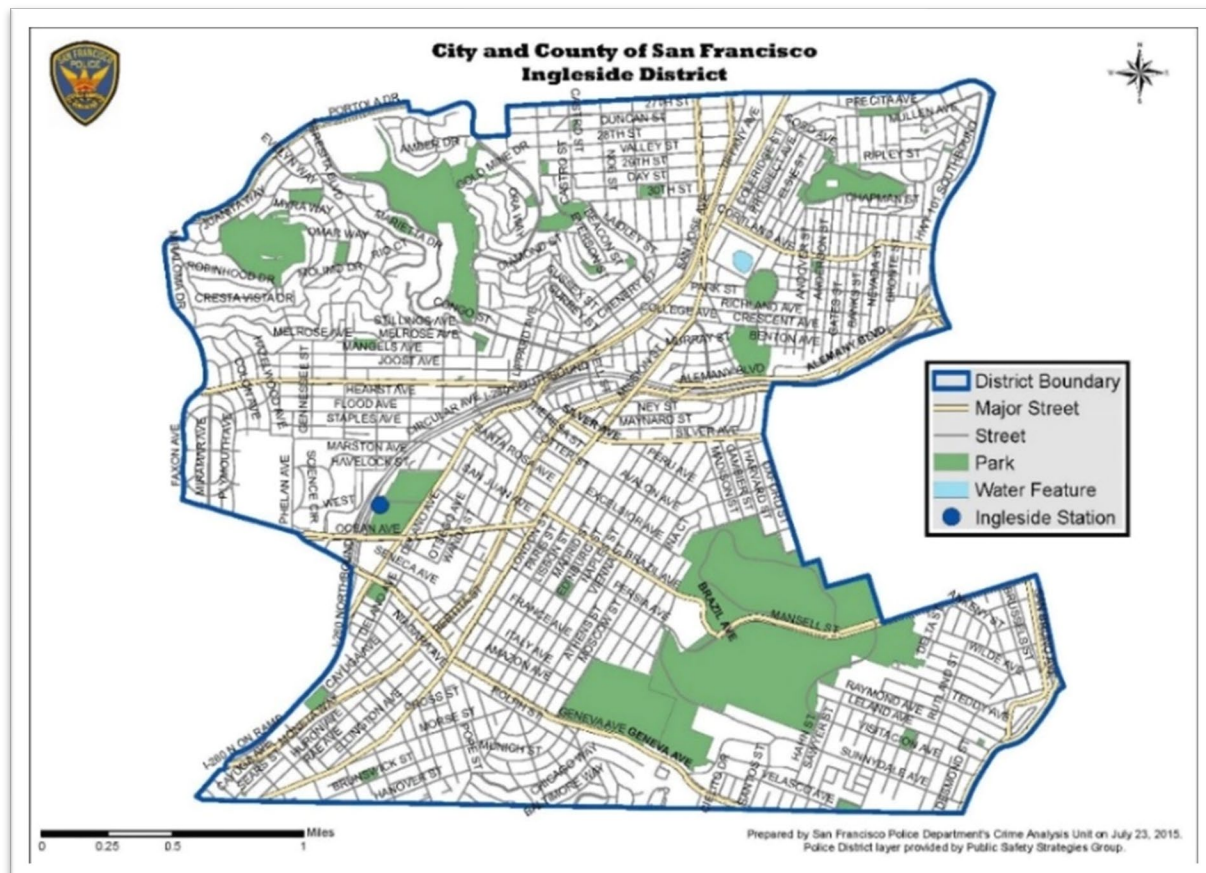
	OIS	OID	3+ UOF	3+ DPA	Any 5	4+ DPA	Any 6	TOTAL
Q1 2025	0	0	6	0	1	0	4	11
Q2 2025	0	0	3	0	2.5	0	8.33	13.83



Captain Amy Hurwitz

Indicator Points

	OIS	OID	UOF	DPA	IAD	EEO	Civil Suits	Tort Claims	Vehicle Pursuits	On Duty Collision	TOTAL
Q1 2025	0	0	45	18	2	0	0	0	6	1	72
Q2 2025	0	0	36	9	2	0	0	1	5	0	53





Taraval Station

Leadership listed in this report reflects the captains in command during the reporting period. Current captains may differ from those shown.

Part 1 Violent Crimes & Part 1 Property Crimes Trailing 12 Mo (Jul 2024-Jun 2025)

Part 1 Violent Crimes	227
Part 1 Property Crimes	2,417
TOTAL	2,644

Taraval Station observed a 78% decrease in alerts from Q1 2025 to Q2 2025.

Citywide Calls for Service (Jul 2024-Jun 2025)

Calls for Service	7.0%
-------------------	------

EIS Alerts

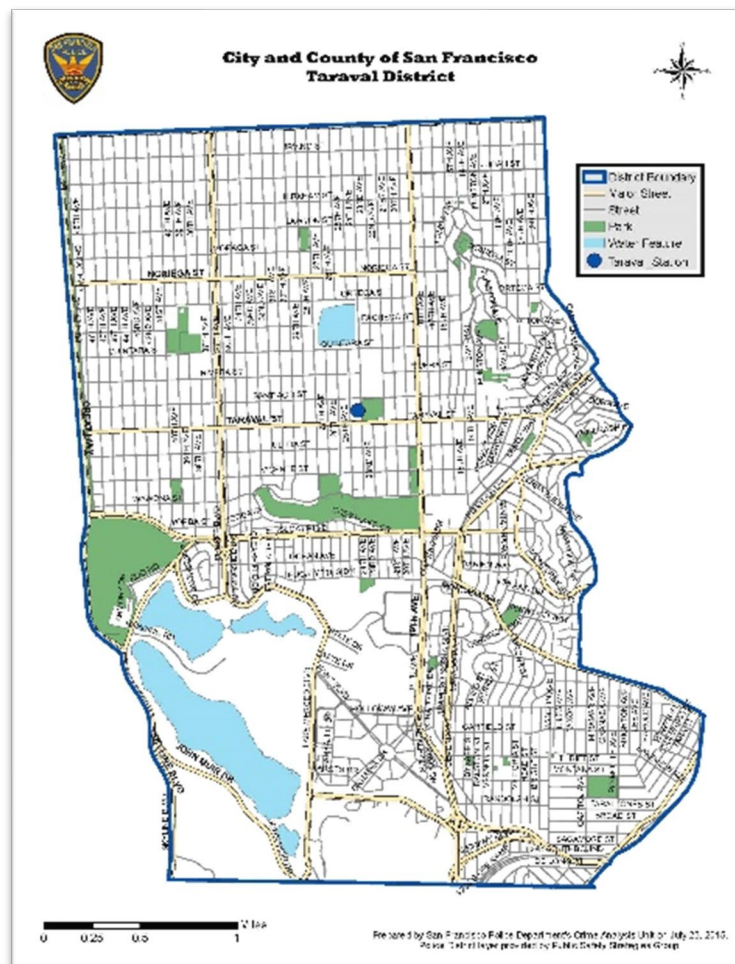
	OIS	OID	3+ UOF	3+ DPA	Any 5	4+ DPA	Any 6	TOTAL
Q1 2025	1	0	5	0	2	0	3.5	11.5
Q2 2025	0	0	0	0	1	0.5	1	2.5



Captain Brien Hoo

Indicator Points

	OIS	OID	UOF	DPA	IAD	EEO	Civil Suits	Tort Claims	Vehicle Pursuits	On Duty Collision	TOTAL
Q1 2025	1	0	32	17	2	1	0	0	4	1	58
Q2 2025	0	0	8	6	0	0	0	0	1	0	15





Tenderloin Station

Leadership listed in this report reflects the captains in command during the reporting period. Current captains may differ from those shown.

Part 1 Violent Crimes & Part 1 Property Crimes Trailing 12 Mo (Jul 2024-Jun 2025)

Part 1 Violent Crimes	680
Part 1 Property Crimes	1,358
TOTAL	2,038

Tenderloin Station observed an 8% increase in alerts from Q1 2025 to Q2 2025.



Citywide Calls for Service (Jul 2024-Jun 2025)

Calls for Service	13.9%
-------------------	-------

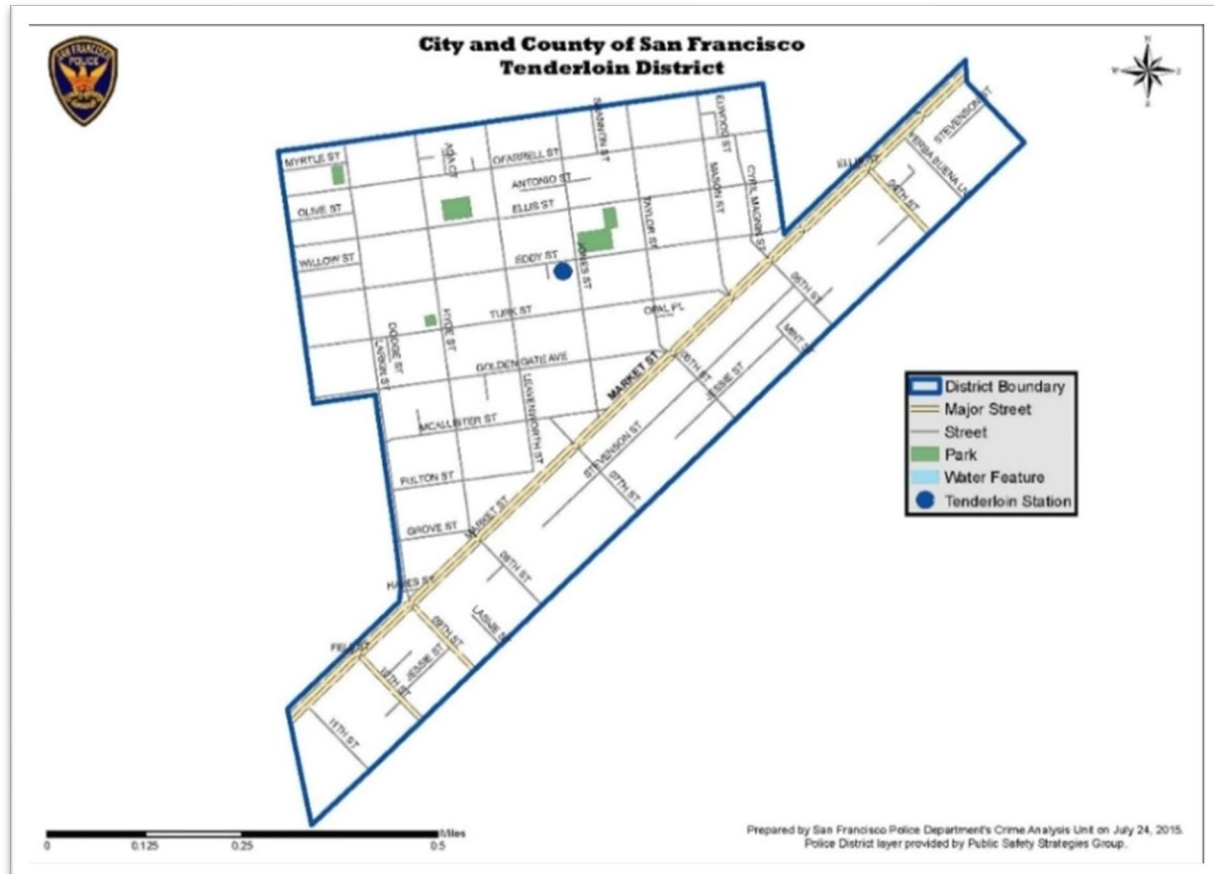
EIS Alerts

	OIS	OID	3+ UOF	3+ DPA	Any 5	4+ DPA	Any 6	TOTAL
Q1 2025	25	0	0	0	9	1.5	17.5	53
Q2 2025	0	0	22	0	10	1.5	23.66	57.16

Acting Captain Kevin Knoble

Indicator Points

	OIS	OID	UOF	DPA	IAD	EEO	Civil Suits	Tort Claims	Vehicle Pursuits	On Duty Collision	TOTAL
Q1 2025	0	0	79	7	0	0	0	0	12	4	102
Q2 2025	0	0	93	37	2	0	0	4	9	2	147





Airport Bureau

Leadership listed in this report reflects the captains in command during the reporting period. Current captains may differ from those shown.



Captain Sergio Chin
Traffic



Captain Carlos Gutierrez
Patrol



Captain Timothy Falvey
Administration

AFOB

Airport Field Operations

Airport Field Operations works closely with San Mateo Sheriff's Office, United States Customs and Border Patrol, Federal Bureau of Investigations, United States Secret Service, US Federal Air Marshals and other regional local, state and federal law enforcement agencies.

EIS Alerts

	OIS	OID	3+ UOF	3+ DPA	Any 5	4+ DPA	Any 6	TOTAL
Q1 2025	0	0	0	0	0	0	0	0
Q2 2025	0	0	1	0	0	0	0	1

Indicator Points

	OIS	OID	UOF	DPA	IAD	EEO	Civil Suits	Tort Claims	Vehicle Pursuits	On-Duty Collision	TOTAL
Q1 2025	0	1	0	0	1	0	0	0	0	0	2
Q2 2025	0	0	6	4	1	0	0	0	0	0	11

**AIRP****Airport Bureau**

Airport Bureau members perform patrols on foot, bicycle, and Segway; Motorized patrols by car or motorcycle; K-9 patrols and explosives detection; traffic collision investigations; traffic control; security for dignitaries; cargo theft abatement.

EIS Alerts

	OIS	OID	3+ UOF	3+ DPA	Any 5	4+ DPA	Any 6	TOTAL
Q1 2025	0	0	0	0	0	0	0	0
Q2 2025	0	0	0	0	0	0	0	0

Indicator Points

	OIS	OID	UOF	DPA	IAD	EEO	Civil Suits	Tort Claims	Vehicle Pursuits	On-Duty Collision	TOTAL
Q1 2025	0	0	1	1	0	0	0	0	0	0	2
Q2 2025	0	0	1	2	0	0	0	0	0	0	3

ADMN**Airport Administration**

The Airport Administration works closely with the San Francisco International Airport Administration, Transportation Security Administration, Federal Aviation Administration, and other regional local, state and federal law enforcement agencies.

EIS Alerts

	OIS	OID	3+ UOF	3+ DPA	Any 5	4+ DPA	Any 6	TOTAL
Q1 2025	0	0	0	0	0	0	0	0
Q2 2025	0	0	0	0	0	0	1	1

Indicator Points

	OIS	OID	UOF	DPA	IAD	EEO	Civil Suits	Tort Claims	Vehicle Pursuits	On-Duty Collision	TOTAL
Q1 2025	0	0	0	0	0	0	0	0	0	0	0
Q2 2025	0	0	0	0	0	0	0	0	0	0	0



Specialized Units/Details

ACAD

Academy

The Academy develops and trains current in-service members and prepares recruits to become proud officers of the Police Department. The Academy also conducts a Citizen's Academy Course for the members of the community.

EIS Alerts

	OIS	OID	3+ UOF	3+ DPA	Any 5	4+ DPA	Any 6	TOTAL
Q1 2025	0	0	0	0	0	0	0	0
Q2 2025	0	0	0	0	0	0	0.33	0.33

Indicator Points

	OIS	OID	UOF	DPA	IAD	EEO	Civil Suits	Tort Claims	Vehicle Pursuits	On-Duty Collision	TOTAL
Q1 2025	0	0	1	0	2	0	0	0	0	0	3
Q2 2025	0	0	0	0	2	1	0	0	0	0	3

BURG

Burglary

The Burglary Unit investigates: Violent, hot prowl burglaries; Burglaries involving a loss in excess of \$15k; a burglary series which includes multiple districts or jurisdictions; high-profile burglaries; burglaries where a firearm is taken; safe burglaries.

EIS Alerts

	OIS	OID	3+ UOF	3+ DPA	Any 5	4+ DPA	Any 6	TOTAL
Q1 2025	0	0	0	0	0	0	0	0
Q2 2025	0	0	0	0	0	0	0	0

Indicator Points

	OIS	OID	UOF	DPA	IAD	EEO	Civil Suits	Tort Claims	Vehicle Pursuits	On-Duty Collision	TOTAL
Q1 2025	0	0	0	1	0	0	0	0	0	0	1
Q2 2025	0	0	0	3	3	0	0	0	0	1	7

CED

Community Engagement Division

Officers assigned to CED proactively engage with the community through relationship building, events, forums, panel discussions, community events, and leading a variety of programs to benefit local youth. This unit also promotes community policing and community engagement in support of District Station activities.

EIS Alerts

	OIS	OID	3+ UOF	3+ DPA	Any 5	4+ DPA	Any 6	TOTAL
Q1 2025	0	0	0	0	0	0	0	0
Q2 2025	0	0	0	0	0	0	0	0

Indicator Points

	OIS	OID	UOF	DPA	IAD	EEO	Civil Suits	Tort Claims	Vehicle Pursuits	On-Duty Collision	TOTAL
Q1 2025	0	0	0	0	1	0	0	0	0	0	1
Q2 2025	0	0	0	0	0	0	0	0	0	0	0

**CGIC****Crime Gun
Investigative Center**

Duties of an Investigator in this unit include: investigating firearms cases in partnership with the ATF for federal prosecution through the Triggerlock Program, present cases to the US Attorney's Office, testify before Federal grand jury, investigate NIBIN correlations, manage the Department's Gun Violence Restraining Order Program.

EIS Alerts

	OIS	OID	3+ UOF	3+ DPA	Any 5	4+ DPA	Any 6	TOTAL
Q1 2025	0	0	2	0	1	0	0	3
Q2 2025	0	0	1	1	4	0	2.5	8.5

Indicator Points

	OIS	OID	UOF	DPA	IAD	EEO	Civil Suits	Tort Claims	Vehicle Pursuits	On-Duty Collision	TOTAL
Q1 2025	0	0	6	0	0	0	0	0	2	0	8
Q2 2025	0	0	5	6	0	0	0	0	2	0	13

CHIE**Chief's Office**

This Office provides administrative support to the Chief of Police, while effectively managing Media Relations and Risk Management (Internal Affairs, Legal, Professional Standards, and EEO).

EIS Alerts

	OIS	OID	3+ UOF	3+ DPA	Any 5	4+ DPA	Any 6	TOTAL
Q1 2025	0	0	0	0	0	0	0	0
Q2 2025	0	0	0	0	0	0	0	0

Indicator Points

	OIS	OID	UOF	DPA	IAD	EEO	Civil Suits	Tort Claims	Vehicle Pursuits	On-Duty Collision	TOTAL
Q1 2025	0	0	0	1	0	0	0	0	0	0	1
Q2 2025	0	0	0	0	2	0	0	1	0	0	3

CIS**Crime Information Services Unit**

This unit is comprised of the following sections:
 Property Control - Receive, store and maintain all evidence and found property in a secure facility;
 Permits - Process permit applications yearly and maintain files for permitted businesses;
 Report Management Section - Report processing, data storage, and report retrieval.

EIS Alerts

	OIS	OID	3+ UOF	3+ DPA	Any 5	4+ DPA	Any 6	TOTAL
Q1 2025	0	0	0	0	0	0	0	0
Q2 2025	0	0	0	0	0	0	0	0

Indicator Points

	OIS	OID	UOF	DPA	IAD	EEO	Civil Suits	Tort Claims	Vehicle Pursuits	On-Duty Collision	TOTAL
Q1 2025	0	0	0	0	0	0	0	0	0	0	0
Q2 2025	0	0	0	0	2	0	0	0	0	0	2

**CSI Crime Scene Investigations**

A unit of highly trained members who respond to crime scenes and use forensics, technology and science to assist in the investigations and prosecution of criminal cases.

EIS Alerts

	OIS	OID	3+ UOF	3+ DPA	Any 5	4+ DPA	Any 6	TOTAL
Q1 2025	0	0	0	0	0	0	0	0
Q2 2025	0	0	0	0	0	0	0	0

Indicator Points

	OIS	OID	UOF	DPA	IAD	EEO	Civil Suits	Tort Claims	Vehicle Pursuits	On-Duty Collision	TOTAL
Q1 2025	0	0	0	0	0	0	0	0	0	1	1
Q2 2025	0	0	0	0	0	0	0	0	0	0	0

CVRT Community Violence Reduction Team

The goal of CVRT is to reduce gun violence while reducing recidivism and building trust between the department and impacted communities. CVRT will focus on intelligence gathering, analysis and proactive investigations to prevent and reduce shootings. CVRT also collaborates with justice partners, intervention partners and community stakeholders.

EIS Alerts

	OIS	OID	3+ UOF	3+ DPA	Any 5	4+ DPA	Any 6	TOTAL
Q1 2025	0	0	2	0	0	0	0	2
Q2 2025	0	0	0	0	0	0	1	1

Indicator Points

	OIS	OID	UOF	DPA	IAD	EEO	Civil Suits	Tort Claims	Vehicle Pursuits	On-Duty Collision	TOTAL
Q1 2025	0	0	5	0	0	0	0	0	1	0	6
Q2 2025	0	0	4	0	1	0	0	0	1	0	6

DOC Department Operations Center

DOC coordinates large, planned events and is activated for command and control of large, unplanned incidents and critical incidents. DOC also handles notifications to the Command Staff of major or high-profile incidents.

EIS Alerts

	OIS	OID	3+ UOF	3+ DPA	Any 5	4+ DPA	Any 6	TOTAL
Q1 2025	0	0	0	0	0	0	0	0
Q2 2025	0	0	0	0	0	0	0	0

Indicator Points

	OIS	OID	UOF	DPA	IAD	EEO	Civil Suits	Tort Claims	Vehicle Pursuits	On-Duty Collision	TOTAL
Q1 2025	0	0	0	0	3	0	0	0	0	0	3
Q2 2025	0	0	0	1	0	0	0	0	1	0	2

**FOB Field Operations Bureau**

Oversees District Station personnel and is responsible for the command of patrol operations. FOB is responsible for special deployments based on the needs of the department.

EIS Alerts

	OIS	OID	3+ UOF	3+ DPA	Any 5	4+ DPA	Any 6	TOTAL
Q1 2025	0	0	3.5	0	0	0	3	6.5
Q2 2025	0	0	2	0	1	0	1.83	4.83

Indicator Points

	OIS	OID	UOF	DPA	IAD	EEO	Civil Suits	Tort Claims	Vehicle Pursuits	On-Duty Collision	TOTAL
Q1 2025	0	0	26	5	9	0	0	0	5	1	46
Q2 2025	0	0	24	3	3	0	0	0	1	2	33

GENE General Work

This unit is responsible for the investigation of assaults, Estes robberies and felonious crimes against persons.

EIS Alerts

	OIS	OID	3+ UOF	3+ DPA	Any 5	4+ DPA	Any 6	TOTAL
Q1 2025	0	0	0	0	0	0	0	0
Q2 2025	0	0	0	0	0	0	0	0

Indicator Points

	OIS	OID	UOF	DPA	IAD	EEO	Civil Suits	Tort Claims	Vehicle Pursuits	On-Duty Collision	TOTAL
Q1 2025	0	0	0	1	0	0	0	0	0	0	1
Q2 2025	0	0	0	3	0	0	0	0	0	0	3

HOMI Homicide

This unit is responsible for the investigation of homicides and suspicious deaths. Investigators manage crime scenes, follow up on leads and coordinate complex investigations of serious incidents.

EIS Alerts

	OIS	OID	3+ UOF	3+ DPA	Any 5	4+ DPA	Any 6	TOTAL
Q1 2025	0	0	0	0	0	0	0	0
Q2 2025	0	0	0	0	0	0	0	0

Indicator Points

	OIS	OID	UOF	DPA	IAD	EEO	Civil Suits	Tort Claims	Vehicle Pursuits	On-Duty Collision	TOTAL
Q1 2025	0	0	0	0	1	0	0	0	0	1	2
Q2 2025	0	0	0	1	0	0	0	0	0	0	1

**HSU****Homeland Security Unit**

The HSU enhances the Department's efforts to protect our city's critical infrastructure and key resources, prepares for natural and man-made disasters, and supports on-going efforts against terrorism.

EIS Alerts

	OIS	OID	3+ UOF	3+ DPA	Any 5	4+ DPA	Any 6	TOTAL
Q1 2025	0	0	0	0	0	0	0	0
Q2 2025	0	0	0	0	0	0	0	0

Indicator Points

	OIS	OID	UOF	DPA	IAD	EEO	Civil Suits	Tort Claims	Vehicle Pursuits	On-Duty Collision	TOTAL
Q1 2025	0	0	1	0	0	0	0	0	0	0	1
Q2 2025	0	0	0	0	0	0	0	0	0	0	0

IAD**Internal Affairs Division**

IAD is tasked with investigations of Department Members (both Sworn and Non-Sworn) who are alleged to have committed administrative violations on and off duty.

EIS Alerts

	OIS	OID	3+ UOF	3+ DPA	Any 5	4+ DPA	Any 6	TOTAL
Q1 2025	0	0	0	0	0	0	0	0
Q2 2025	0	0	0	0	0	0	0	0

Indicator Points

	OIS	OID	UOF	DPA	IAD	EEO	Civil Suits	Tort Claims	Vehicle Pursuits	On-Duty Collision	TOTAL
Q1 2025	0	0	0	1	0	0	0	0	0	0	1
Q2 2025	0	0	0	0	0	0	0	0	0	0	0

INVE**Investigations**

The Investigations Division is under the Bureau of Investigations and contains five separate units: General Crimes, Major Crimes, Special Investigations Division, Special Victims Unit, and Strategic Investigations.

EIS Alerts

	OIS	OID	3+ UOF	3+ DPA	Any 5	4+ DPA	Any 6	TOTAL
Q1 2025	0	0	0	0	0	0	0	0
Q2 2025	0	0	0	0	0	0	0	0

Indicator Points

	OIS	OID	UOF	DPA	IAD	EEO	Civil Suits	Tort Claims	Vehicle Pursuits	On-Duty Collision	TOTAL
Q1 2025	0	0	3	0	0	0	0	0	0	0	3
Q2 2025	0	0	0	0	1	0	0	0	0	0	1

**LEGA****Legal Division**

The mission of the Legal Division is to efficiently manage our day-to-day responsibilities pertaining to complying with the various legal mandates imposed upon the Department.

EIS Alerts

	OIS	OID	3+ UOF	3+ DPA	Any 5	4+ DPA	Any 6	TOTAL
Q1 2025	0	0	0	0	0	0	0	0
Q2 2025	0	0	0	0	0	0	0	0

Indicator Points

	OIS	OID	UOF	DPA	IAD	EEO	Civil Suits	Tort Claims	Vehicle Pursuits	On-Duty Collision	TOTAL
Q1 2025	0	0	0	0	3	0	0	0	0	0	3
Q2 2025	0	0	0	0	0	2	0	0	0	0	2

MEDI**Medical Liaison**

This unit is part of the Staff Services Division and is in charge of managing all members who suffer an injury on duty. The unit monitors the member's progress and shares that information with the Worker's Compensation Adjusters.

EIS Alerts

	OIS	OID	3+ UOF	3+ DPA	Any 5	4+ DPA	Any 6	TOTAL
Q1 2025	0	0	0	0	0	0	0	0
Q2 2025	0	0	0	0	0	0	0	0

Indicator Points

	OIS	OID	UOF	DPA	IAD	EEO	Civil Suits	Tort Claims	Vehicle Pursuits	On-Duty Collision	TOTAL
Q1 2025	0	0	0	1	4	0	0	0	0	0	5
Q2 2025	0	0	0	0	0	0	0	0	1	0	1

MTA**Traffic Enforcement**

This unit is comprised of motorcycle officers who specialize in traffic enforcement, traffic control, vehicle escorts and major collision investigations.

EIS Alerts

	OIS	OID	3+ UOF	3+ DPA	Any 5	4+ DPA	Any 6	TOTAL
Q1 2025	0	0	0	0	0	0	0	0
Q2 2025	0	0	0	0	0	0	0	0

Indicator Points

	OIS	OID	UOF	DPA	IAD	EEO	Civil Suits	Tort Claims	Vehicle Pursuits	On-Duty Collision	TOTAL
Q1 2025	0	0	0	1	0	0	0	0	0	0	1
Q2 2025	0	0	0	1	1	0	0	0	0	0	2

**NARC****Narcotics**

This unit proactively investigates and arrests narcotic traffickers and those involved in narcotic trafficking organizations. Members of this unit frequently interact with district station personnel, providing a forum for the citizens of San Francisco regarding their narcotic complaints.

EIS Alerts

	OIS	OID	3+ UOF	3+ DPA	Any 5	4+ DPA	Any 6	TOTAL
Q1 2025	0	0	0	0	0	0	1	1
Q2 2025	0	0	0	0	0	0	0.5	0.5

Indicator Points

	OIS	OID	UOF	DPA	IAD	EEO	Civil Suits	Tort Claims	Vehicle Pursuits	On-Duty Collision	TOTAL
Q1 2025	0	0	7	0	0	0	0	0	0	0	7
Q2 2025	0	0	9	0	0	0	0	0	0	0	9

RISK**Risk Management Office**

The Risk Management Office (RMO) consists of the Internal Affairs Division, Investigative Services Detail, the Legal Division, the EEO Unit in the SFPD, the BWC Unit, Senate Bill Unit and the Early Intervention System. RMO investigates cases that involve officer misconduct and officer-involved shootings.

EIS Alerts

	OIS	OID	3+ UOF	3+ DPA	Any 5	4+ DPA	Any 6	TOTAL
Q1 2025	0	0	0	0	0	0	0	0
Q2 2025	0	0	0	0	0	0	0	0

Indicator Points

	OIS	OID	UOF	DPA	IAD	EEO	Civil Suits	Tort Claims	Vehicle Pursuits	On-Duty Collision	TOTAL
Q1 2025	0	0	0	1	0	0	0	0	0	0	1
Q2 2025	0	0	0	0	0	0	0	0	0	0	0

ROBB**Robbery**

The Robbery Unit investigates: bank robberies, armored transport robberies, armed takeover robberies, home invasions, carjacking, robberies where hostages are taken, robberies where the victim(s) is seriously injured as a result of a shooting, stabbing, or physical assault, robberies involving a loss in excess of \$10k, any robbery series, and high-profile robberies.

EIS Alerts

	OIS	OID	3+ UOF	3+ DPA	Any 5	4+ DPA	Any 6	TOTAL
Q1 2025	0	0	0	0	0	0	0	0
Q2 2025	0	0	0	0	0	0	0.5	0.5

Indicator Points

	OIS	OID	UOF	DPA	IAD	EEO	Civil Suits	Tort Claims	Vehicle Pursuits	On-Duty Collision	TOTAL
Q1 2025	0	0	0	0	0	0	0	0	0	0	0
Q2 2025	0	0	0	0	0	0	0	0	0	0	0



SID Special Investigations Division

This division is comprised of the following units that utilize special training and skills to accomplish tasks that include complex, sensitive and confidential criminal investigations: Arson, Bomb Investigations and Dignitary Protection.

EIS Alerts

	OIS	OID	3+ UOF	3+ DPA	Any 5	4+ DPA	Any 6	TOTAL
Q1 2025	0	0	0	0	0	0	0	0
Q2 2025	0	0	0	0	1	0	0	1

Indicator Points

	OIS	OID	UOF	DPA	IAD	EEO	Civil Suits	Tort Claims	Vehicle Pursuits	On-Duty Collision	TOTAL
Q1 2025	0	0	1	0	1	0	0	0	0	0	2
Q2 2025	0	0	2	2	1	0	0	0	0	0	5

SIU Strategic Investigations Unit

The Strategic Investigations Unit is a specialized unit that focuses on serious and complex crimes, specifically homicide and crime gun investigations, and includes the Community Violence Reduction Team.

EIS Alerts

	OIS	OID	3+ UOF	3+ DPA	Any 5	4+ DPA	Any 6	TOTAL
Q1 2025	0	0	3	0	0	0	0	3
Q2 2025	0	0	0	0	0	0	1	1

Indicator Points

	OIS	OID	UOF	DPA	IAD	EEO	Civil Suits	Tort Claims	Vehicle Pursuits	On-Duty Collision	TOTAL
Q1 2025	0	0	10	0	0	0	0	0	0	0	10
Q2 2025	0	0	7	0	0	0	0	0	0	0	7

SOB Special Operations Bureau

The Special Operations Bureau supports the other units of the Department by providing specialized expertise and equipment when needed.

EIS Alerts

	OIS	OID	3+ UOF	3+ DPA	Any 5	4+ DPA	Any 6	TOTAL
Q1 2025	0	0	0	0	0	0	0	0
Q2 2025	0	0	0	0	0	0	0	0

Indicator Points

	OIS	OID	UOF	DPA	IAD	EEO	Civil Suits	Tort Claims	Vehicle Pursuits	On-Duty Collision	TOTAL
Q1 2025	0	0	0	0	1	0	0	0	0	0	1
Q2 2025	0	0	0	0	0	0	0	0	0	0	0

**STAF****Staff Services**

This Division is comprised of six units: Personnel, Payroll, Medical Liaison, Background Investigations, Police Physician and ADA Coordinator.

EIS Alerts

	OIS	OID	3+ UOF	3+ DPA	Any 5	4+ DPA	Any 6	TOTAL
Q1 2025	0	0	0	0	0	0	0	0
Q2 2025	0	0	0	0	0	0	0	0

Indicator Points

	OIS	OID	UOF	DPA	IAD	EEO	Civil Suits	Tort Claims	Vehicle Pursuits	On-Duty Collision	TOTAL
Q1 2025	0	0	0	0	1	0	0	0	0	0	1
Q2 2025	0	0	0	0	0	0	0	0	1	0	1

SVU**Special Victims Unit**

Special Victims Unit investigates the following crimes: Child Abuse, Domestic Violence, Elder Abuse, Financial Crimes, Human Trafficking, Internet Crimes Against Children, Stalking & the Sex Offender Unit.

EIS Alerts

	OIS	OID	3+ UOF	3+ DPA	Any 5	4+ DPA	Any 6	TOTAL
Q1 2025	0	0	0	0	0	0	0	0
Q2 2025	0	0	0	0	0	0	0	0

Indicator Points

	OIS	OID	UOF	DPA	IAD	EEO	Civil Suits	Tort Claims	Vehicle Pursuits	On-Duty Collision	TOTAL
Q1 2025	0	0	0	7	2	0	0	0	0	0	9
Q2 2025	0	0	0	3	0	0	0	0	0	0	3

TACT**Tactical/SWAT**

Tactical/SWAT is a unit made up of members who are highly trained and specialize in weapons and tactics. They are utilized during critical incidents where there is a potential of violence, assist with the execution of search and arrest warrants and other high-risk calls for service. This unit also includes our Honda (motorcycles), Explosive Ordinance Disposal, and K-9 units.

EIS Alerts

	OIS	OID	3+ UOF	3+ DPA	Any 5	4+ DPA	Any 6	TOTAL
Q1 2025	1	0	3	0	0	0	4.5	8.5
Q2 2025	0	0	2.5	0	1	0	2.5	6

Indicator Points

	OIS	OID	UOF	DPA	IAD	EEO	Civil Suits	Tort Claims	Vehicle Pursuits	On-Duty Collision	TOTAL
Q1 2025	1	0	19	6	0	0	0	0	0	0	26
Q2 2025	0	0	14	4	0	1	0	0	0	0	19

**TCI Traffic Collision Investigation Unit**

This unit is responsible for conducting extensive and thorough investigations of collisions resulting in serious injury or fatality.

EIS Alerts

	OIS	OID	3+ UOF	3+ DPA	Any 5	4+ DPA	Any 6	TOTAL
Q1 2025	0	0	0	0	0	0	0	0
Q2 2025	0	0	0	0	0	0.5	0	0.5

Indicator Points

	OIS	OID	UOF	DPA	IAD	EEO	Civil Suits	Tort Claims	Vehicle Pursuits	On-Duty Collision	TOTAL
Q1 2025	0	0	0	1	0	0	0	0	0	0	1
Q2 2025	0	0	0	1	0	0	0	0	0	0	1

UNK**Unknown**

Incident dates are unknown or predate a member's employment with SFPD when an incident occurs. The unknown incident dates may be caused by a clerical error or the data was simply not collected.

EIS Alerts

	OIS	OID	3+ UOF	3+ DPA	Any 5	4+ DPA	Any 6	TOTAL
Q1 2025	0	0	0	0	0	0	0	0
Q2 2025	0	0	0	0	0	0	0	0

Indicator Points

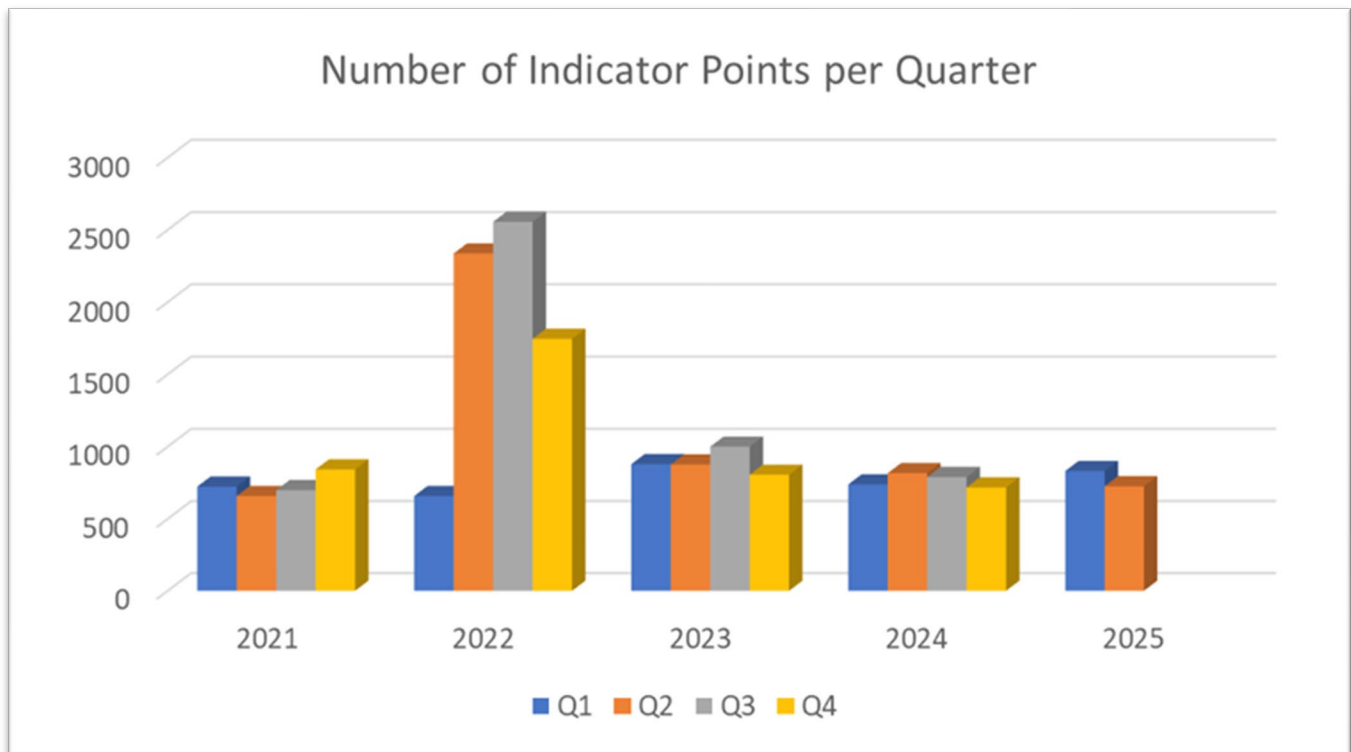
	OIS	OID	UOF	DPA	IAD	EEO	Civil Suits	Tort Claims	Vehicle Pursuits	On-Duty Collision	TOTAL
Q1 2025	0	0	0	2	2	0	0	0	0	0	4
Q2 2025	0	0	0	1	1	0	0	0	0	0	2



Comprehensive Data

Number of Indicator Points per Quarter					
Year	Q1	Q2	Q3	Q4	Total
2021	724	659	699	843	2,925
2022	659	2,337	2,556	1,746	7,298
2023	879	877	1,000	806	3,562
2024	739	817	815	781	3,152
2025	789	700			

Number of Active Sworn Members		
Year	Quarter	Sworn Members
2021	1	2,211
	2	2,180
	3	2,119
	4	2,104
2022	1	2,047
	2	1,987
	3	1,959
	4	1,942
2023	1	1,909
	2	1,906
	3	1,880
	4	1,867
2024	1	1,863
	2	1,869
	3	1,855
	4	1,730
2025	1	1,754
	2	1,776
	3	
	4	

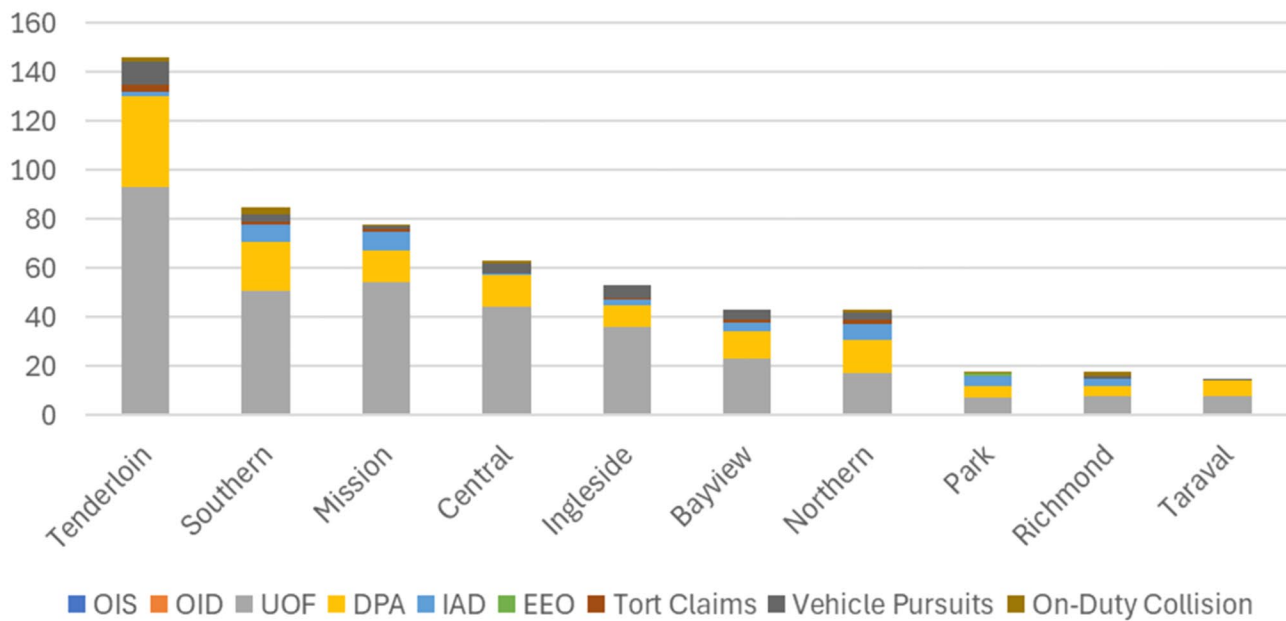




2nd Quarter 2025 Indicator Points by Station

	OIS	OID	UOF	DPA	IAD	EEO	Civil Suits	Tort Claims	Vehicle Pursuits	On-Duty Collision	Total
Tenderloin	0	0	93	37	2	0	0	3	9	2	146
Southern	0	0	51	20	7	0	0	1	3	3	85
Mission	0	0	54	13	8	0	0	1	1	1	78
Central	0	0	44	13	1	0	0	0	4	1	63
Ingleside	0	0	36	9	2	0	0	1	5	0	53
Bayview	0	0	23	11	4	0	0	1	4	0	43
Northern	0	0	17	14	6	0	0	2	3	1	43
Park	0	0	7	5	4	1	0	0	0	1	18
Richmond	0	0	8	4	3	0	0	0	1	2	18
Taraval	0	0	8	6	0	0	0	0	1	0	15
Total	0	0	341	132	37	1	0	9	31	11	562

2nd Quarter 2025 Indicator Points by Station





2nd Quarter 2025 Indicator Points by Unit

	OIS	OID	UOF	DPA	IAD	EEO	Civil Suits	Tort Claims	Vehicle Pursuits	On-Duty Collision	Total
FOB	0	0	24	3	3	0	0	1	1	2	34
TACT	0	0	14	4	0	1	0	0	0	0	19
AFOB	0	0	6	4	1	0	0	0	0	0	11
CGIC	0	0	5	6	0	0	0	0	2	0	13
NARC	0	0	9	0	0	0	0	0	0	0	9
BURG	0	0	0	3	3	0	0	0	0	1	7
SIU	0	0	7	0	0	0	0	0	0	0	7
CVRT	0	0	4	0	1	0	0	0	0	0	5
SID	0	0	2	2	1	0	0	0	0	0	5
ACAD	0	0	0	0	2	1	0	0	0	0	3
AIRP	0	0	1	2	0	0	0	0	0	0	3
CHIE	0	0	0	0	2	0	0	1	0	0	3
GENE	0	0	0	3	0	0	0	0	0	0	3
SVU	0	0	0	3	0	0	0	0	0	0	3
CIS	0	0	0	0	2	0	0	0	0	0	2
LEGA	0	0	0	0	0	2	0	0	0	0	2
MTA	0	0	0	1	1	0	0	0	0	0	2
UNK	0	0	0	1	1	0	0	0	0	0	2
DOC	0	0	0	1	0	0	0	0	0	0	1
HOMI	0	0	0	1	0	0	0	0	0	0	1
INVE	0	0	0	0	1	0	0	0	0	0	1
POLI	0	0	0	1	0	0	0	0	0	0	1
TCI	0	0	0	1	0	0	0	0	0	0	1
HSU	0	0	0	0	0	0	0	0	0	0	0
TRAF	0	0	0	0	0	0	0	0	0	0	0
Total	0	0	72	36	18	4	0	2	3	3	138

2nd Quarter 2025 Indicator Points by Unit/Detail

