

# EARLY INTERVENTION SYSTEM

## 1<sup>st</sup> & 2<sup>nd</sup> QUARTER 2025



CITY & COUNTY OF SAN FRANCISCO  
Police Department

November 19, 2025

# TEAM



Lieutenant William Heppler



Sergeant Darwin Naval



Wendy Leung



Stephanie Soileau

# EARLY INTERVENTION SYTEM

The San Francisco Police Department's Early Intervention System (EIS) is a structured system that identifies patterns of potential at-risk behaviors by collecting data such as use of force and complaints. The intent of the system is to provide non-disciplinary intervention to assist our members in their professional development.

The background of the slide is a dark blue gradient. In the upper half, there is a stylized fingerprint graphic composed of glowing blue dots. Above the fingerprint, several vertical lines of varying heights extend upwards, each topped with a small blue dot and a numerical value. The values include .31, 9.14, 39.9, 12.5, 492, 9.04, 285, 635, 8.31, 6.76, 8.25, 4.67, and 68. The lower half of the slide features a complex pattern of glowing blue lines and dots, resembling a topographical map or a network diagram.

# PERFORMANCE INDICATORS



# PERFORMANCE INDICATORS

- 🔍 Use of Force
- 🔍 Officer-Involved Shooting
- 🔍 Officer-Involved Discharge
- 🔍 EEO Complaints
- 🔍 Civil Suits
- 🔍 On-Duty Collisions
- 🔍 DPA Complaints
- 🔍 IAD Cases
- 🔍 Tort Claims
- 🔍 Vehicle Pursuits

# INDICATOR POINTS BY QUARTER

	OIS	OID	UOF	DPA	IAD	EEO	Civil Suits	Tort Claims	Vehicle Pursuits	On-Duty Collision	Total
Q1 2025	2	0	372	127	32	4	0	4	0	14	555
Q2 2025	0	0	341	132	37	1	0	9	31	11	562

# INDICATOR POINTS BY STATION

## 1<sup>st</sup> QUARTER 2025

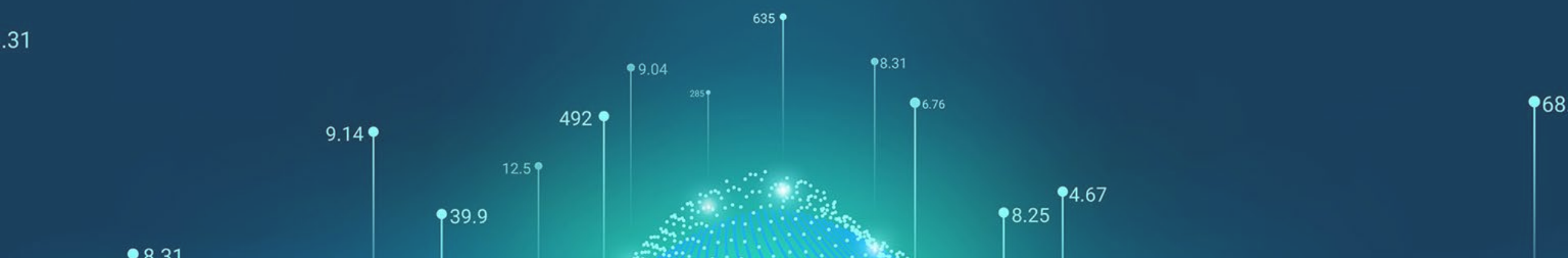
	OIS	OID	UOF	DPA	IAD	EEO	CIVIL SUITS	TORT CLAIMS	VEHICLE PURSUITS	ON DUTY COLLISION	TOTAL
Central	0	0	55	23	3	0	0	1	0	1	83
Southern	0	0	52	12	2	2	0	0	0	2	70
Bayview	0	0	21	13	1	0	0	1	0	1	37
Mission	1	0	39	18	7	1	0	2	0	5	73
Northern	0	0	41	1	3	0	0	0	0	0	45
Park	0	0	3	4	4	1	0	0	0	0	12
Richmond	0	0	7	9	2	0	0	0	0	0	18
Ingleside	0	0	44	14	2	0	0	0	0	1	61
Taraval	1	0	31	17	2	0	0	0	0	1	52
Tenderloin	0	0	79	16	6	0	0	0	0	3	104

# INDICATOR POINTS BY STATION


## 2<sup>nd</sup> QUARTER 2025

	OIS	OID	UOF	DPA	IAD	EEO	CIVIL SUITS	TORT CLAIMS	VEHICLE PURSUITS	ON DUTY COLLISION	TOTAL
Central	0	0	44	13	1	0	0	0	4	1	63
Southern	0	0	51	20	7	0	0	1	3	3	85
Bayview	0	0	23	11	4	0	0	1	4	0	43
Mission	0	0	54	13	8	0	0	1	1	1	78
Northern	0	0	17	14	6	0	0	2	3	1	43
Park	0	0	7	5	4	1	0	0	0	1	18
Richmond	0	0	8	4	3	0	0	0	1	2	18
Ingleside	0	0	36	9	2	0	0	1	5	0	53
Taraval	0	0	8	6	0	0	0	0	1	0	15
Tenderloin	0	0	93	37	2	0	0	3	9	2	146





# ALERTS



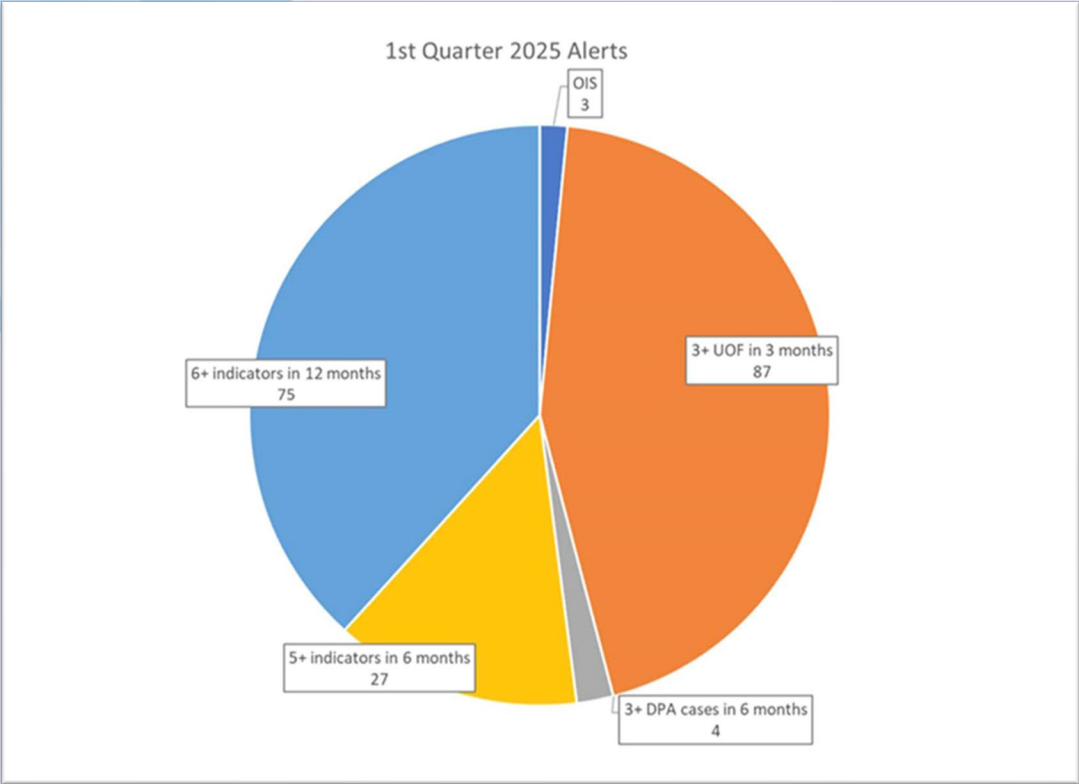
ALERTS

Q1 2025		
4 Members	3 Alert	12 Alerts
41 Members	2 Alerts	82 Alerts
104 Members	1 Alert	104 Alerts
149 Members (↑10.4%)	At Least 1 Alert	198 Alerts

Q2 2025		
13 Members	3 Alert	39 Alerts
33 Members	2 Alerts	66 Alerts
101 Members	1 Alert	101 Alerts
147 Members (↑54.7%)	At Least 1 Alert	206 Alerts

# ALERTS BY STATION

## 1<sup>st</sup> QUARTER 2025



	OIS	OID	3+ UOF	3+ DPA	Any 5	4+ DPA	Any 6	Total
Central	0	0	10	0.33	3.5	0	9.33	23.16
Southern	0	0	7	1.33	5	0	9.33	22.66
Bayview	0	0	5.5	0	1	0	4	10.5
Mission	1	0	7.5	2.33	3.5	0.5	11.33	26.16
Northern	0	0	6	0	1	0	6.5	13.5
Park	0	0	0.5	0	0	0	0.5	1
Richmond	0	0	1	0	0	0	0.5	1.5
Ingleside	0	0	6	0	1	0	4.5	11.5
Taraval	1	0	5	0	2	0	3.5	11.5
Tenderloin	0	0	25	0	9	1.5	17	52.5

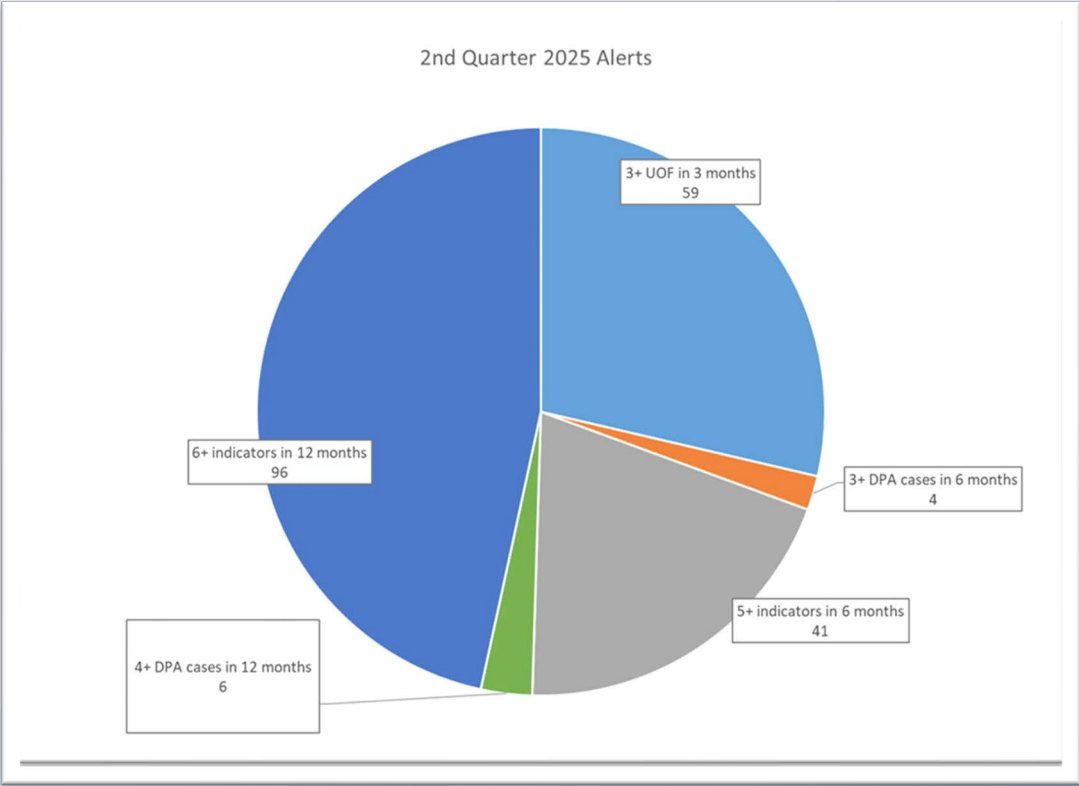
Fractional values indicate a member transferred to a different station or unit during the reporting quarter.

# ALERTS BY STATION

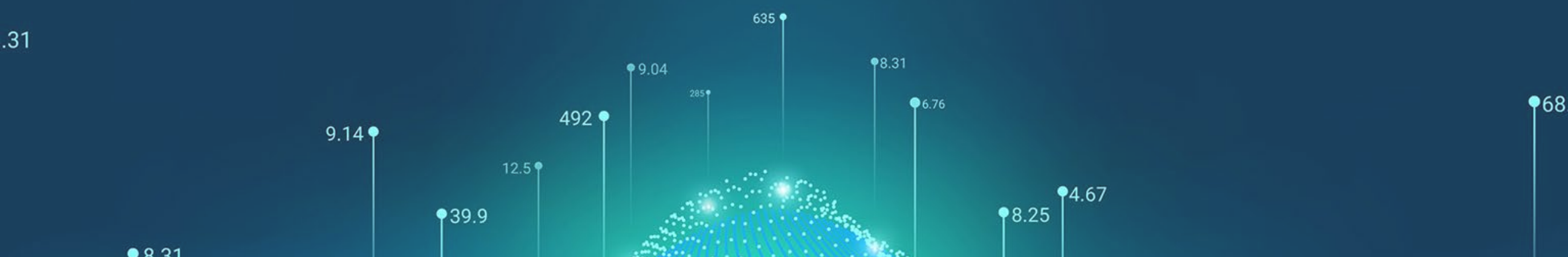
## 2<sup>nd</sup> QUARTER 2025

	OIS	OID	3+ UOF	3+ DPA	Any 5	4+ DPA	Any 6	Total
Central	0	0	6	1	6.83	0	9.66	23.49
Southern	0	0	10	1	7.33	2	15.5	35.83
Bayview	0	0	2	0	1.5	0	9.5	13
Mission	0	0	9.5	1	3.83	1.5	6.66	22.49
Northern	0	0	9.5	1	3.83	1.5	6.66	22.49
Park	0	0	0	0	0	0	0.33	0.33
Richmond	0	0	0	0	0	0	1.5	1.5
Ingleside	0	0	3	0	2.5	0	8.33	13.83
Taraval	0	0	5	0	1	0.5	1	2.5
Tenderloin	0	0	22	0	10	1.5	23.66	57.16


Fractional values indicate a member transferred to a different station or unit during the reporting quarter.







# INTERVENTIONS





# INTERVENTIONS



	Active Interventions By EIS	Interventions Closed
Q1 2025	0	0
Q2 2025	0	0

Performance Improvement Plans may be active for members, but those are managed at the station level.



SAN FRANCISCO  
POLICE DEPARTMENT