

Safe Streets for All

2025 2nd Quarter Update



Safety with Respect




CITY & COUNTY OF SAN FRANCISCO

Police Department
Traffic Division

August 2025

1

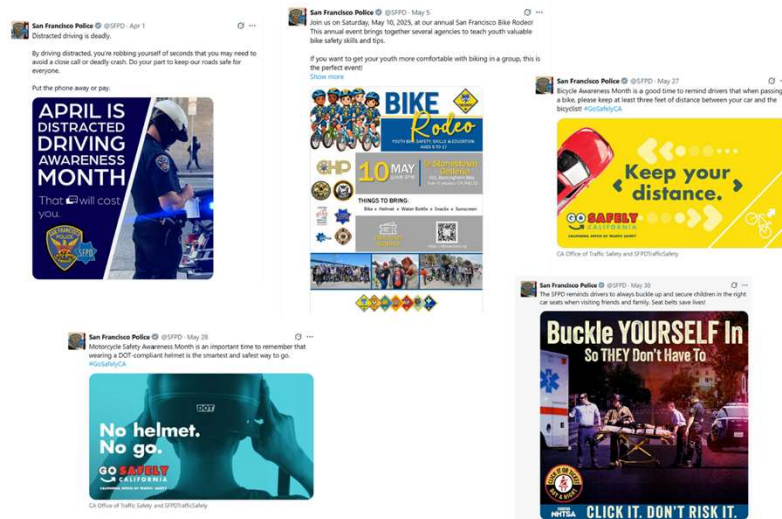


2

Safety with Respect

3

Safety Awareness & Education



3

Safety with Respect

4

Enforcement Operation & Joint Effort



4

Safety with Respect

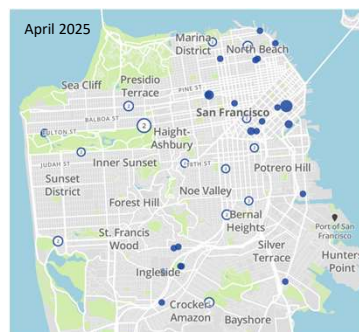
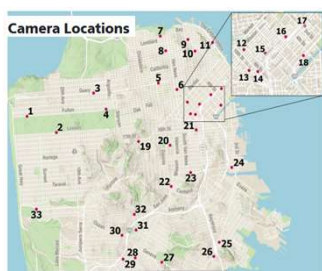
5

Collaborative Partnership

Ongoing Project:

- Continue Installing New Speed Safety Cameras
- Develop Monthly Data Updates
- Data Driven
- Speed Studies

Map of Automated Speed Enforcement Citations

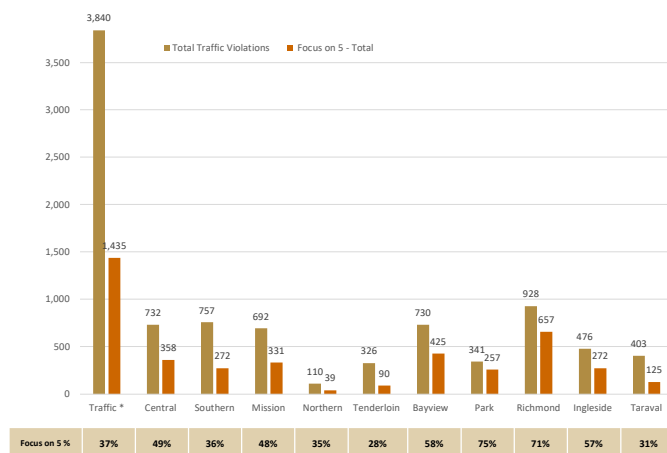


5

Safety with Respect

6

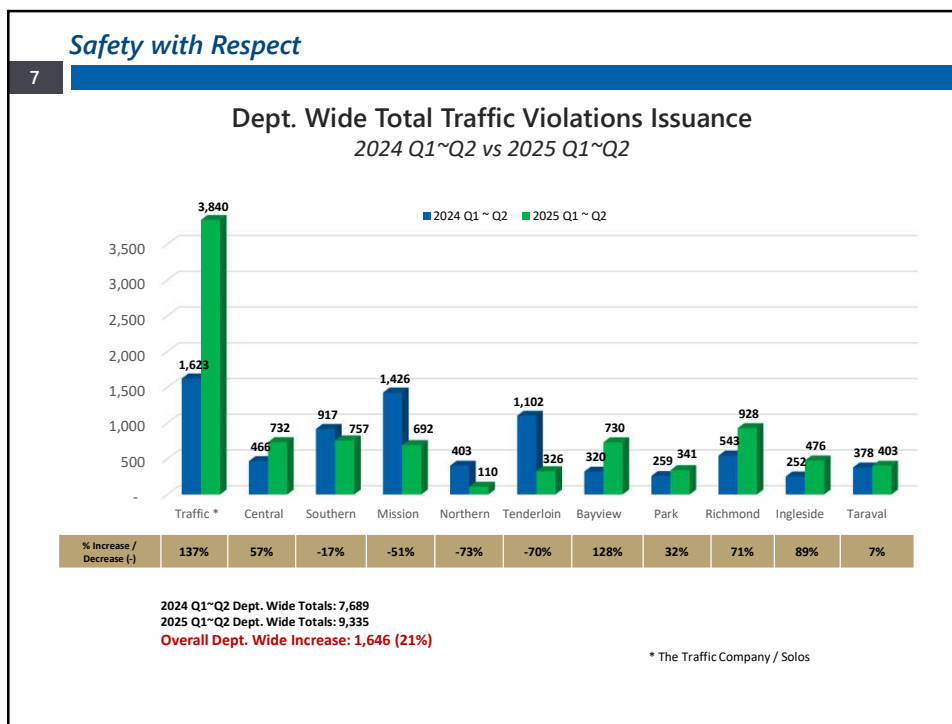
Dept. Wide Traffic Violations & Focus on the Five Violations 1/1/2025 – 6/30/2025



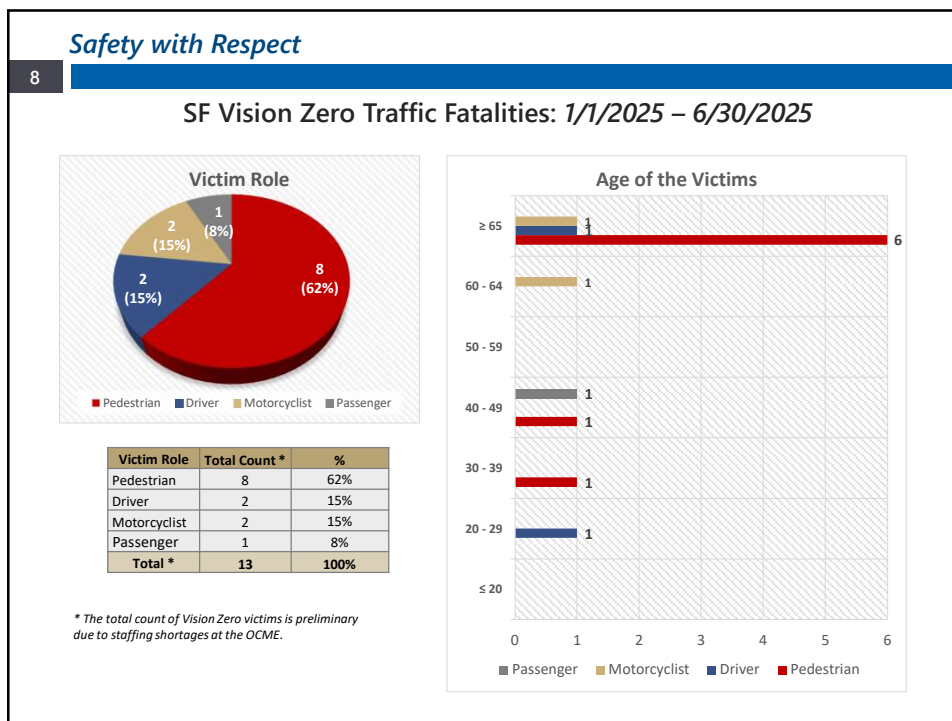
Dept. Wide Traffic Violations Issuance Totals: 9,335
Focus on Five Violations Issuance Totals: 4,261 (46%)
Non-Traffic Violations Issuance Totals: 2,392

* The Traffic Company / Solos

6



7

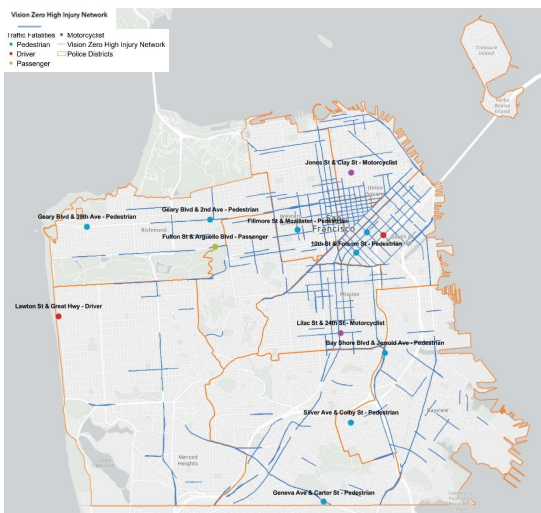


8

Safety with Respect

9

SF Traffic Fatalities: 1/1/2025 – 6/30/2025



Victim Role	Total Count *	%
Pedestrian	8	62%
Driver	2	15%
Motorcyclist	2	15%
Passenger	1	8%
Total *	13	100%

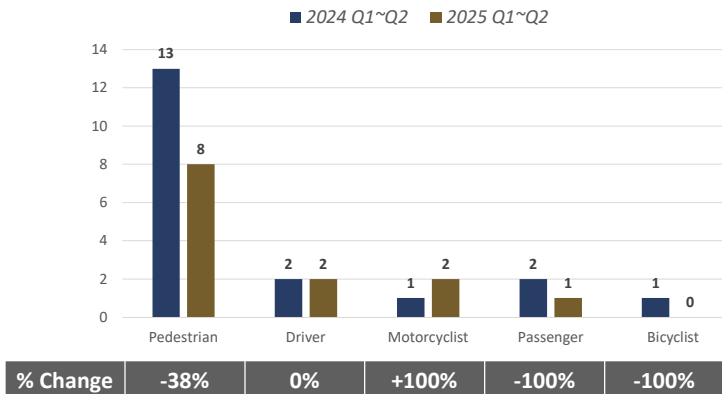
* The total count of Vision Zero victims is preliminary due to staffing shortage at the OCME.

9

Safety with Respect

10

SF Vision Zero Traffic Fatalities: 2024 Q1~Q2 vs 2025 Q1~Q2



* The total count of Vision Zero victims is preliminary due to staffing shortages at the OCME.

2024 Q1~Q2 Total Victims: 19
2025 Q1~Q2 Total Victims: 13
Overall Change: -32%

10

Thank you.

Questions?