

Safe Streets for All

2025 3rd Quarter Update



Safety with Respect



CITY & COUNTY OF SAN FRANCISCO

Police Department
Traffic Division

November 2025

1



2

Safety with Respect

3

Community Engagement & Programs**Continued Developing Programs:**

- Pilot Ambassador Program
- Community Liaison Unit
- Neighborhood Safety Team
- Merchant Walks
- Public Safety and Community Meetings
- Auxiliary Law Enforcement Response Team (ALERT) Program
- Coffee with a Cop to Build Trust and Relationship
- Free Motorcycle Safety Trainings
- National Night Out

**Neighborhood Safety Team****Auxiliary Law
Enforcement
Response Team
(ALERT) Program**


3

Safety with Respect

4

Operations & Tools

- ❖ Utilized Technologies
- ❖ Public Safety Cameras & Drones
 - Crack Downed on Stunt Driving
 - Seized Dirt Bikes and ATV
 - Recovered Stolen Vehicles
 - Seized Large Amount of Cash, Drugs and Weapons
 - Made Arrests

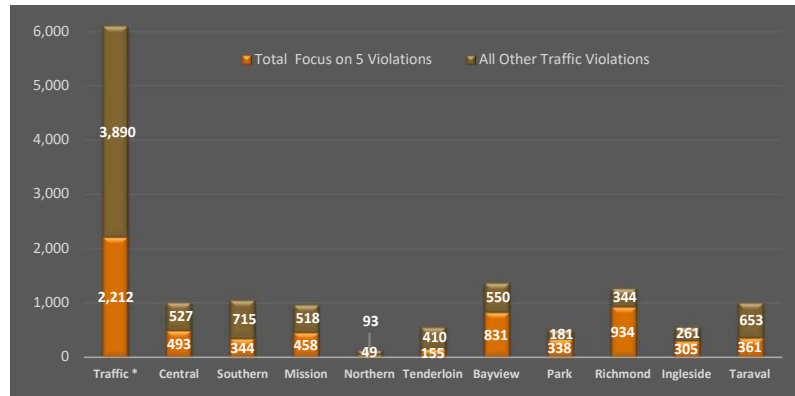
**Public Safety Cameras**

4

Safety with Respect

5

Dept. Wide Traffic Violations & Focus on the Five Violations 1/1/2025 – 9/30/2025



Total Traffic Violations	6,102	1,020	1,059	976	142	565	1,381	519	1,278	566	1,014
Focus on 5 %	36%	48%	32%	47%	35%	27%	60%	65%	73%	54%	36%

Dept. Wide Traffic Violations Issuance Totals: 14,622
Focus on Five Violations Issuance Totals: 6,480 (44%)
Non-Traffic Violations Issuance Totals: 3,412

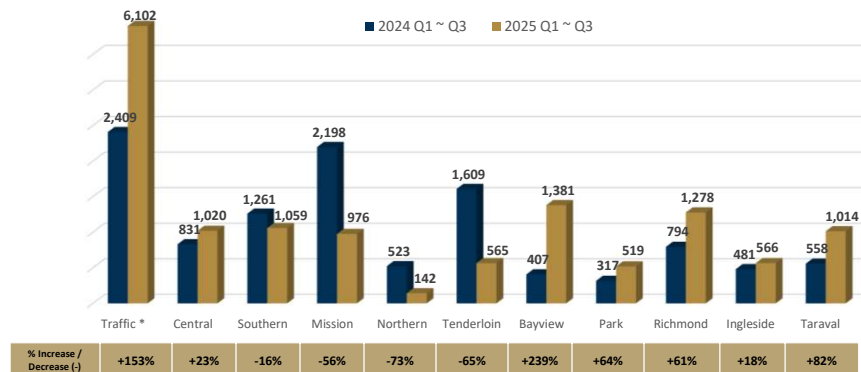
* The Traffic Company / Solos

5

Safety with Respect

6

Dept. Wide Total Traffic Violations Issuance 2024 Q1~Q3 vs 2025 Q1~Q3



% Increase / Decrease (-)	+153%	+23%	-16%	-56%	-73%	-65%	+239%	+64%	+61%	+18%	+82%
---------------------------	-------	------	------	------	------	------	-------	------	------	------	------

2024 Q1~Q3 Dept. Wide Totals: 11,388
2025 Q1~Q3 Dept. Wide Totals: 14,622
Overall Dept. Wide Increase: 3,234 (28%)

* The Traffic Company / Solos

6

Safety with Respect

7

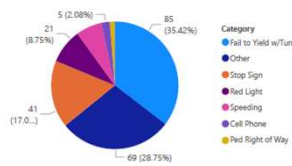
Dept. Wide Traffic Warning Stop Issuance

Department Wide Warning Stop Issuances Q3 2025

Traffic Warnings

Division	Cell Phone	Fail to Yield w/Turning	Other	Ped Right of Way	Red Light	Speeding	Stop Sign	Unlicensed Driver	Total
▼									
☐ Traffic Company	5	85	69	3	21	16	41		240
☐ Mid-City Division	2	21	84	1	14	1	12		135
Tenderloin Station		12	33		7		4		56
Mission Station		9	51	1	7	1	8		77
☐ Metro Division		20	111	2	27	5	23		188
Southern Station		4	33		6		4		47
Northern Station		7	55	2	17	5	16		102
Central Station		9	23		4		3		39
☐ Golden Gate Division		21	96	6	37	25	140	1	326
Taraval Station		9	27		17	8	23		84
Richmond Station		2	8	5	1	15	22		53
Park Station		3	8	1	7		10		29
Ingleside Station		3	9		4	1	13	1	31
Bayview Station		4	44		8	1	72		129
Total	7	147	360	12	99	47	216	1	889

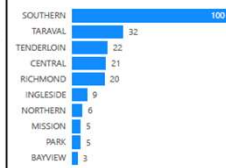
Number of Traffic Warning Stops by Type



***Please be aware that offenses involving bicycles and pedestrians fall under the Other Traffic Violations Category. Local offense codes are not tracked in the stops dataset at present.

Data Source: Benchmark Analytics Stops Data

Number of Traffic Warning Stops by Police District



7

Safety with Respect

8

Dept. Wide Traffic Warning Stop Issuance 7/1/2025 – 9/30/2025

Focus on 5 Warnings

Division	Fail to Yield w/Turning	Ped Right of Way	Red Light	Speeding	Stop Sign	Total
▼						
☐ Traffic Company	85	3	21	16	41	166
☐ Mid-City Division	21	1	14	1	12	49
Tenderloin Station	12		7		4	23
Mission Station	9	1	7	1	8	26
☐ Metro Division	20	2	27	5	23	77
Southern Station	4		6		4	14
Northern Station	7	2	17	5	16	47
Central Station	9		4		3	16
☐ Golden Gate Division	21	6	37	25	140	229
Taraval Station	9		17	8	23	57
Richmond Station	2	5	1	15	22	45
Park Station	3	1	7		10	21
Ingleside Station	3		4	1	13	21
Bayview Station	4		8	1	72	85
Total	147	12	99	47	216	521

***Please be aware that offenses involving bicycles and pedestrians fall under the Other Traffic Violations Category. Local offense codes are not tracked in the stops dataset at present.

Data Source: Benchmark Analytics Stops Data

Non-Traffic Warnings

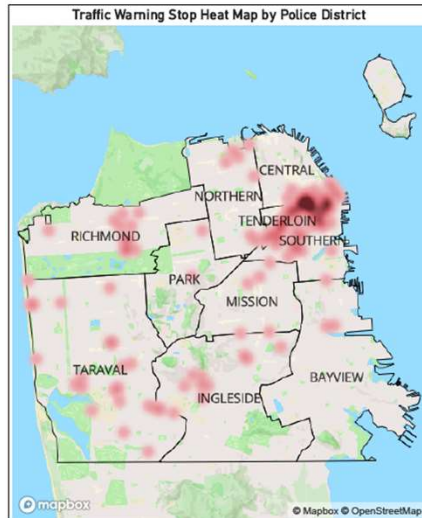
Division	Total
☐ Traffic Company	1
☐ Mid-City Division	47
Mission Station	20
Tenderloin Station	27
☐ Metro Division	69
Central Station	23
Northern Station	16
Southern Station	30
☐ Golden Gate Division	41
Bayview Station	10
Ingleside Station	12
Park Station	4
Richmond Station	1
Taraval Station	14
Total	158

8

Safety with Respect

9

Dept. Wide Traffic Warning Stop Issuance 7/1/2025 – 9/30/2025



***Please be aware that offenses involving bicycles and pedestrians fall under the Other Traffic Violations Category. Local offense codes are not tracked in the stops dataset at present.

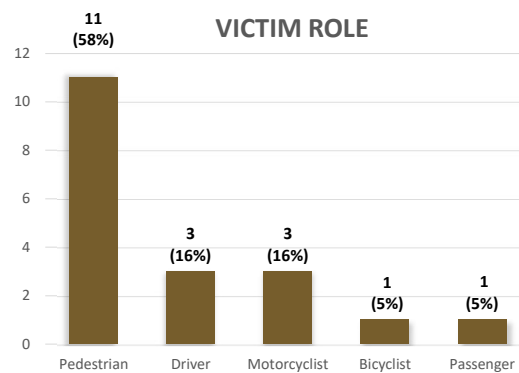
Data Source: Benchmark Analytics Stops Data

9

Safety with Respect

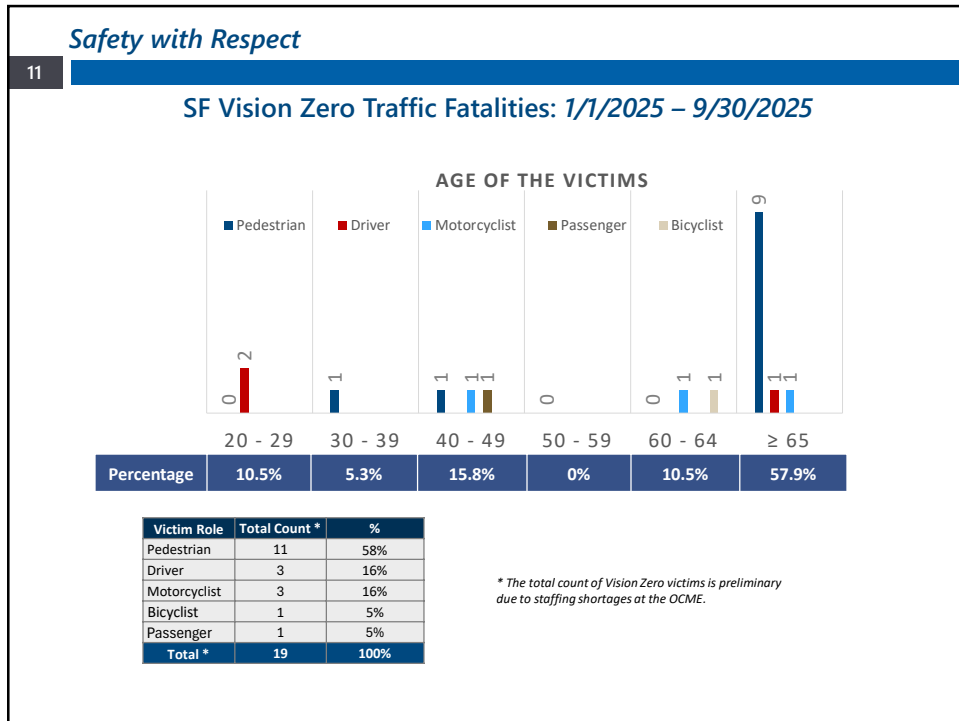
10

SF Vision Zero Traffic Fatalities: 1/1/2025 – 9/30/2025

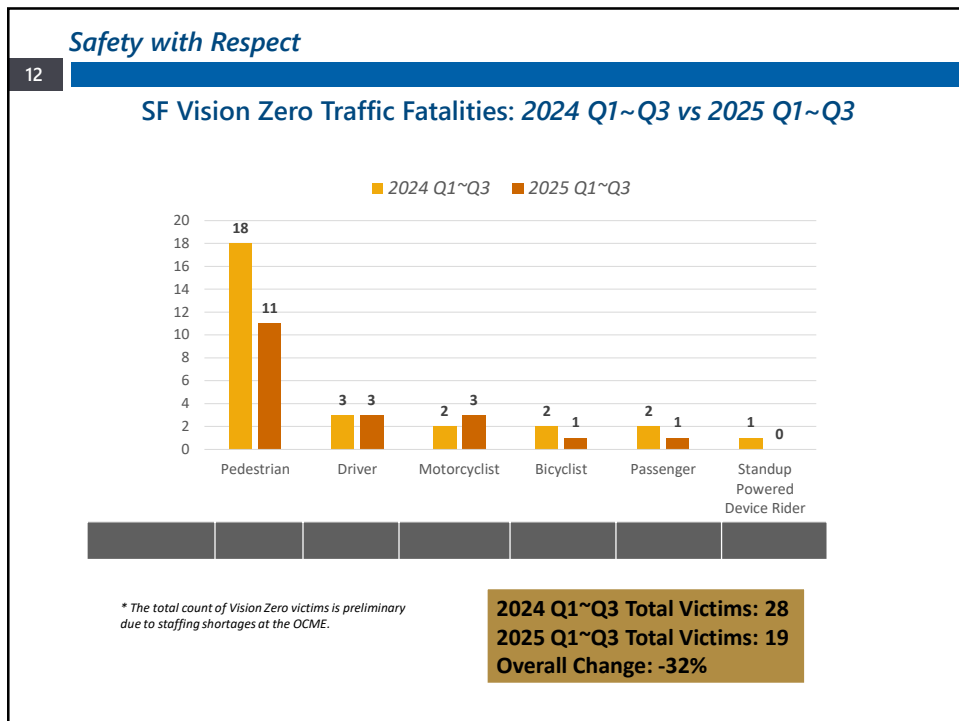


* The total count of Vision Zero victims is preliminary due to staffing shortages at the OCME.

10



11

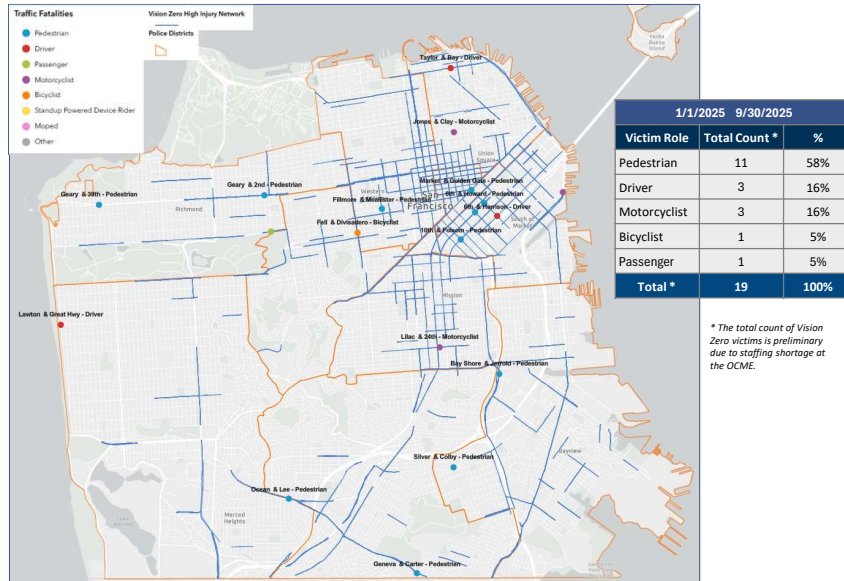


12

Safety with Respect

13

SF Traffic Fatalities: 1/1/2025 – 9/30/2025



13

Safety with Respect

14



14