

OpenGov 


CCSF - PermitSF

Weekly Status Report - May 18, 2026



# Project Status – High Level

**Status Indicators** (**GREEN** = on track, no major issues; **YELLOW** = potential risk to project delivery; **RED** = issues present with major impact to scope, schedule, resources)

<p><b>PermitSF Project Health</b></p>		<p>PermitSF – User Acceptance Testing is actively in progress with key stakeholders across departments. Comprehensive training plans have been finalized and shared with core teams as the overall project shifts focus toward summer go-live readiness.</p> <p>OpenGov The engineering team is heavily focused on critical-path summer launch features, currently waiting on final inspection scheduling enhancements for the trade permits rollout. Active collaboration continues to refine permit types with PermitSF for the permit types launched last few months.</p> <p>Overall project remains on track with teams focused on training execution and UAT completion.</p>
---	---	---

# Project Status – Risks, Issues, Wins

## Top Risk(s)

1. **Inspection Scheduling: Advanced Features in Active Development** — OpenGov's engineering team is actively building the advanced inspection scheduling features committed to the roadmap. These features are on a tight timeline with no buffer for delay. Continued progress and on-time delivery remain critical to support the June UAT and training for next launch.

## Top Issue(s)

1. **Ongoing SLA Metric Improvement** — The team continues to identify opportunities to strengthen SLA performance. No red flags at this time. OpenGov remains available to support PermitSF through additional training sessions or process improvement consultation as needed.

## Top Win(s)

1. **City Team Expands Permit Types in Portal** — City team successfully configure some simple permit types in the portal autonomously, growing expertise in the platform.

# Project Status – Milestones

**Status Indicators** (**GREEN** = on track, no major issues; **YELLOW** = potential risk to project delivery; **RED** = issues present with major impact to scope, schedule, resources; **GREY** = not started)

Milestones/ Workstreams	Record Type Workflows	Data Migration	Payment Processor	Integration**	Reporting & Dashboards	Change Management
Initiate	Completed	Completed	Completed	Completed	Completed	Completed
Validate	Completed	Completed	Completed	Completed	Completed	Completed
Configure	Completed (Feb) Completed (Apr) Completed (Jun)	N/A	Completed	Completed (Feb) Completed (Apr) Completed (Jun)	Completed (Feb) Completed (Apr) Completed (Jun)	Completed (Feb) Completed (Apr) Completed (Jun)
Train	Completed (Feb) Completed (Apr) In Progress (Jun)	N/A	Completed	Completed (Feb) Completed (Apr) In Progress (Jun)	Completed (Feb) N/A (Apr) In Progress (Jun)	Completed (Feb) Completed (Apr) In Progress (Jun)
Launch	Completed (Feb) Completed (Apr) Not Started (Jun)	N/A	Completed	Completed (Feb) Completed (Apr) Not Started (Jun)	Completed (Feb) N/A (Apr) Not Started (Jun)	Completed (Feb) Completed (Apr) Not Started (Jun)

\*\*Integration includes Master Address Table, GIS with Flags, CSLB, Advanced Reporting Integration, Bluebeam\*\*




# Project Status – Workflow/ Permit Type

**Status Indicators** (GREEN = on track, no major issues; YELLOW = potential risk to project delivery; RED = issues present with major impact to scope, schedule, resources; GREY = not started)

Workflow	Fire Construction	Re-roofing	Express & OTC Trades	OTC DSW	Solar App+	Special Events	Water Flow	Contractor Authorization
Initiate	Completed	Completed	Completed	Completed	Completed	Completed	Completed	Completed
Validate	Completed	Completed	Completed	Completed	Completed	Completed	Completed	Completed
Configure	Completed	Completed	Completed	Completed	Completed	Completed	Completed	Completed
Train	Completed	In Progress	In Progress	Completed	In Progress	Completed	Completed	Completed
Launch	Completed	Not Started	Not Started	Completed	Not Started	Completed	Completed	Completed

# Project Health Tracker Dashboard

**Status Indicators** (**GREEN** = on track, no major issues; **YELLOW** = potential risk to project delivery; **RED** = issues present with major impact to scope, schedule, resources)

<b>Delivery</b>		UAT is in progress across majority workflows. Focus remains on scheduling enhancements for trade permits. Prep for launch and training plans confirmed.
<b>Schedule</b>		Prioritized record types on track. Currently refining launch permit types. June UAT milestones for senior inspectors remain the primary scheduling focus.
<b>Resource/ Capacity</b>		Capacity is steady. Recommendation to utilize dedicated resources for specific record types to accelerate feedback loops during the UAT cycle.

**Thank You**