



Quarterly Update

San Francisco Justice Services Care Model

Juvenile Probation Commission
February 11, 2026



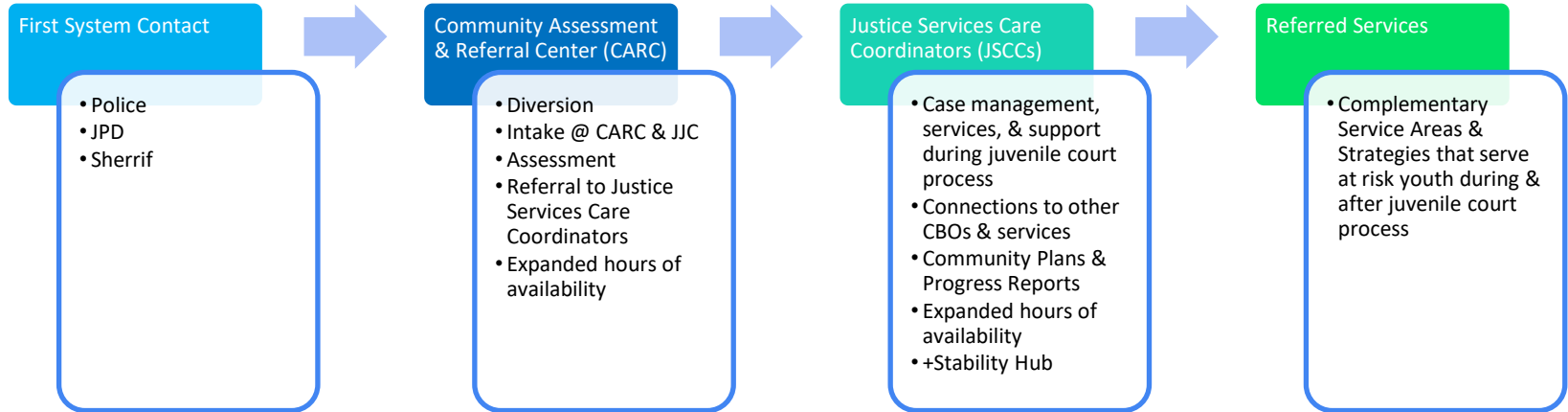
MNC
INSPIRING SUCCESS
INSPIRANDO ÉXITO



Agenda

1. San Francisco Justice Services Care Model
2. Progress towards the Model
3. DCYF Updates
4. CARC Expansion
5. Metrics & Data
 - A. Juvenile Probation Department
 - B. CARC
 - C. Justice Services Care Coordinators
 - D. Mission Neighborhood Centers: Safe Haven & Curfew Compliance

I. San Francisco Justice Services Care Model: *CARC + Justice Services Care Coordinators*



JPD/Case Process



Target Population

San Francisco Justice Services Care Model

- Young people who are arrested under the age of 18 or for a juvenile court matter in San Francisco, and their families
- Includes young people who live outside of San Francisco
- Provides support throughout San Francisco juvenile court process
- *Young people who are diverted from prosecution to CARC are served by CARC and not referred to JSCCs.*

II. Progress towards the Model

Date	Milestone
March 2024	DCYF 2024-2029 funding awards announced
June 2024	Joint JSCC, CARC, DCYF, JPD planning begins
July 2024	DCYF 5 Year Funding Cycle begins
October 2024	San Francisco Justice Services Care Model launches
December 2024	JJC 101 Information Session for CARC & JSCCs
January 2025	Quarterly meetings with judges, District Attorney's Office, Public Defender's Office, and Bar Association of San Francisco commence
April 2025	<ul style="list-style-type: none">-Data sharing court orders executed for CARC and all JSCCs-CARC commences in custody assessments-JSCC/CARC all-staff in-person meet and greet-JSCC/CARC staff "live" roster developed and shared with all partners

II. Progress towards the Model

Date	Milestone
Spring 2025	-Information Sessions with Justice Partners, DCYF Grantees, DPH Clinical Providers -Youth & Family Flyer created -JSCC Community Plan updated
Summer 2025	-Youth & Family Flyer translated into Chinese, Vietnamese, Spanish, and Tagalog -CARC joins 2 PM Interagency Meeting/ Juvenile Justice Multidisciplinary Team with JPD, SFUSD, HSA, SPY
June 2025	JSCC/CARC all-staff in-person training
July 2025	Year 2 of DCYF Grant Cycle commences
August 2025	-DCYF CMS Training - Referrals Tracking -JSCC/CARC meeting with <i>Impact Justice</i> regarding data/metrics
September 2025	Mayor's Office site visit to CARC
October 2025	One year anniversary of San Francisco Justice Services Care Model
January/ February 2026	Planning meetings with Sheriff's Office regarding expanded CARC hours



III. DCYF Updates

- Community Grants RFP
 - DCYF issued Community Grants last October and announced results February 9th
 - Centers for Equity and Success, Inc. awarded the JSCC grant with an annual allocation of \$600,000.
 - Grant term: April 2026 - July 2029
- Evaluation
 - Child Trends will conduct evaluation activities for Justice Services
 - Activities include, but are not limited to:
 - Identify where the system is operating more and less well and what factors are influencing operations, flow and impact, including recent policy changes related to juvenile justice.
 - Identify programmatic gaps and barriers.
 - Document and analyze relationships established and maintained between justice-involved youth and juvenile justice-systems agencies.
 - Evaluate intake, assessment and referral tools and processes for juveniles who display diverse ranges of support needs and potential safety risks.
 - Assess how well the strategies under the San Francisco Justice Services Care Model are connecting youth to other DCYF strategies.
 - Measure the impact of the San Francisco Justice Services Care Model on youth outcomes, including justice system and education.

IV. CARC Expansion

- Expanded Hours
 - SFSO on call Saturdays 10 AM-6 PM
 - Target Date: 2/28/26
- Police Department Liaison
 - Still working on a Liason
- Recruitment Updates:
 - Filled positions:
 - IFR Justice Navigator as of 11/20/25
 - Justice Navigator (night shift) as of 11/18/25
 - Open positions:
 - RJ Coordinator



V. Metrics & Data

1. Juvenile Probation Department
2. CARC
3. Justice Services Care Coordinator
4. Mission Neighborhood Centers-Safe Haven and Curfew Compliance

JPD Data Report

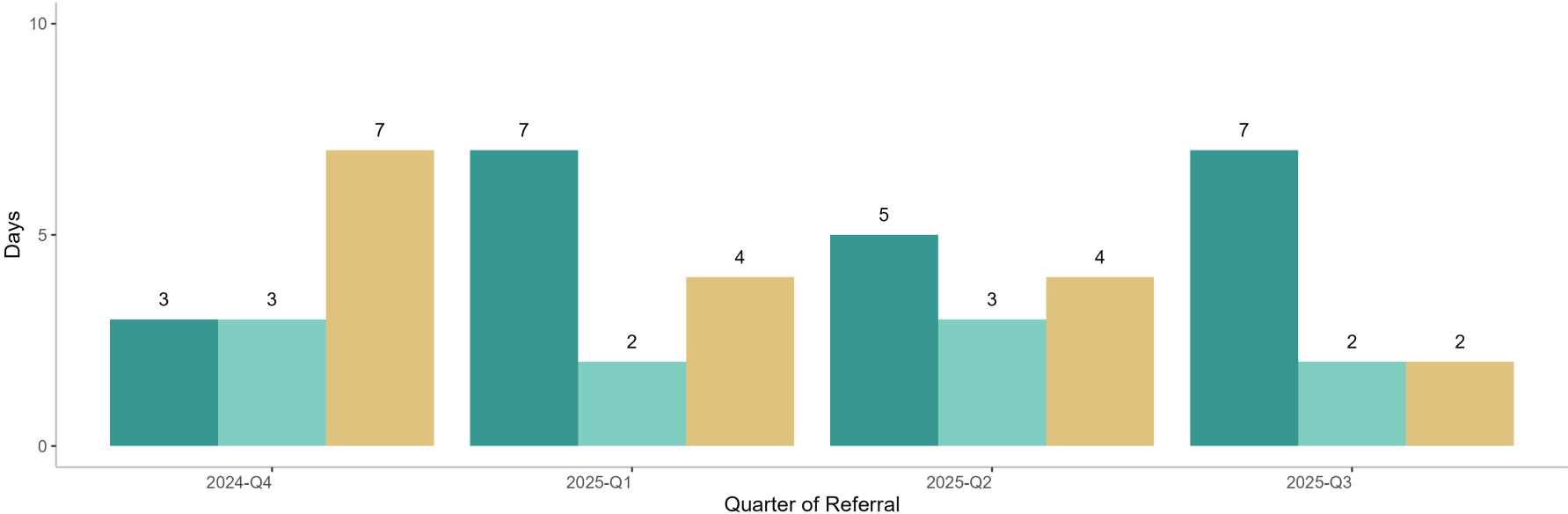
PS Charts 3.1 - 3.4: CARC & JSCC Service Delivery

- In Charts 3.1-3.3, youth are grouped by the quarter in which they were referred to JPD. The quarters are based on the calendar year. Charts 3.1 and 3.2 will only be updated on a quarterly basis.
- Chart 3.1 depicts the average number of days it takes for youth to go through each phase of the CARC/JSCC model by quarter of referral.
- Chart 3.2 shows how many youth were retained at each stage of the CARC/JSCC model, using referrals by quarter and tracking retention within one month of the referral date.
 - The number of referrals depicted in Chart 3.2 reflects the following referral types that get referred to CARC for assessment: Booking, Citation, Remand, Transfer from County Jail, Transfer In - In Custody, Transfer In - Out of Custody, and Booking - Petition Warrant. Referrals which are diverted to CARC are excluded.
- Chart 3.3 shows how many youth did not have a CARC assessment within one month of their referral and the subsequent reason for the missing assessment.
- Chart 3.4 displays the number of youth assigned to each JSCC provider in a given month.
- Chart 3.5 displays the cumulative number of youth assigned to each JSCC by month beginning in FY25/26.

PS 3.1: Average CARC/JSCC Timeline by Quarter of Referral

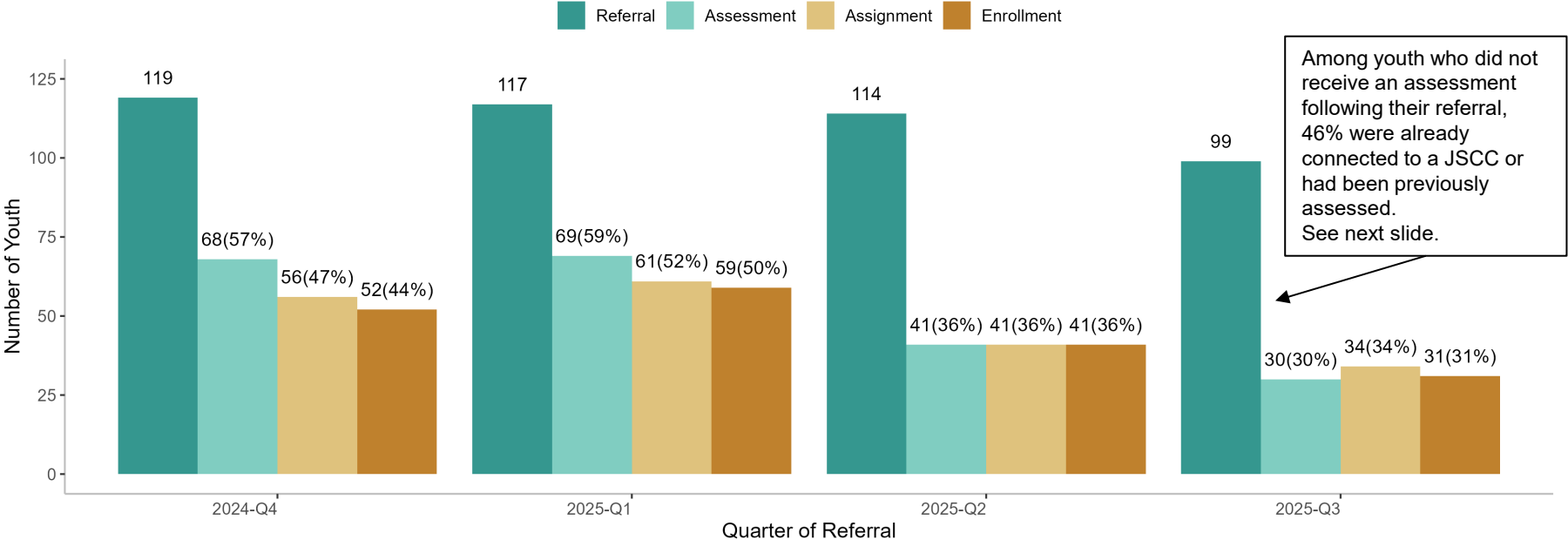
Average Length of Time to Progress Through CARC/JSCC by Quarter of Referral

Referral to Assessment Assessment to Assignment Assignment to Enrollment



PS 3.2: CARC/JSCC Retention Rate by Quarter of Referral

Number and Percent of Youth Retained Throughout CARC/JSCC Within One Month of Referral by Quarter of Referral

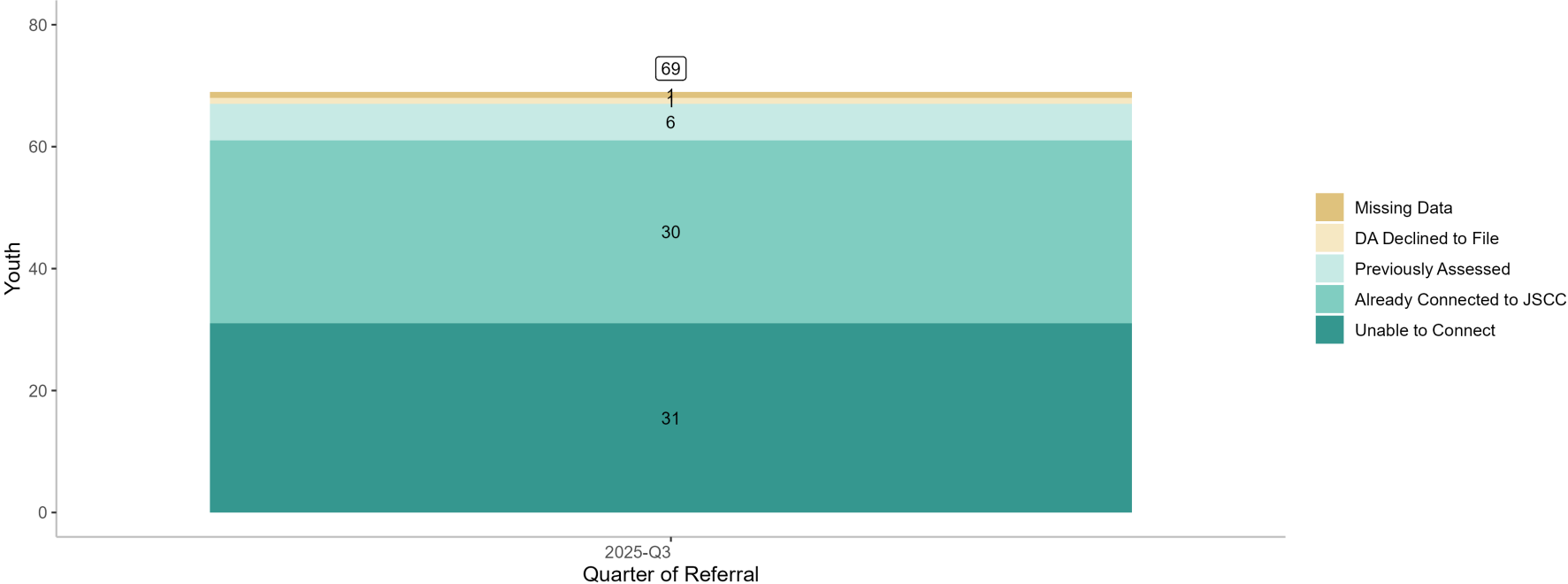


Among youth who did not receive an assessment following their referral, 46% were already connected to a JSCC or had been previously assessed. See next slide.

Notes: Some youth do not receive a CARC assessment because they either have been assessed before, decline the assessment, cannot be reached, or are already connected to a JSCC provider.

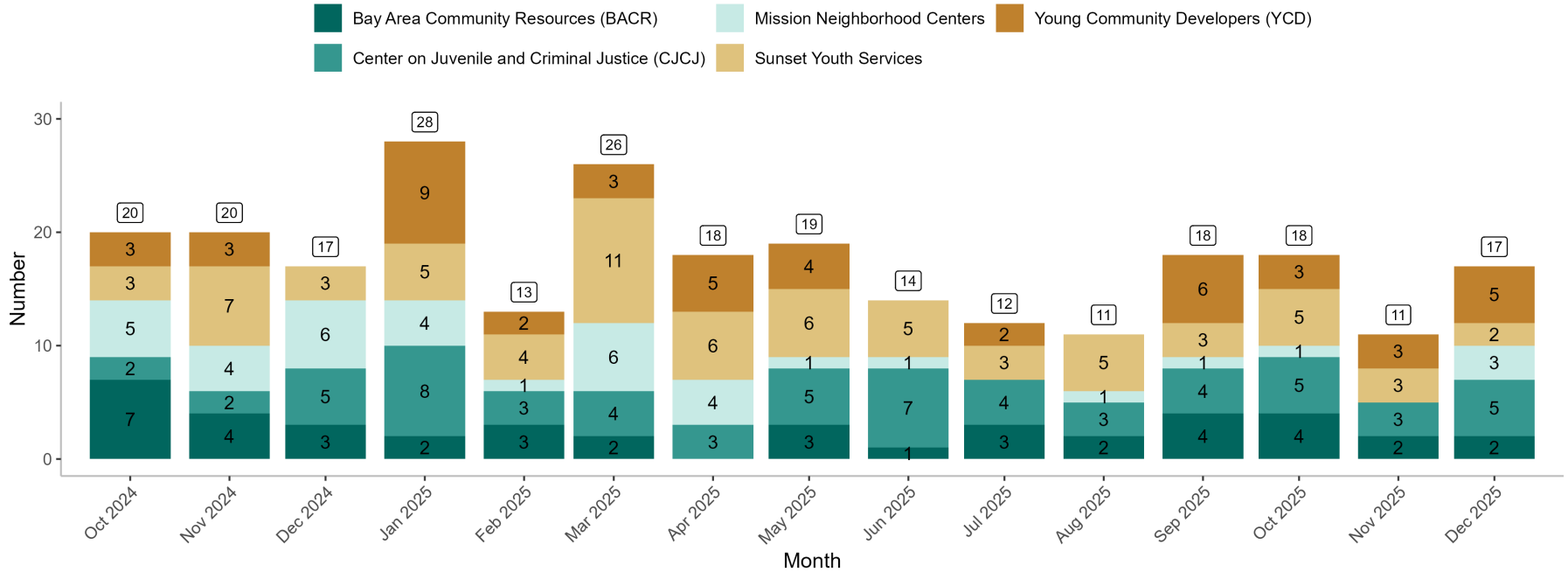
PS 3.3: Reasons for Missing CARC Assessments

Reasons for Missing Assessment Within One Month of Referral



PS 3.4: Youth Assigned to JSCC by Provider

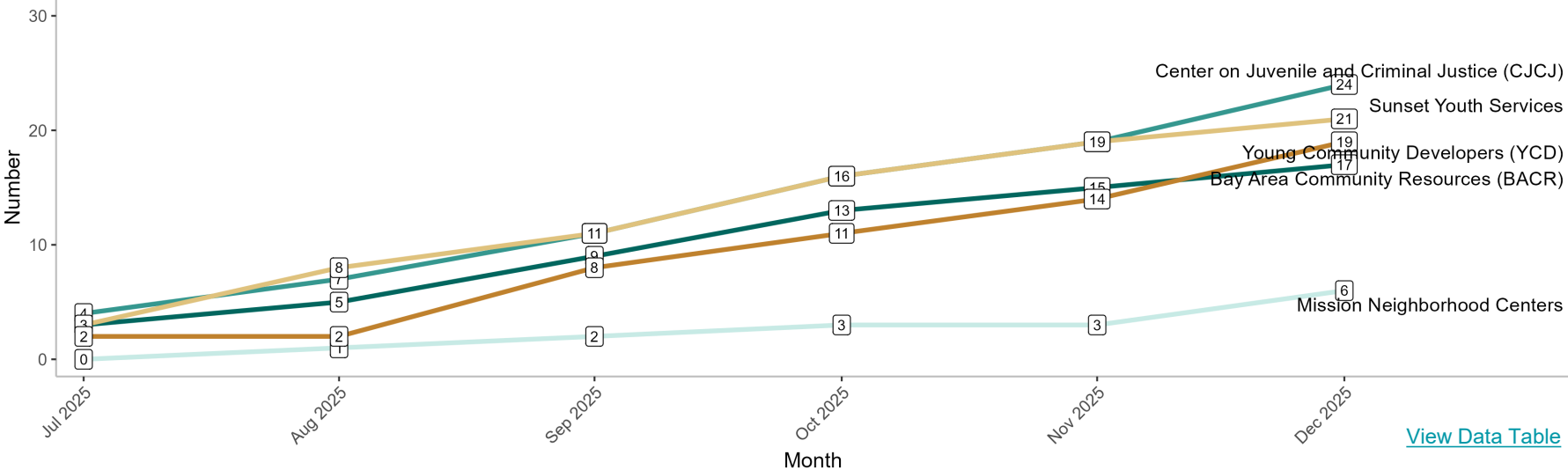
Number of Youth Assigned to JSCC Providers by Month



PS 3.5: Cumulative Youth Assigned to JSCC by Provider

Cumulative Number of Youth Assigned to JSCC Providers by Month Since FY25/26

- Bay Area Community Resources (BACR)
- Mission Neighborhood Centers
- Young Community Developers (YCD)
- Center on Juvenile and Criminal Justice (CJCJ)
- Sunset Youth Services



[View Data Table](#)

CARC Assessment Data

Q2 10/1/25-12/31/25

Youth Assessed by CARC (all CARC programs): 74

- Includes: youth diverted to CARC (no JSCC assignment), youth referred to AFTER & youth not diverted & assessed by CARC for a JSCC match/assignment

Location of CARC Assessment:

- CARC/Community Locations: **37**
- JJC: **37**

Youth Referred to a JSCC CBO: 56

of Referrals to Each JSCC CBO:

- BACR: **9**
- CJCJ: **16**
- MNC: **5**
- SYS: **13**
- YCD: **13**



CARC Assessment Data Cont.

Q2 10/1/25-12/31/25

of Days from **Citation Date to CARC Assessment**: *only reflective of youth confirmed referral to a JSCC CBO*

- average: **3 days**

of Days from **CARC Assessment to JSCC Referral**: *only reflective of youth confirmed referral to a JSCC CBO*

- average: **1 day**

CARC is working on updating data collection infrastructure to report back on various new data points as the JSCC/CARC model continues to build out.

JSCC Staffing

The five JSCC organizations have a total of 20.75 FTE case carrying positions with 4 FTE currently open:

BACR: Total - 3 FTE

CJCJ: Total - 4.75 FTE

MNC: Total - 5 FTE (*3 of which are open*)

SYS: Total - 4.5 FTE

YCD: Total - 3.5 FTE (*1 of which is open*)

JSCC Referral Demographics

Q2 10/1/25-12/31/25

- Referral Types:
 - **63%** of JSCC referrals were in JJC (in-custody)
 - **37%** of JSCC referrals were in Community (out of custody)

- Gender:
 - **43** Boys
 - **13** Girls

- Age Ranges:
 - 13-15 years old: **12**
 - 16 years old: **17**
 - 17 years old & up: **27**

MNC Safe Haven & Curfew Compliance

- MNC Staffing Updates
- In addition to serving as a Justice Services Care Coordinator, Mission Neighborhood Centers also provides the following services:
 - Curfew Compliance
 - Safe Haven Stability Hub
- To date:
 - **69** youth have received Curfew Compliance services
 - **21** youth have participated in the Safe Haven program

Questions?