

# Charity Care Report: 2022-2024

Health Commission Finance and Planning Committee

January 5, 2026



San Francisco Department of Public Health  
Office of Policy & Planning

# Agenda

---

1

Charity Care Overview and Background

---

2

2022-2024 Charity Care Trends

---

3

Charity Care Moving Forward

---

# Charity Care Ordinance and Reporting Hospitals

## San Francisco Charity Care Ordinance 163-01 passed in 2001:

- Requires hospitals to notify patients about free and discounted services
  - *Review of charity care posting and notifications conducted every two years*
- Requires hospitals to annually report charity care data to DPH

**Charity Care** is emergency, inpatient, and outpatient medical care, including ancillary services, provided to those who cannot afford to pay and without expectation of reimbursement

**Medi-Cal Shortfall** is the unreimbursed cost of providing services to the hospital's Medi-Cal patients



*\* Reports voluntarily*



CHINESE HOSPITAL



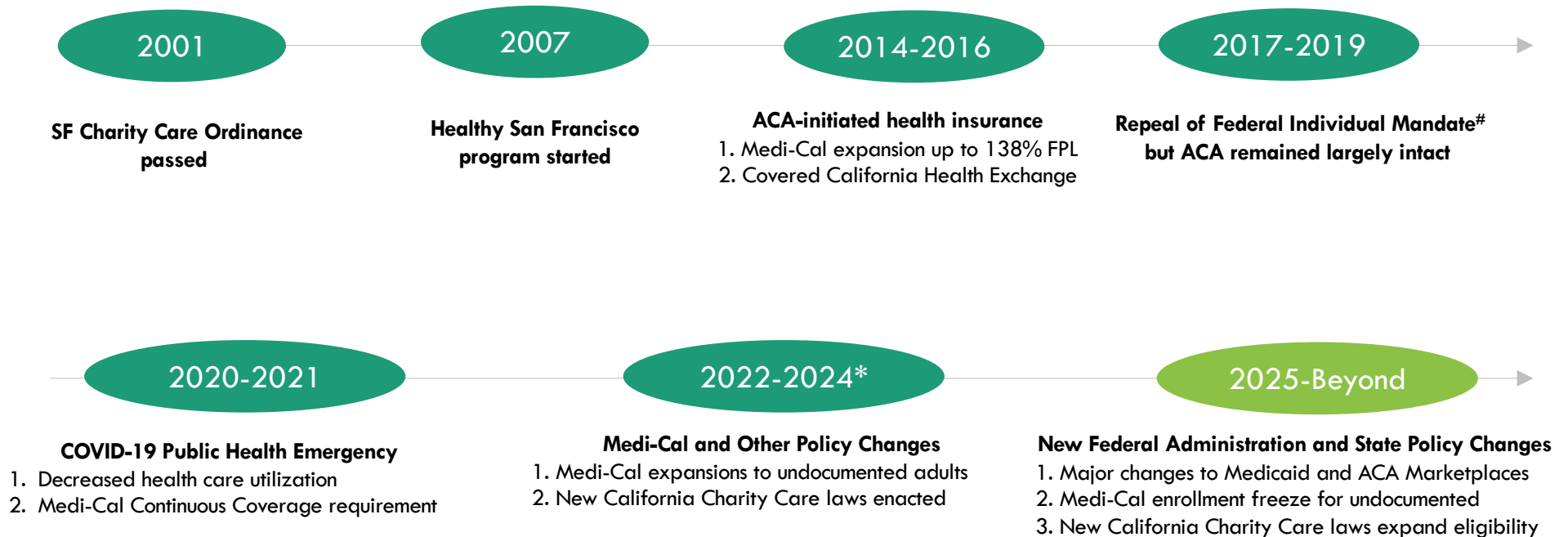
*\* Reports voluntarily*



San Francisco Health Network  
Zuckerberg San Francisco General Hospital

*\* Reports voluntarily*

# Charity Care Landscape: Timeline



<sup>#</sup> California implemented state-level individual mandate

<sup>\*</sup> Report Covers 2022, 2023, and 2024

# Charity Care Report Overview

---

## **Goal: Understand and present trends related to charity care in San Francisco**

- Showcases city-wide trends and hospital-specific data
- Tracks charity care for HSF and non-HSF populations
- Engages representatives from the mandatory and voluntary reporting hospitals for development and review

**Charity Care:** Free or discounted care provided to under- or uninsured patients and care for those enrolled in Healthy San Francisco (HSF).

**Healthy San Francisco (HSF):** A program created by local ordinance designed to make health care services available and affordable to uninsured San Francisco residents.

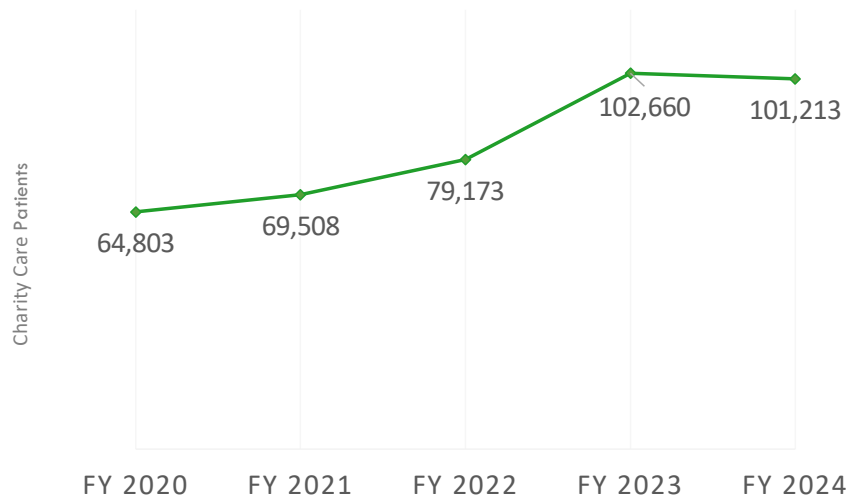
## 2022-2024 Charity Care Findings

---

1. The total number of Charity Care patients increased by 46 percent in San Francisco between the 2021 and 2024 reporting periods. Charity Care expenditures also increased, but at a slower rate.
2. While the uninsured continue to need and access Charity Care, the vast majority of San Francisco Charity Care patients – 88 percent in 2024 – have some form of health coverage.
3. Charity Care patients across San Francisco hospitals continue to be primarily San Francisco residents, and from groups most likely to experience health inequities.

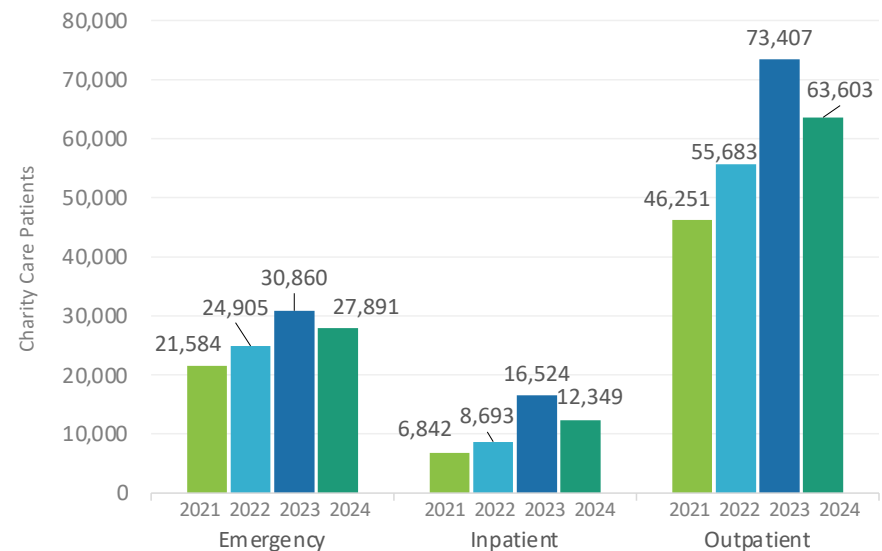
## Charity Care Patients Increased Citywide from 2021 to 2024.

### Unduplicated Charity Care Patients, 2020 to 2024



**Charity Care patients increased by 46 percent between 2021 and 2024 in San Francisco**

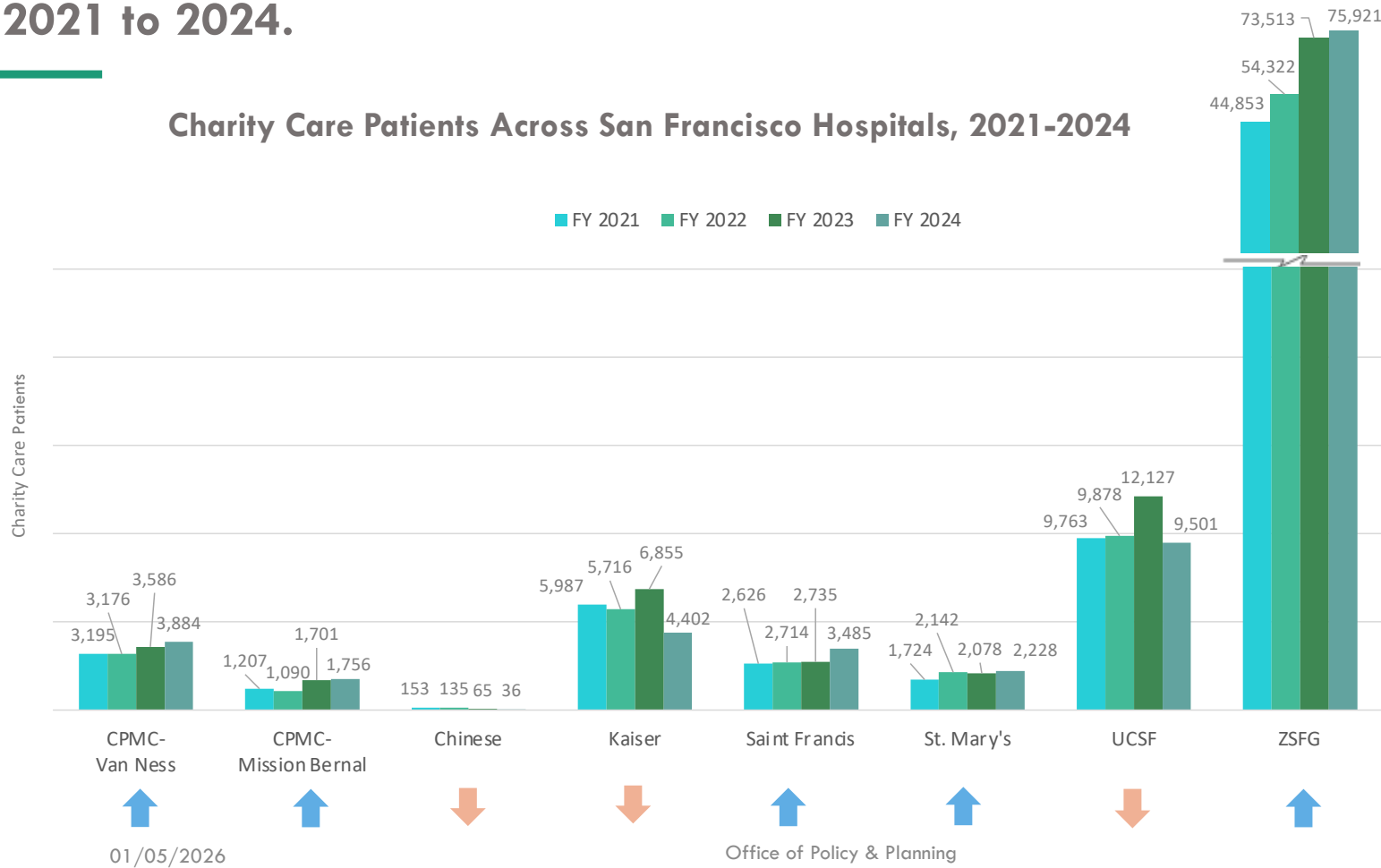
### Charity Care Patients by Service Type, 2021 to 2024



**Utilization of all types of Charity Care services increased between 2021 and 2024**

# Most Reporting Hospitals Saw Increases in Charity Care Patients from 2021 to 2024.

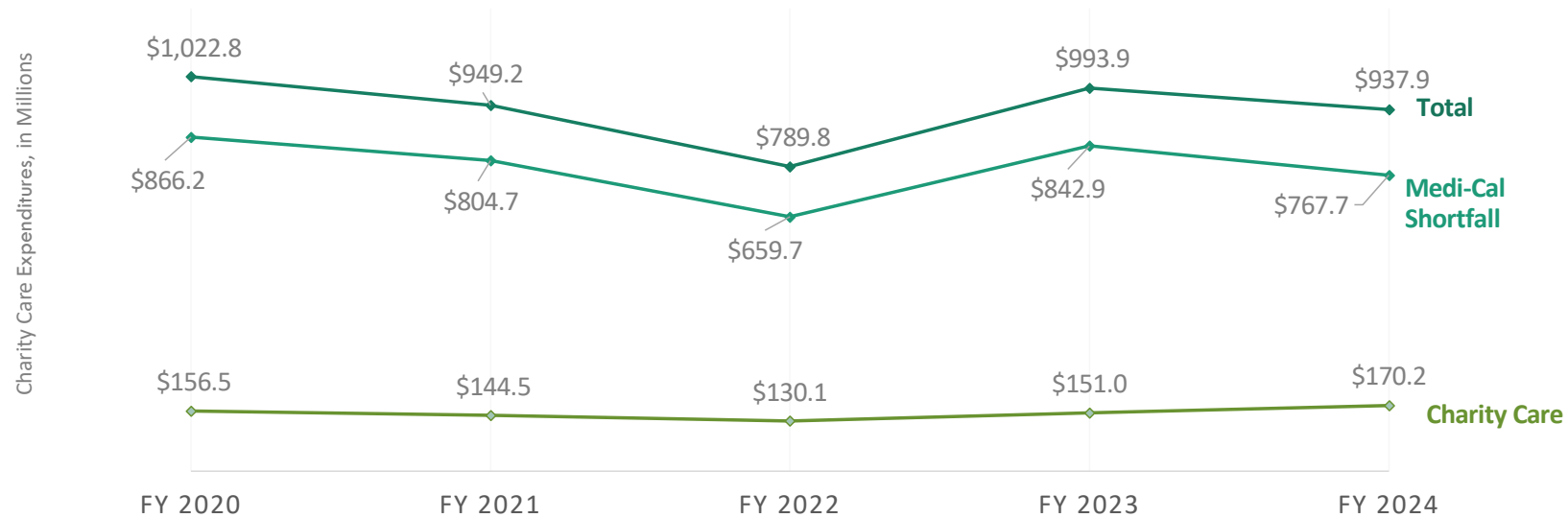
Charity Care Patients Across San Francisco Hospitals, 2021-2024





## Charity Care Expenditures Increased Citywide from 2021 to 2024.

Charity Care and Medi-Cal Shortfall (in Millions), 2021-2024



**Charity care expenditures increased by 18 percent from 2021 to 2024. Medi-Cal Shortfall decreased by 5 percent from 2021 to 2024.**

## Ratio of Charity Care Costs to Net Patient Revenues

- Citywide trends in the ratio of charity care costs to net patient revenue varied among the reporting hospitals. A higher percentage indicates greater charity care expenditures relative to hospital revenue.
- Four out of seven reporting hospitals are above the state average of 0.75%.

FY 2024 Charity Care as Compared to Net Patient Revenue				
Hospital	Net Patient Revenue	Charity Care Costs	Ratio of CC Costs to Net Pt. Revenue	State Avg. CC Costs to Net Pt. Revenue
CPMC Van Ness	\$1,419,702,742	\$9,115,316	0.64%	0.75%
CPMC Mission Bernal	\$192,315,623	\$3,127,471	1.63%	
Chinese	\$109,589,658	\$59,634	0.05%	
Saint Francis	\$338,383,742	\$12,046,178	3.56%	
St. Mary's	\$213,998,175	\$7,755,175	3.62%	
UCSF	\$6,169,074,406	\$14,532,264	0.24%	
ZSFG	\$963,983,886	\$110,696,398	11.48%	

# Changes Impacting Charity Care During the Reporting Period



January 1, 2022:

**Assembly Bill (AB) 532 and  
AB 1020 – Fair Billing  
Practices**

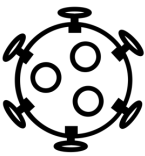
- New notice requirements
- Patient complaint process and hospital penalties



January 1, 2022:

**Federal No Surprises Act**

- Ends patient “balance billing” for certain out-of-network services



2023-2024:

**Unwinding of the COVID  
Public Health Emergency**

- Medi-Cal redeterminations
- Rebounds in health care utilization

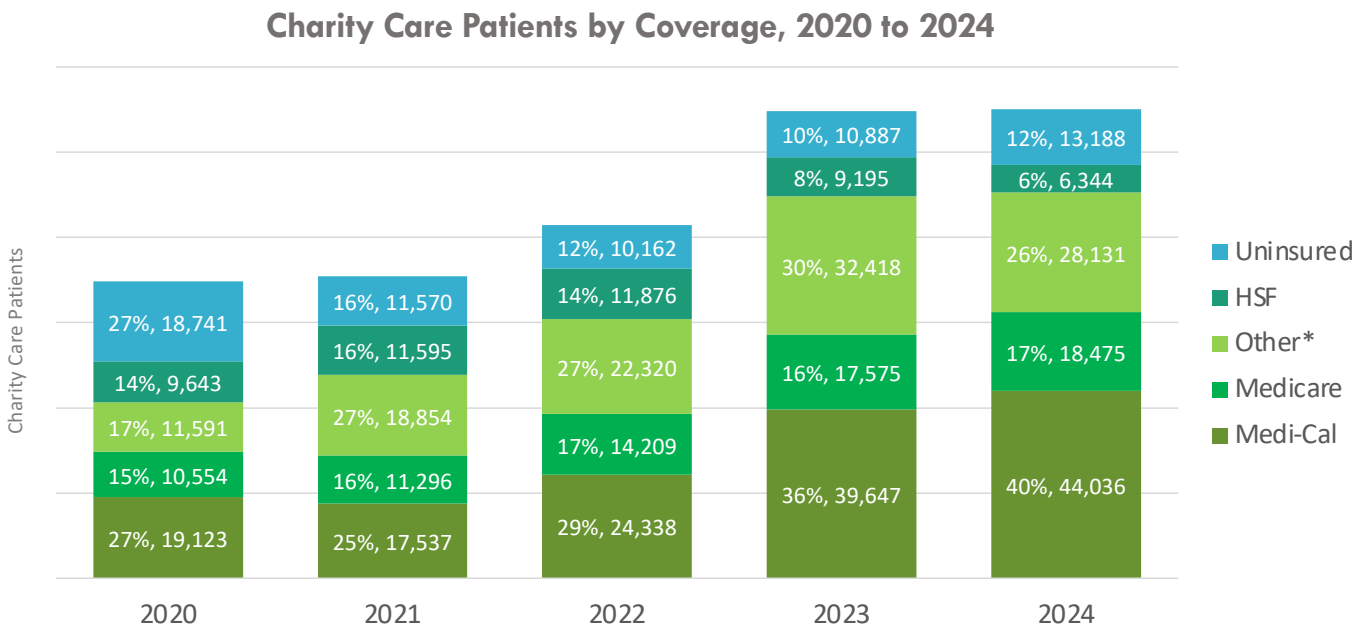
**Likely  
Impacts**

Increase in  
Charity Care 

Increase in  
Charity Care 

Increase in  
Charity Care 

# The San Francisco Charity Care patient population is increasingly likely to be insured.



\* "Other" payor type includes those with commercial insurance and workers compensation. "Uninsured" indicates the number of patients who self-pay their medical expenses.

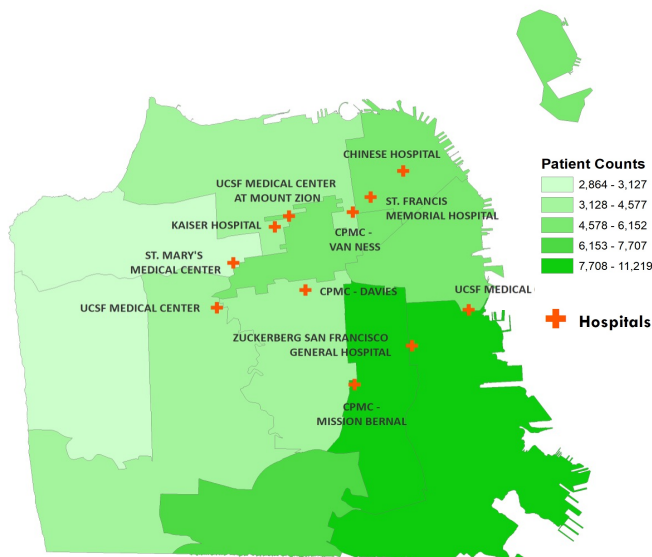
Medi-Cal coverage was expanded to new groups of undocumented individuals during the reporting period:

- May 2022: Those 50 years and older
- January 2024: Those 26-49 years

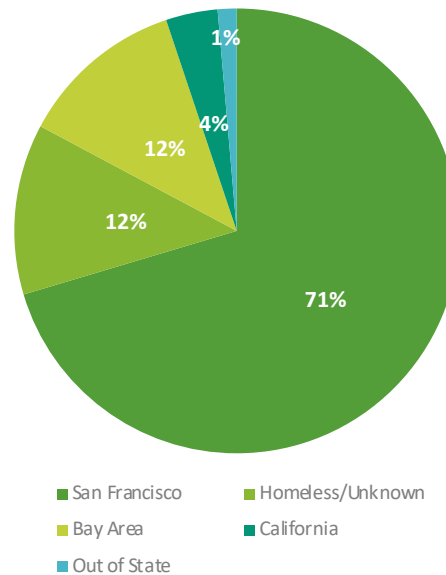
**In 2024, 88 percent of Charity Care patients had some form of health coverage, compared with 84 percent in 2021.**

## Charity Care patients are primarily San Francisco residents, and those most likely to experience health inequities.

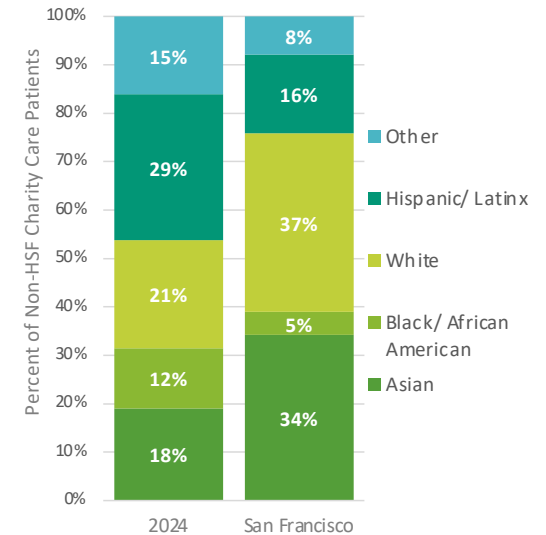
Charity Care Patients by Supervisorial District, 2024



Charity Care Patients by Reported Residence, 2024




Charity Care Patients by Race/Ethnicity, 2024



**Charity Care patients are 1) majority San Franciscans concentrated in districts with lower income neighborhoods; 2) people experiencing homelessness; 3) disproportionately Black/African American and Hispanic/Latinx**

# Charity Care Moving Forward



## Changes to Medicaid and ACA Marketplaces

- 2026: Expiration of ACA Enhanced Premium Tax Credits
- 2027: Medicaid work requirements
- 2027: More frequent Medicaid redeterminations



## Changes to Medi-Cal for Undocumented Adults

- 2026: Freeze in new enrollments for ages 19 and older
- 2027: New monthly premiums



## Assembly Bill (AB) 2297 – Updates to the Hospital Fair Pricing Program (2025)

- Prohibition on time limits for financial assistance applications
- Prohibition of consideration of assets in determining eligibility for financial assistance

### Expected Impacts

Increase in Charity Care 

Increase in Charity Care 

Increase in Charity Care 

**Thank you!**

---

# Questions & Comments