



Orientation for Persons Granted Asylum Status

Presentation Created By:

California Department of Public Health,
Office of Refugee Health

San Francisco Department of Public
Health, Newcomers Health Program

For originals and dissemination, contact:

Asyleehealth@cdph.ca.gov or
newcomers.health@sfdph.org

Topics Covered

- 1) Important Documents
- 2) Refugee/Asylee Programs and Benefits
- 3) Health Care
- 4) Employment
- 5) Education
- 6) Immigration Topics
- 7) Responsibilities & Helpful Resources

Part 1: Important Documents



- Asylum Grant Letter from USCIS or from Immigration Court
- I-94 Card
- Social Security Card
- Standard California Identification or Driver's License
- REAL ID identification or Driver's License

Asylum Grant Letter

- Verifies immigration status.
- Contains date asylum was granted.
- Do not alter.

USCIS Approval Letter

| | |
|---|--|
| Receipt Number | Case Type |
| | Application for Asylum Through Asylum Merits Interview After Credible Fear |
| Received Date | Priority Date |
| | |
| Notice Date | Page |
| | 1 of 3 |
| Applicant | |
| Beneficiary | |
| Notice Type: Approval Notice | |
| Asylum Approval | |
| Applicants Name | Alien Number |
| | |
| As of 01/30/2024, you have been granted asylum in the United States pursuant to section 208 of the Immigration and Nationality Act (INA). Your derivative family member(s) listed above – who are present in the United States, who were included in your asylum application, and for whom you have established a qualifying relationship – are granted derivative asylum status. | |
| In addition to this letter, you will receive a completed Form I-94, <i>Arrival/Departure Record</i> , for you and each of your derivative family members listed above. Please retain this document as evidence that you have been granted asylum. In addition to your Form I-94, <i>Arrival/Departure Record</i> , we recommend that you retain the original of this letter as evidence that you have been granted asylum and that you submit copies of this letter when applying for any of the benefits or services listed below. | |
| Asylum is authorized for an indefinite period, but asylum status does not give you the right to remain permanently in the United States. Asylum status may be terminated pursuant to section 208(c)(2) of the INA if you no longer have a well-founded fear of persecution because of a fundamental change in circumstances, you have obtained protection from another country, or you have committed certain crimes or engaged in other activity that makes you ineligible to retain asylum status in the United States. | |
| Now that you are an asylee, you may apply for certain benefits listed below. You are responsible for complying with applicable laws and regulations explained in this letter. You may obtain any of the U.S. Citizenship and Immigration Services (USCIS) forms mentioned in this letter on the USCIS website at www.uscis.gov , through the National Customer Service Center at 1-800-375-5283, or at a local USCIS office. | |
| Benefits | |
| 1. Employment Authorization | |
| You are authorized to work in the United States, so that you have an Employment Authorization Document (EAD) such as an unrestricted Social Security card, employers may accept as proof of employment www.uscis.gov/i-9-central . Many employers responsibilities by visiting www.uscis.gov/ve . | |
| USCIS will mail to the last address you provided. USCIS will also mail EADs for each of you (photo, and signature) at a USCIS Application within 14 business days of the issuance of your EAD. | |
| Please see the additional information on the back of this letter. USCIS encourages you to sign up for a USCIS account at www.uscis.gov/file-online . | |
| San Francisco Asylum Office U.S. CITIZENSHIP & IMMIGRATION SVC. P.O. Box 77530 San Francisco CA 94107 USCIS Contact Center: www.uscis.gov/contact | |
| DEPARTMENT OF HOMELAND SECURITY U.S. Customs and Border Protection | |
| Departure Record | |
| Admission Number | |
| 18. Family Name | |
| 20. Birth Date (DDMMYY) | |
| EL SALVADOR | |

updated 02/05/26

Confidential - Low

Court Order

| | |
|--|------------------------|
| IMMIGRATION COURT 100 MONTGOMERY ST., SUITE 800 SAN FRANCISCO, CA 94104 | |
| In the Matter of: | |
| Case No. | |
| Respondent | IN REMOVAL PROCEEDINGS |
| ORDER OF THE IMMIGRATION JUDGE | |
| This is a summary of the oral decision entered on <u>December 5, 2023</u> . This memorandum is solely for the convenience of the parties. If the proceedings should be appealed or reopened, the oral decision will become the official opinion in the case. | |
| <input type="checkbox"/> The respondent was ordered removed from the United States to _____ or in the alternative to _____. | |
| <input type="checkbox"/> Respondent's application for voluntary departure was denied and respondent was ordered removed to _____ or in the alternative to _____. | |
| <input type="checkbox"/> Respondent's application for voluntary departure was granted until _____ upon posting a bond in the amount of \$ _____ with an alternative order of removal to _____. | |
| Respondent's application for: | |
| <input checked="" type="checkbox"/> Asylum was <input checked="" type="checkbox"/> granted <input type="checkbox"/> denied <input type="checkbox"/> withdrawn <input type="checkbox"/> other. | |
| <input checked="" type="checkbox"/> Withholding of removal was <input type="checkbox"/> granted <input type="checkbox"/> denied <input type="checkbox"/> withdrawn <input checked="" type="checkbox"/> other. <i>Unadjudicated, moot.</i> | |
| <input checked="" type="checkbox"/> Respondent's application for <input type="checkbox"/> withholding of removal <input type="checkbox"/> deferral of removal under Article III of the Convention Against Torture was <input type="checkbox"/> granted <input type="checkbox"/> denied <input type="checkbox"/> withdrawn <input checked="" type="checkbox"/> other. <i>Unadjudicated, moot.</i> | |
| <input type="checkbox"/> A Waiver under section _____ was <input type="checkbox"/> granted <input type="checkbox"/> denied <input type="checkbox"/> withdrawn <input type="checkbox"/> other. | |
| <input type="checkbox"/> Cancellation of removal under section 240A(a) was <input type="checkbox"/> granted <input type="checkbox"/> denied <input type="checkbox"/> withdrawn <input type="checkbox"/> other. | |
| Respondent's application for: | |
| <input type="checkbox"/> Cancellation under section 240A(b)(1) was <input type="checkbox"/> granted <input type="checkbox"/> denied <input type="checkbox"/> withdrawn <input type="checkbox"/> other. If granted, it was ordered that the respondent be issued all appropriate documents necessary to give effect to this order. | |
| <input type="checkbox"/> Cancellation under section 240A(b)(2) was <input type="checkbox"/> granted <input type="checkbox"/> denied <input type="checkbox"/> withdrawn <input type="checkbox"/> other. If granted, it was ordered that the respondent be issued all appropriate documents necessary to give effect to this order. | |
| <input type="checkbox"/> Adjustment of Status under section _____ was <input type="checkbox"/> granted <input type="checkbox"/> denied <input type="checkbox"/> withdrawn <input type="checkbox"/> other. If granted, it was ordered that respondent be issued all appropriate documents necessary to give effect to this order. | |
| <input type="checkbox"/> Respondent's status was rescinded under section 246. | |
| <input type="checkbox"/> Respondent is admitted to the United States as a _____ until _____. | |
| <input type="checkbox"/> As a condition of admission, respondent is to post a \$ _____ bond. | |
| <input type="checkbox"/> Respondent knowingly filed a frivolous asylum application after proper notice. | |
| <input type="checkbox"/> Respondent was advised of the limitation on discretionary relief for failure to appear as ordered in the Immigration Judge's oral decision. | |
| <input type="checkbox"/> Proceedings were terminated. | |
| Other: | |
| Date: <u>12/05/2023</u> | |
| Appeal: <u>WAIVED</u> / RESERVED (A / I / B) | |
| Appeal due by: | |
| CERTIFICATE OF SERVICE | |
| THIS DOCUMENT WAS SERVED BY: <u>MAIL (M)</u> PERSONAL SERVICE (P) 4 | |

Asylum Approval Date

- Determines date of eligibility for public benefits.
- Start of 2-year period to apply for spouse and unmarried children under 21.

Written in Letter

Form I-94, Arrival-Departure Record, for you and each of your derivative family members listed above. Please retain this document as evidence that you have been granted asylum. In addition to your Form I-94, Arrival-Departure Record, we recommend that you obtain the original of this letter as evidence that you have been granted asylum and that you submit copies of this letter when applying for any of the benefits or services listed below.

Asylum is authorized for an indefinite period, but asylum status does not give you the right to remain permanently in the United States. Asylum status may be terminated pursuant to section 208(c)(2) of the INA if you no longer have a well-founded fear of persecution because of a fundamental change in circumstances, you have obtained protection from another country, or you have committed certain crimes or engaged in other activity that makes you ineligible to retain asylum status in the United States.

Now that you are an asylum, you may apply for certain benefits listed below. You are responsible for complying with applicable laws and regulations explained in this letter. You may obtain more information on the U.S. Citizenship and Immigration Services (USCIS) forms mentioned in this letter on the USCIS website at www.uscis.gov, through the National Customer Service Center at 1-800-375-5283, or at a local USCIS office.

Benefits

1. Employment Authorization

You are authorized to work in the United States, so you have an Employment Authorization Document (EAD) as an unexpired Social Security card, employers may accept as proof of employment www.uscis.gov/e-central. Many employers responsibilities by visiting www.uscis.gov/e-central.

USCIS will mail to the last address you provide. USCIS will also mail EADs for each of your family members (if any) at a USCIS Application within 14 business days of the issuance of your EAD.

Please see the additional information on the back of this letter. USCIS encourages you to sign up for a USCIS account at www.uscis.gov/e-central.

San Francisco Asylum Office
U.S. CITIZENSHIP & IMMIGRATION SVC
P.O. Box 77530
San Francisco CA 94107
USCIS Contact Center: www.uscis.gov/contact

updated 02/05/26

Stamped on I-94

DEPARTMENT OF HOMELAND SECURITY
U.S. Customs and Border Protection

OMB No. 1651-0111

USCIS
ASYLUM STATUS
Granted Indefinitely
Section 208
Immigration and Nationality Act

Departure Record

Admission Number

18. Family Name

21. Country of Citizenship
NICARAGUA

JUL 23 2024

See Other Side

CBP Form I-94 (05/08)

STAPLE HERE

810237

I-94

- Verifies immigration status. Contains unique admission number.
- If granted by the USCIS Asylum Office, I-94 is automatically included with your approval letter.
- If granted asylum by a judge in court, I-94 will be mailed to you from USCIS within 60 days.
- USCIS Contact Center 1-800-375-5283.

DEPARTMENT OF HOMELAND SECURITY
U.S. Customs and Border Protection

OMB No. 1651-0111

Departure Record

Admission Number
[REDACTED]

18. Family Name
[REDACTED]

21. Country of Citizenship
NICARAGUA

USCIS
ASYLUM STATUS
Granted Indefinitely
Section 208
Immigration and Nationality Act
★ JUL 23 2024 ★

CBP Form I-94 (05/08)

See Other Side

STAPLE HERE

810237

Social Security Number (SSN)

Purpose and Instructions to Apply:

- Social security number serves as a unique personal identifier.
- To apply, visit your local Social Security field office.
- Bring USCIS Asylum Approval Letter or Immigration Court Order.
- Bring valid passport or photo ID.
- Visit [SSA Office Locator](#) to find an office.
- SSA National Phone Number: 1-800-772-1213.



Instructions to Remove Restriction in Social Security Number

- Visit your local Social Security office.
- Request an unrestricted card.
- Bring restricted social security card, asylum grant letter, and valid photo identification.
- Verify your address is current with Social Security Administration.
- Card should arrive within 30 days! The number will be the same, but restrictions removed.

Restricted, Temporary



Unrestricted, permanent



Protect Your Social Security Number

Protect Your Number!

- Memorize it! Do not carry your Social Security Number (SSN).
- Shred papers with personal information.
- Beware of scams.
- Report fraud at [identitytheft.gov](https://www.identitytheft.gov)



CA Department of Motor Vehicles (DMV)

Standard California ID and Driver's License

- Form of identity document
- Federal Limits Apply
- NOT federal compliant
- Can continue to use to board domestic flights with additional screening & fee
 - See [Acceptable documents for domestic travel](#)
- Visit dmv.ca.gov for more info



Federally Compliant REAL ID

- Form of identity document
- Federal Compliant
- Picture of bear + star in upper right corner = REAL ID
- Can use to board domestic flights and enter federal facilities

Documents Needed to Apply:

- Asylum Grant letter
- I-94
- Unexpired passport with a Valid Visa, Unexpired EAD card, and [more](#)
- Social security number
- Two proofs of your CA address
- DMV fees



Part 2: Public Benefits



- CalFresh
- Refugee Cash Assistance (RCA)
- CalWORKS
- Medi-Cal
- Supplemental Security Income (SSI) for the Elderly, Blind, or Disabled

Public Charge

- Asylees are not subject to Public Charge law.
- Asylees are eligible to apply for government benefits.

For more information:

- Visit USCIS's Public Charge Fact Sheet
- See CDSS's Letter to All County Welfare Directors regarding Public Charge

Programs and Benefits for Refugees and Asylees

Where to Go and How to Apply

Names of Programs in CA:

- Food Assistance - CalFresh
 - Cash and Employment Assistance- RCA/CalWORKS
 - Health Coverage - Medi-Cal
- All are based on financial situation and need
- Apply in person at your local county Social Services Agency, OR
- Apply online at [Benefitscal.com](https://www.benefitscal.com)

CalFresh Program for Food Support (SNAP)

- Asylees in CA are eligible to apply before April 1, 2026.
- Provides monthly money for food to low-income households.
- Benefits are loaded monthly to the Electronic Benefit Card (EBT).
- Use your EBT like a debit card at:
 - Convenience Stores
 - Neighborhood Markets
 - Farmer's Markets
 - Grocery Stores



Refugee Cash Assistance (RCA)

- Employment focused cash-aid program.
- For low-income single individuals or married couples with NO minor aged children.
- Assistance of up to 4 months.
- Requirements:
 - Must participate in daily job training.
- Benefits can include:
 - Transportation funds.
 - English class and vocational training.
 - Financial aid for approved job training.
 - Benefits are loaded monthly onto an EBT card.
 - Can be used as a debit card at stores or bank ATMs.




CaIWORKS (TANF)

- Employment focused cash-aid program.
- For low-income families with children under age 19.
- Requirements:
 - Head of Household must participate in daily job training.
- Benefits can include:
 - Transportation funds
 - English class and vocational training
 - Financial aid for approved job training
 - Childcare
 - Benefits are loaded monthly onto an EBT card.
 - Can be used as a debit card at stores or bank ATMs.



Medi-Cal (Medicaid)

- Government funded health insurance.
- Pays for doctor's visits, hospital and medicines.
- You may qualify depending on your income.
- You may also qualify depending on other factors such as age or pregnancy.



Special Programs for the Elderly (65+), Blind, or Disabled - SSI



Supplemental Security Income (SSI)

- Provides cash support.
- Based on income.
- Apply at Social Security Administration.
- To read more, see [Supplemental Security Income for Noncitizens](#).

Special Programs for the Elderly (65+), Blind, or Disabled - IHSS



In-Home Supportive Services (IHSS) via Medi-Cal

- IHSS worker can assist with daily life activities such as bathing, cooking, cleaning.
- Ask your local Social Services Agency Medi-Cal division for the nearest IHSS office.
- To read more, visit [CDSS's webpage on the IHSS program.](#)

Application Steps & Necessary Documents

#1 Apply for benefits in the County where you live

Prepare/bring:

- Receipt for SSN
- Photo ID
- I-94 and grant letter
- Rental agreement
- Bank statements
- Vaccine records for minor children
- Car registration
- Discuss document delays with worker

#2 No rental contract or income?

Write a declaration that states the address you live and how much you need to pay to contribute to costs. Record and sign how much money you have and from what sources.

#3 When will I receive an answer?

- CalFresh: 30 days
- CalWORKS: 45 days
- RCA: 30 days
- Medi-Cal: 45 days

Part 3: Healthcare

- Health Coverage
- Care for Physical & Mental Wellness
- Refugee/Asylee Health Assessment
- Dental Care
- No Cost Transportation Under Medi-Cal
- Emergency Alert Notifications

Health Coverage and Insurance Options in California

60-day Rule

1. Medi-Cal or Refugee Medical Assistance (RMA)

2. Health Insurance through Employment

3. CoveredCA.com, a private marketplace

Medi-Cal Managed Care Plan

After you get Medi-Cal: Pick a Managed Care Plan

Choice Form: Medi-Cal will mail you a form where you can select your plan and doctor/clinic.

How to choose: Fill out the form and mail it back or call to register your choice




If you don't choose: The state will automatically assign you to a plan and a primary care provider (PCP). They'll mail you a plan card with the details.

Using your plan: For all non-emergency care, you **must** go to the PCP or clinic listed on your plan card. If you want a different doctor or clinic, you need to call your managed care plan to make that change.

Example of Managed
Care Plan Card

updated 02/05/26

Confidential - Low

| | | |
|---|---|---|
|  |  |  |
| Member: John Doe | | |
| Membership No.: AJCJ12345678 | | |
| CIN: 12345678G | IPA NAME LINE 1 | |
| Health Plan Group | IPA NAME LINE 2 | |
| E0001001 | PCP NAME LINE 1 | |
| Effective Date: | PCP NAME LINE 2 | |
| MM/DD/YYYY | (555)123-4567 | |
| | | pg 24 |

What to bring to the Doctor, Pharmacy, or Lab



In learning to access medical care, remember:

- ✓ Primary Care Provide (PCP) is the name of your doctor or clinic.
- ✓ For routine care, only use the assigned provider.
- ✓ Make sure name and date of birth are spelled correctly.
- ✓ Fix Medi-Cal card errors with your County Human Services Agency.
- ✓ Need help? Look at your plan card and call Member Services.



Refugee/Asylee Health Assessment Services

- Refugee clinics available in 18 California Counties.
- Must have applied for Medi-Cal.
- Includes: physical exam, lab work, vaccines, vision and hearing checks, mental health support, and referrals to specialists.
- Includes: many vaccines and tests required for Green Card.

Refugee Health Assessment Programs (RHAP) in CA



RHAP Clinics in Northern CA / Bay Area Region

Sacramento

Also serves Yuba, Sutter, Placer, and Yolo Counties

Sacramento County Health Center

4600 Broadway, Suite #2100

Sacramento, CA 95820

Phone: (916) 874-9227

Email: [DHS-](mailto:DHS-SacrefugeeHlth@sacounty.gov)

SacrefugeeHlth@sacounty.gov

San Francisco

Also serves San Mateo and Marin counties

Newcomers Health Program @ ZSFG

Family Health Center

995 Potrero Ave, Bldg. 80, 5th Floor

San Francisco, CA 94110

Phone: (628) 206-8608

Email: Newcomers.Health@sfdph.org

RHAP Clinics in Northern CA / Bay Area Region, continued

Alameda County

Eastmont Wellness Center

6955 Foothill Blvd #400

Oakland, CA 94605

Phone: (510) 567-5858

[Email: Rhap.referrals@alamedahealthsystem.org](mailto:Rhap.referrals@alamedahealthsystem.org)

Santa Clara County

TB Clinic/Refugee Health
Assessment, Valley Health
Center

1996 Lundy Avenue,

San Jose, CA 95131

Phone: (669) 220-3000

Contra Costa County

Contra Costa County
Health Department –
various locations

Phone: (925) 313-6893

[Email: Maggie.Nguyen@cchealth.org](mailto:Maggie.Nguyen@cchealth.org)

RHAP Clinics in Central California

Stanislaus County

Family & Pediatric Health Center Health Services Agency

Refugee Health Services Clinic

830 Scenic Drive, Suite A

Modesto, CA 95350

Phone: (209) 558-8400

FOR REFERENCE ONLY

RHAP Clinics in Southern California

Orange County

Orange County RHAP

1725 W. 17th Street, Room 104M

Santa Ana, CA 92706

Phone: (714) 834-8717

Email: OCRHAP@ochca.com

San Bernardino

(also serves Riverside County)

San Bernardino Health Center

590 N. D Street

San Bernardino, CA 92401

Phone: (909) 458-9448 & (909) 383-3074

Los Angeles County

Central Health Center

241 N. Figueroa Ave, Ste. 254

Los Angeles, CA 90012

Phone : (818) 291-8902

[LA County's Public Health website](#)

San Diego County

San Diego American Indian Health Ctr

2630 First Ave. Suite 207

San Diego, CA 92103

Phone: 619-234-2158

Email: rhap@sdaihc.org

Refugee Health Assessment Programs in Washington State

Benton-Franklin County

Benton-Franklin Health District
7102 W Okanogan Place
Kennewick, WA 99336
Ph. (509) 460-4200

Clark County

Sea Mar Vancouver Medical Clinic
14508 NE 20th Avenue, Suite 102
Vancouver, WA 98686
Ph. (360) 852-9070

Spokane County

Unify Community Health
120 West Mission Avenue
Spokane WA 99201
Ph. (509) 326-4343

Refugee
Health Assessment
Programs in
Washington State,
continued

King County

Seattle Public Health Center
2124 Fourth Avenue
Seattle, WA 98121
Ph. (206) 477-8214

Pierce County

Tacoma-Pierce County Health Department
3629 South D Street
Tacoma, WA 98418
Ph. (253) 798-6410

Snohomish County

Snohomish Health District
3020 Rucker Avenue, Suite 200
Everett, WA 98201
Ph. (425) 339-5225

Refugee Health Assessment Programs in Oregon State

Multnomah County

Mid County Health Center

12710 SE Division Street

Portland, OR 97236

Ph: (503) 988-5558

No walk ins – phone calls only.

Washington County

Virginia Garcia Memorial Health Center

Beaverton Wellness Center

2725 SW Cedar Hills Blvd., Suite 200

Beaverton, OR 97005

Ph. (503) 352-6000

Marion County

Northwest Human Services

West Salem Clinic

1233 Edgewater Street NW

Salem, OR 97304

Ph. (503) 378-7526

No Refugee Health Clinic in your Area? Or already have a primary care doctor?



Recommended Health Screening Guidelines for Physicians who Serve Newly Arrived Refugee, Asylee, and Humanitarian Parolee Populations in California

Summary

The California Department of Public Health's Office of Refugee Health provides comprehensive health screening for newly arrived refugees to California through eleven county programs. This tool provides recommended health screening guidelines which are in accordance with the Centers for Disease Control and Prevention (CDC) recommendations for the U.S. Domestic Medical Examination for Newly Arriving Refugees. These same standards are also applicable to asylees, humanitarian parolees, as well as migrant populations in general.

To view or download the refugee health screening guidelines, visit [CDPH's webpage](#).

Need Assistance Connecting to Medical Care?

Contact:

1. CDPH Office of Refugee Health

- Email (preferred): asyleehealth@cdph.ca.gov
- Or leave a voice or text message:
(916) 800-4337


2. Connect with your local Refugee Resettlement Agencies

- Most have health navigators that can meet in person with you to help you access medical care or assist with any medical related issues.

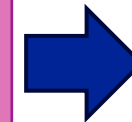
Steps to Get Medical Care



Obtain
Health Insurance



Visit Refugee Health
Assessment Clinic or
your Primary Care
Provider



Start or update vaccines
and tests needed for
green card application.
Ask for your medical
records.

Dental Care



Medi-Cal

To find a dentist who accepts Medi-Cal:

- Visit [SmileCalifornia.org](https://www.smilecalifornia.org)
- Or call: 1 (800) 322-6384

Adults: pays for teeth cleaning 1x year, x-rays every 2 years, and some dental work.

Children 0-18 years: most dental work is covered.

Employer Plan

Choose from your employer's plan for a dental provider.

Be prepared to cover some of the cost.

Individual Pays

Dental care is expensive.

Search for a low-cost provider.

Agree to costs before dental work.

Need a Ride to the Doctor, Dentist, Pharmacy, or Lab?

Coverage: Medi-Cal Only

To request assistance, **fill out the online form** by visiting the CA Department of Health Care Services' webpage on Transportation.

Coverage: Medi-Cal Managed Health Care Plan

Contact the Managed Health Care Plan Customer Service Number.

Emergency Services

9-1-1:

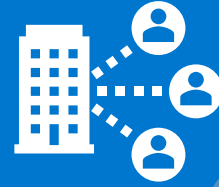
- Dial 911 for life-threatening emergencies.
- For non-emergency needs, call your local police department.

Earthquake, Wildfire, Flood Notices:

- Sign up for [California Emergency Alerts](#)
- Click on the tab **Sign Up**



Part 4: Employment



- Work Authorization: Proving your Right to Work
- Employment Forms
- Wage and Safety Rights
- State Unemployment Program
- Board Certification for Professionals


Employment Authorization Document (EAD)

- Federally compliant identification document.
- Individuals granted asylum are automatically authorized to work. EAD not required but may be needed as proof of identity.
- Valid for 18-months. If a renewal is needed, plan to reapply within 6 months of expiration date.
- Use [USCIS Form I-765](#).
- USCIS Contact Center: 1-800-375-5283.



New Job? Provide Your Employer with:

- Original unrestricted social security card
- Valid form of identity—unexpired state ID or driver's license
- Document with immigration status, such as I-94
- See [List of Acceptable Documents to show employers](#)
- An EAD is only needed if you do not have any other form of valid photo identity



Employment Eligibility Verification

USCIS Form I-9

Section 1. Employee Information

Under status: Asylees check Box # 4 **An alien authorized to work until**

For exp. date, enter **N/A** as there is no work expiration date for asylum status.

Provide Alien Registration Number or I-94 Admission Number



Employment Eligibility Verification

Department of Homeland Security

U.S. Citizenship and Immigration Services

USCIS
Form I-9

OMB No.1615-0047

Expires 05/31/2027

START HERE: Employers must ensure the form instructions are available to employees when completing this form. Employers are liable for failing to comply with the requirements for completing this form. See below and the [Instructions](#).

ANTI-DISCRIMINATION NOTICE: All employees can choose which acceptable documentation to present for Form I-9. Employers cannot ask employees for documentation to verify information in **Section 1**, or specify which acceptable documentation employees must present for **Section 2** or Supplement B, Reverification and Rehire. Treating employees differently based on their citizenship, immigration status, or national origin may be illegal.

Section 1. Employee Information and Attestation: Employees must complete and sign Section 1 of Form I-9 no later than the **first day of employment**, but not before accepting a job offer.

| | | | | | | | | | |
|---|-----------------------------|-------------------------|--------------------------|---|--------------------------------|-----------------------------|----------------------------|----|---|
| Last Name (Family Name) | | First Name (Given Name) | | Middle Initial (if any) | Other Last Names Used (if any) | | | | |
| Address (Street Number and Name) | | | Apt. Number (if any) | City or Town | | State | ZIP Code | | |
| Date of Birth (mm/dd/yyyy) | U.S. Social Security Number | | Employee's Email Address | | | Employee's Telephone Number | | | |
| I am aware that federal law provides for imprisonment and/or fines for false statements, or the use of false documents, in connection with the completion of this form. I attest, under penalty of perjury, that this information, including my selection of the box attesting to my citizenship or immigration status, is true and correct. | | | | Check one of the following boxes to attest to your citizenship or immigration status (See page 2 and 3 of the instructions.): | | | | | |
| | | | | <input type="checkbox"/> 1. A citizen of the United States <input type="checkbox"/> 2. A noncitizen national of the United States (See Instructions.) <input type="checkbox"/> 3. A lawful permanent resident (Enter USCIS or A-Number.) <input type="checkbox"/> 4. An alien authorized to work until (exp. date, if any) | | | | | |
| If you check item Number 4., enter one of these: | | | | USCIS A-Number | | OR | Form I-94 Admission Number | OR | Foreign Passport Number and Country of Issuance |
| | | | | | | | | | |
| Signature of Employee | | | | | | | Today's Date (mm/dd/yyyy) | | |

What if my employer does not understand my immigration status?

- Show your employer the U.S. Department of Justice Civil Rights Division's [Information for Refugees and Asylees About the I-9 Form.](#)
- Contact the Department of Justice, Immigrant and Employee Rights Division:
 - Employer hotline: 1-800-255-8155
 - Worker hotline: 1-800-255-7688



Worker Rights in the U.S.

- California minimum wage: \$16.90 per hour.
- Cities may set higher wages.
- All workers have rights to rest and meal breaks and to work in a safe environment.
- [Report concerns and violations at dir.ca.gov](https://dir.ca.gov)



Job Loss and Unemployment Insurance

Each state has an Employment Development Department (EDD) that administers the Unemployment Insurance (UI) program

Visit California edd.ca.gov website

Contact EDD to see if you qualify for UI benefits.



Professional degrees and licenses

Hold a professional degree and license to practice your profession from your home country?

Special Program in CA for Refugees, Asylees, and SIV Holders

- Receive help to understand the licensure process in California. contact the Department of Consumer Affairs (DCA).
- Visit [DCA webpage](#) for more information



Part 5: Education



- School for Minor-aged Children
- Educational Opportunities for Adults

FOR REFERENCE ONLY

Education for Children

- School is free of charge and mandatory for ages 6-18 years.
- Visit your local Unified School District Office to register and enroll.
- Some areas may offer Charter Schools.
- CA offers no-cost transitional kindergarten for ages 4-5.
- Ask your district for newcomer student and family programs.
- Bring proof of:
 - current address,
 - child vaccine records,
 - identity document,
 - and prior records, if any.



Education for Adults

- **Adult Education Schools:** free or low-cost English, citizenship, and GED high school diploma courses
- **Community Colleges:** English classes, 2-year degree programs, vocational training
- **California State University (CSU):** 4-year degree programs
- **University of California (UC):** 4-year degree programs
- **Private colleges and universities:** degree programs
- See California's [Vocational Schools directory](#)

Is the school accredited? What is the cost?

Education Resources for Adults

- [USA Hello.org](http://USAHello.org)
 - FREE online center for information and education for refugees, asylum seekers, immigrants, and new arrivals.
 - **Education Topics:** Free English classes, Jobs in the USA, Life in the USA, US Law, money, American culture, health, education.
 - Information is provided in various languages.
- [USA Learns.org](http://USALearns.org)
 - FREE Online English and Citizenship Classes.
- Visit [CA Adult Education Program](#) webpage

Education Resources for Adults, continued

- **Free Application for Federal Student Aid (FAFSA)**

- Apply at studentaid.gov
- Main form used in U.S. to apply for financial aid to pay for higher education.
- Note important timelines and apply early!
- Also meet with school financial aid counselor to discuss student loans and scholarships.

Part 6: Immigration Topics

- United States Citizenship and Immigration Services (USCIS) Website
- Mandatory Reporting of Changes of Address
- Family Reunification
- International Travel Document
- Lawful Permanent Residency (Green Card)
- Naturalization to Citizenship
- Legal Resources

USCIS.GOV Website

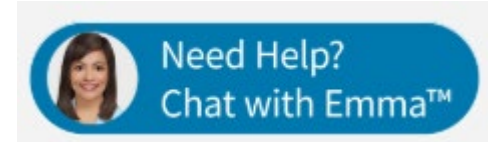


U.S. Citizenship
and Immigration
Services



An official website of the United States government

- ☐ Use the **Ask Emma** virtual assistant in English or Spanish
- ☐ Use the **Search our Site** feature
- ☐ [Find all current immigration forms](#)
- ☐ [File a form online](#) and manage your case
- ☐ [Check processing times](#) for applications
- ☐ [Request an appointment](#) at a field office
- ☐ Find filing fees by using [Fee Calculator](#)



Have You Moved?

YOU **MUST** report each change of address to USCIS **within 10 days** of each move with an AR-11 change of address form.



If you filed **electronically** for your asylum claim:

- Use your USCIS online account to file an AR-11 form.
- Proof of change will be generated immediately.



If you filed a **paper application** for your asylum claim:

- Complete an AR-11 form and mail it to USCIS.
- Notice of receipt will be mailed.

USCIS Links to Key Topics


- [How do I help my relative get refugee or asylee status in the United States?](#)
- [How do I show my employer that I am authorized to work in the United States?](#)
- [How do I become a U.S. permanent resident?](#)
- [How do I get a refugee travel document?](#)

Family Reunification: Refugee/Asylee Relative Petition

- Must file the petition within 2 years of asylum status.
- Petition for spouse and unmarried children under age 21 who live abroad.
- Family members must have been listed in your original asylum application.
- Members must have no basis for denial, such as security threat, persecution of others, criminal conviction.
- Family members qualify for benefits as derivative asylees.
- Fee to Apply: \$0.00
- Use [USCIS Form I-730](#).

International Travel: Refugee Travel Document

- Use a Travel Document for international travel and re-entry to the U.S.
- No travel document needed for domestic travel within the United States.
- Call the consulate of the country you will visit to ask if the country accepts a U.S. Travel Document.
- Fee to apply: \$135-165 based on age.
- Use [USCIS Form I-131](#).
- Valid for 1 year.
- Visiting your home country may jeopardize your asylum status.
- If you must travel abroad, consult an attorney.



USCIS Clarifies Physical Presence Guidance

for Asylees and Refugees for Adjustment of Status

- Asylees can apply for a green card immediately.
- Must have been physically present in the U.S. for at least one year when their green card application is adjudicated (decided), not when it's filed.
- Processing of the application might take longer than a year, but the application itself can be filed immediately.
- See [February 2, 2023 News Release](#)
- See [USCIS's webpage on Green Card for Asylees](#)

Adjust Status to Lawful Permanent Resident

1. Application

- ❑ Complete [USCIS Form I-485](#)
- ❑ Prepare for fees. Or if low-income, apply for [I-912 fee waiver](#)

2. Medical Exam

- ❑ Schedule a [I-693 medical exam](#) with a registered civil surgeon.
- ❑ Use [USCIS's Find-a-Civil-Surgeon](#)



U.S. Citizenship - Naturalization

After 1 year with asylum status & 4 years with legal permanent residency.

Benefits of citizenship:

- ✓ U.S. Passport
- ✓ Vote
- ✓ Eligible for some federal jobs
- ✓ Eligible for additional family reunification programs
- ✓ Cannot be removed from the U.S.



- Apply with [USCIS Form N-400](#)
- Fees
 - Save for fees
 - If low-income, apply for [reduced fee](#) or [fee waiver](#)
- Required to pass written and verbal exam in English language on U.S. history and government

Legal Resources

Attorneys and Accredited Representatives

- Search for [Licensed Attorney, Immigration Lawyer](#)
- Find a [Licensed Accredited Legal Representative](#)
- Search the [National Immigration Legal Service Directory](#)

Beware of Immigration Scams and Notario Fraud!

- Notarios are not licensed to offer legal advice.
- Notarios can prepare and file documents per request but may not be specialist in immigration documents.
- Report scams to the [CA Attorney General – Fraud Unit](#)
- To learn more, visit [Immigrant Legal Resource Center](#)

Housing Resource

Refugee Housing Support Program Available to asylees in 8 counties:

- Alameda, Los Angeles, Orange, Sacramento, San Diego, San Francisco, Santa Clara, and Stanislaus
- Apply within first 12 months of asylum grant.
- Can provide up to 12 months of rental assistance, initial security deposit, utility assistance, light case management.
- Must participate in employment activities.
- To learn more, visit [Refugee Housing Support Program](#)
- To apply, contact your [County Refugee Coordinator](#)



Final Notes

- Update Your Address
- Selective Service
- Understand Laws in the U.S.
- Pay Taxes

updated 02/05/26

Confidential - Low

pg 65

Change of Address

USCIS

- Mandatory, within 10 days of move
- [See USCIS webpage to change address](#)

DMV

- [Submit online request to change address](#) within 10 days of move

U.S. Postal Service

- [Submit online request](#) for mail forwarding and change of address
- Mail from federal agencies cannot be forwarded

Also...

- Social Security Office
- County Human/Social Service Office
- Employers, Banks, Utility Companies

Selective Service

- Mandatory for males aged 18-25.
- [Register online at SSS.gov](https://www.sss.gov) or register at a U.S. Post Office.
- Keep proof of registration.
- Required for government financial aid for college/university education.
- Required for citizenship application.



Follow Federal and State Laws

- Federal law governs immigration.
- Many US states have legalized medical and/or recreational marijuana.
- It is a **Federal Offense** to possess marijuana.
- Request legal representation, if needed.



Types of Crimes in the U.S. with immigration consequences

- Domestic Violence
- Child Abuse
- Crimes of Violence
- Buying, Selling or Using Drugs or
- Driving Under the Influence of Drugs or Alcohol
- False Claims as a U.S. citizen
- To read more on U.S. cultural orientation and laws, visit USAHello.org



Federal and State Taxes

to the Internal Revenue Service (IRS)



- File your federal and state taxes in each year you earn income.
- Your employer will send you a W-2 or 1099 form each year in January.
- You may get a tax refund.
- Be aware of tax filers who charge high fees!
- Find FREE tax preparation services at [IRS.gov](https://www.irs.gov)
- You may only include dependents who live with you in the U.S. on your taxes.

Thank you!



For asylee navigation webpage

- ❑ Visit CA Office of Refugee Health's Information for Asylees

For presentation slides and resources

- ❑ Visit SF.GOV's webpage for orientation materials



Let us know how we did!

Please complete our feedback survey

- ❑ See online feedback survey form or scan this QR code

