

*Regular Meeting of the
Building Inspection Commission*

July 17, 2024

Agenda Item 5e

	January	February	March	April	May	June	July
BID							
Building Inspections Performed	4,777	4,702	5,034	5,481	5,473	4,874	
Complaints Received	385	339	382	404	375	298	
Complaint Response within 24-72 hours	379	334	380	398	373	297	
Complaints with 1st Notice of Violation sent	61	71	68	75	82	63	
Complaints Received and Abated without NOV	202	173	202	234	166	147	
Abated Complaints with Notice of Violations	58	53	52	55	40	53	
Final Warning Letter Referred to Code Enforcement	31	32	21	31	46	36	
HIS							
Housing Inspections Performed	793	984	979	1,080	897	765	
Complaints Received	517	523	522	577	465	373	
Complaint Response within 24-72 hours	507	486	480	560	411	362	
Complaints with Notice of Violations issued	139	209	178	166	158	123	
Abated Complaints with NOVs	342	426	429	413	415	395	
# of Cases Sent to Director's Hearing	38	38	45	37	47	25	
Routine Inspections	117	111	107	140	100	71	
CES							
# of Cases Sent to Director's Hearing	68	63	56	52	55	47	
# of Order of Abatements Issued	11	9	17	10	22	10	
# of Cases Under Advisement	0	0	0	3	0	0	
# of Cases Abated	89	74	69	66	43	41	
Code Enforcement Inspections Performed	483	428	482	435	326	281	
# of Cases Referred to BIC-LC	0	0	1	0	1	0	
# of Cases Referred to City Attorney	0	1	2	1	1	1	

2nd 1/4 2nd 1/4 2nd 1/4 3rd 1/4 3rd 1/4 3rd 1/4 4th 1/4

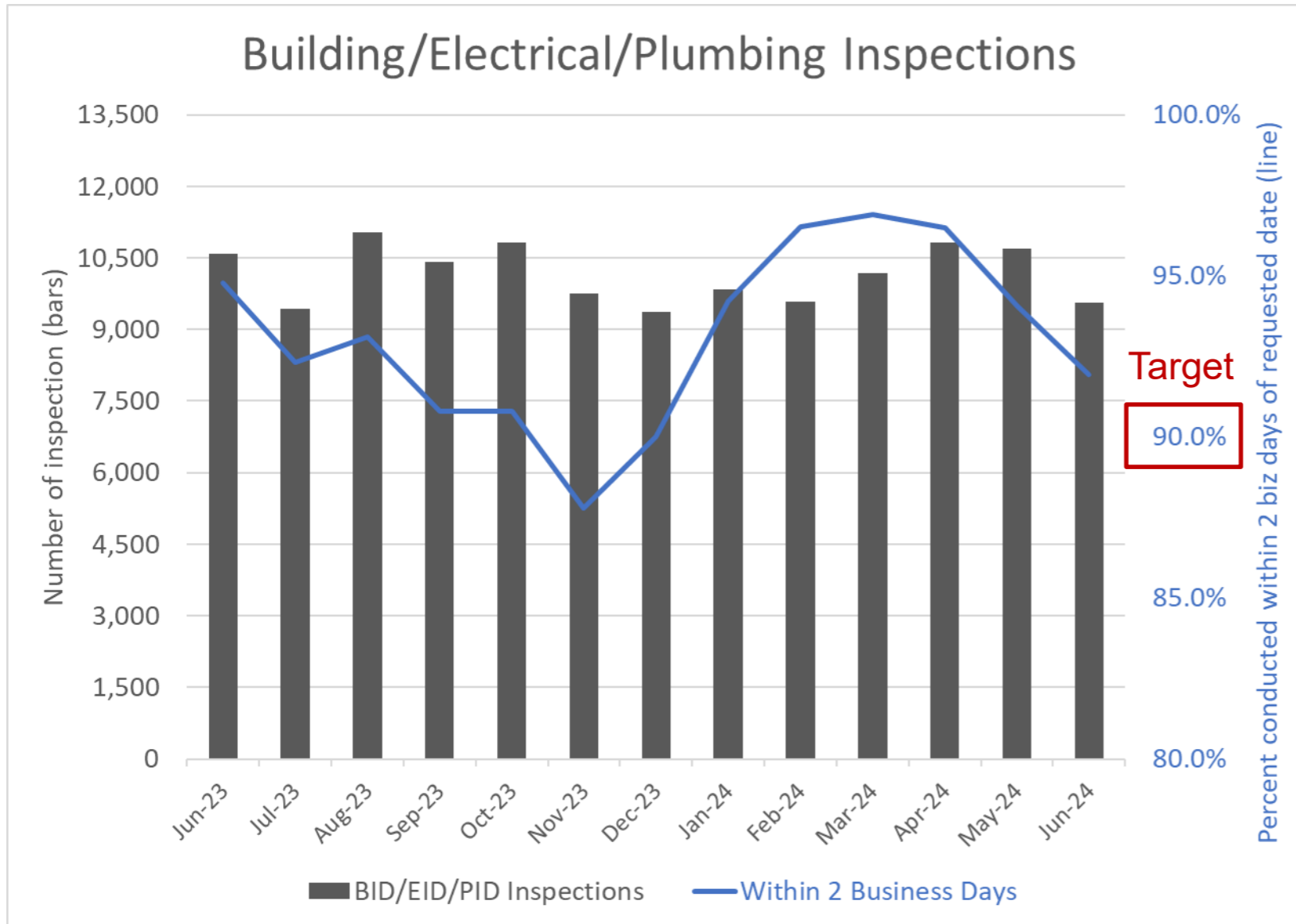
CODE ENFORCEMENT OUTREACH PROGRAMS							
Total people reached out to	33,091	33,091	33,091	43,415	43,415	43,415	
Counseling cases	415	415	415	375	375	375	
Community Program Participants	6,674	6,674	6,674	11,352	11,352	11,352	
Cases Resolved	210	210	210	165	165	165	



Inspection Services Update

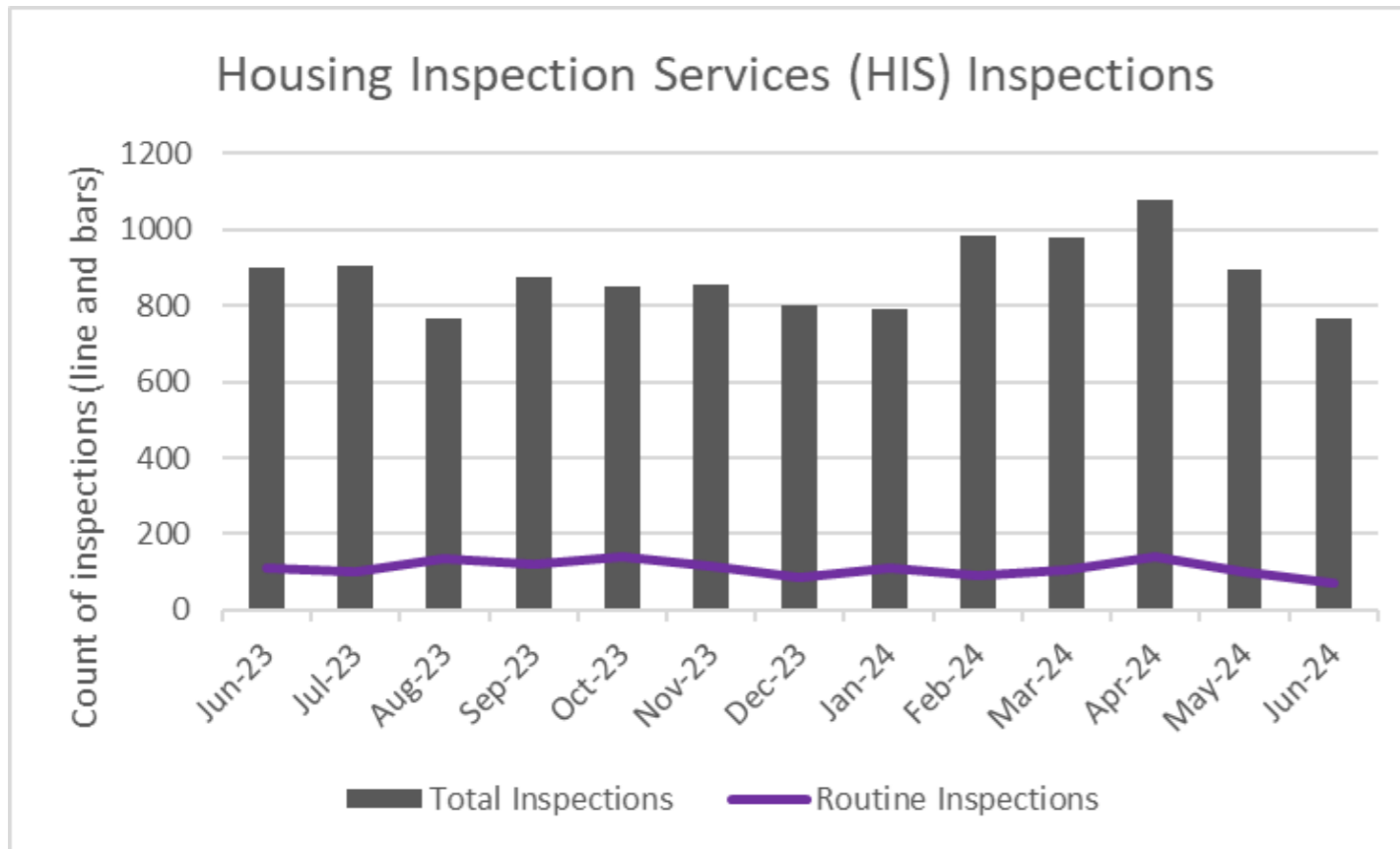
Building Inspection Commission, July 17, 2024

Building/Electrical/Plumbing Inspection Statistics – June 2024



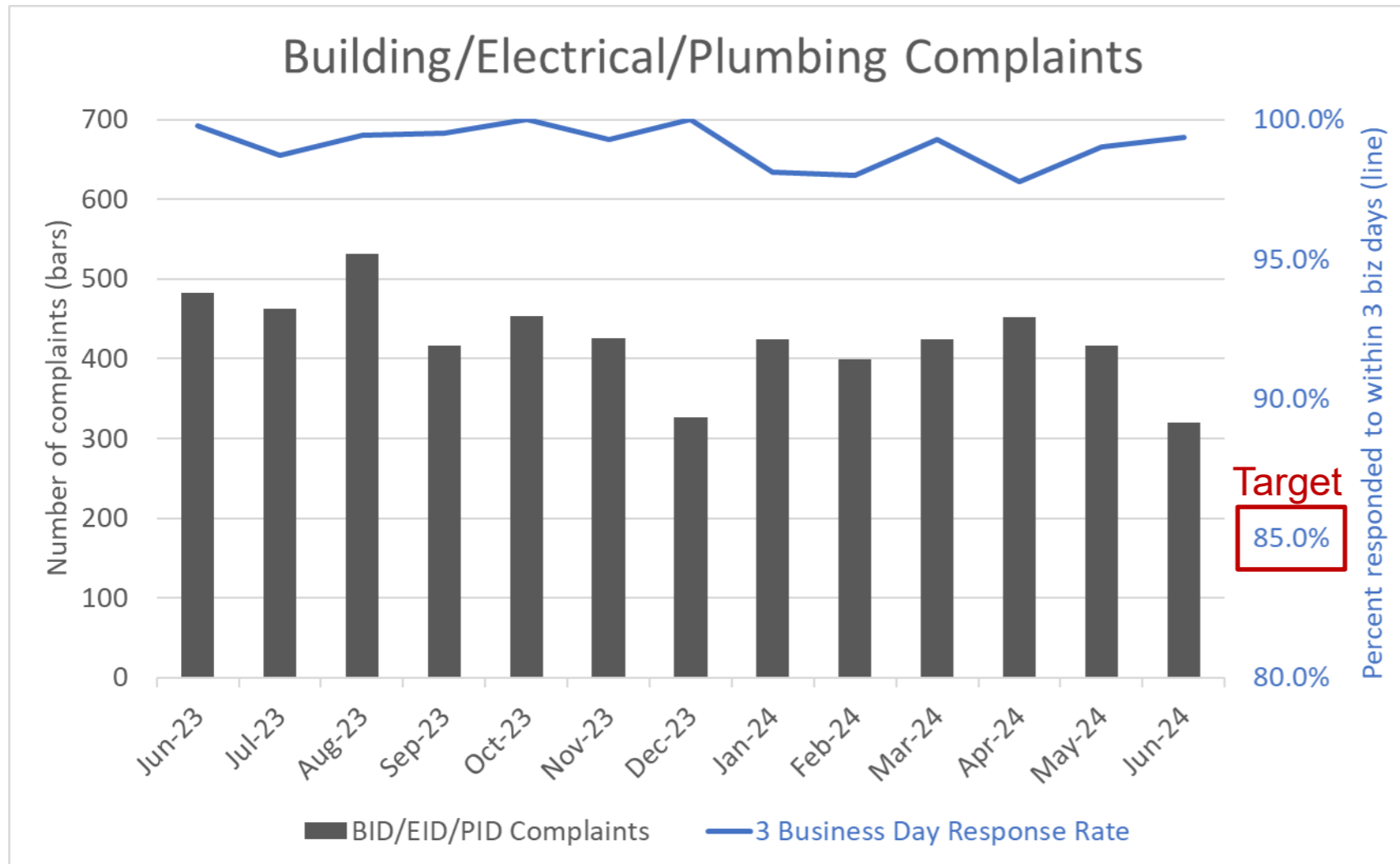
The Building, Electrical, and Plumbing Inspection Divisions completed **9,572** inspections in June, with **92%** of them conducted within 2 business days of the requested date.

Housing Inspection Statistics – June 2024



Housing Inspection Services completed **765** inspections in June, with **70** of them being routine inspections of multi-family housing.

Building/Electrical/Plumbing Complaint Statistics – June 2024

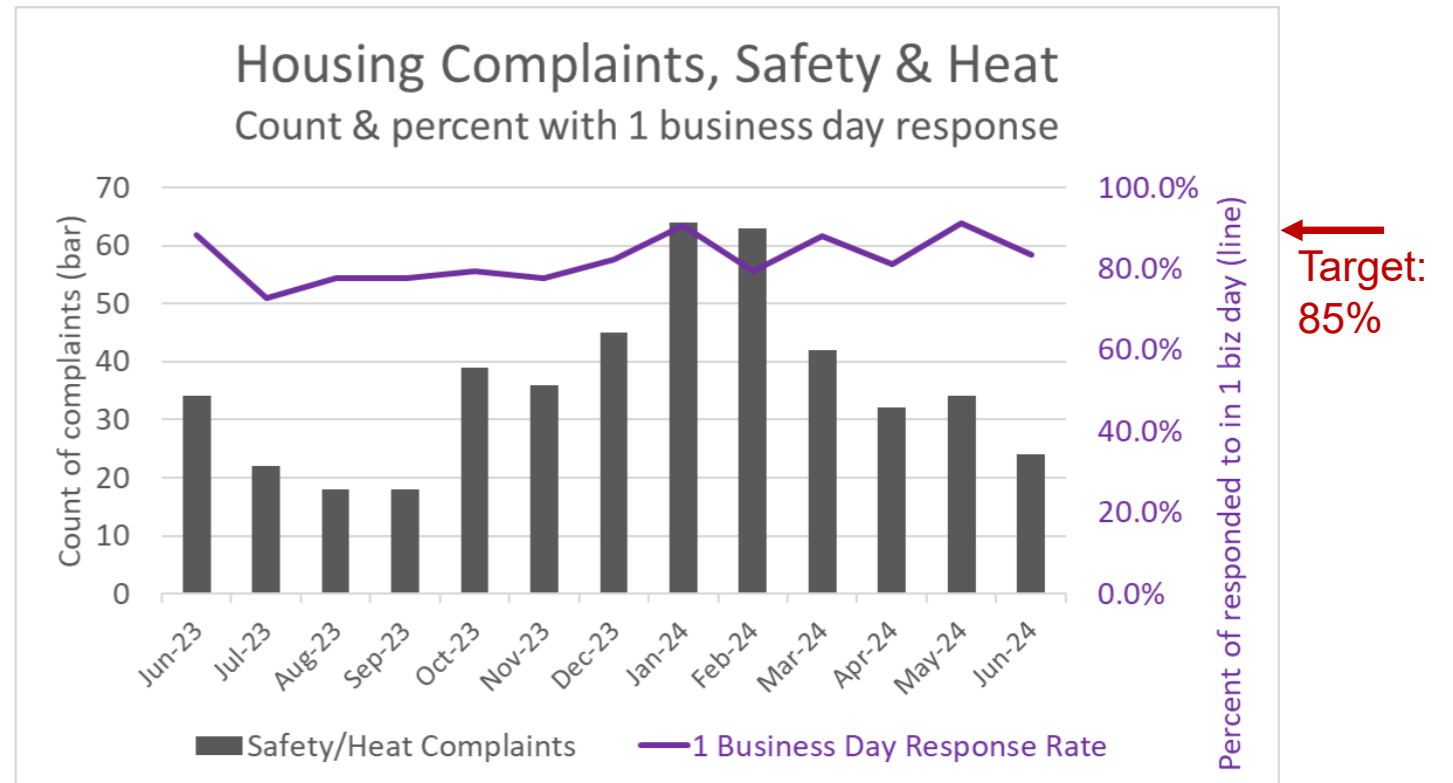
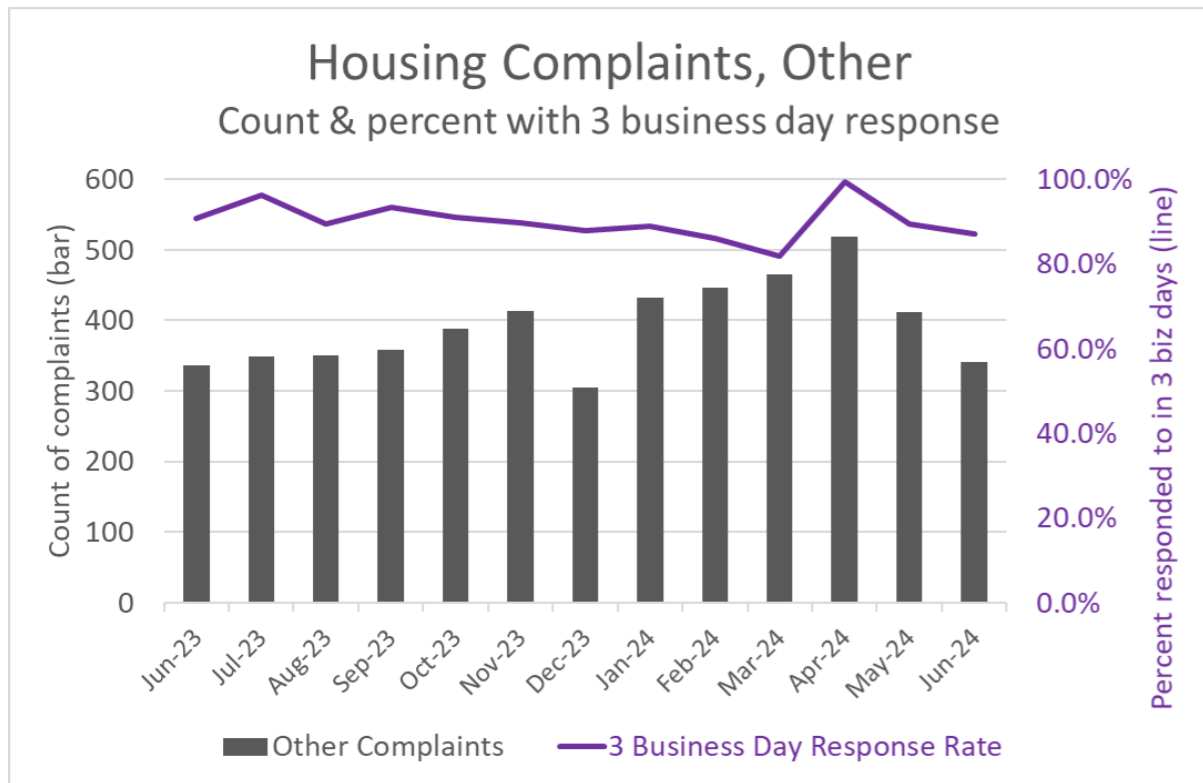


- The Building, Electrical, and Plumbing Inspection Divisions received **320** complaints in June and responded to **99%** of them within 3 business days.

Code Enforcement Division

- Cases sent to Director's Hearing: **47**

Housing Complaint Statistics – June 2024



- Housing Inspection Services received **341** other complaints and responded to **87%** of them within 3 business days in June.

- Housing Inspection Services sent **25** cases to Director’s Hearing and abated **395** cases with an NOV in June.

- Housing Inspection Services received **24** safety/heat complaints and responded to **83%** of them within 1 business day.



THANK YOU