

Page 3 of 5

Legal First Name:

**Alexandria**

Legal Last Name:

**Quigley**

Artist Name (if different):

**Alex Quigley**

Preferred Language:

**English**



### Art Vendor Information

---

#### Contact Information

---

[Redacted]

[Redacted]

[Redacted]

[Redacted]

[Redacted]

[Redacted]

[Redacted]

[Redacted]

[Redacted]

[Redacted]

[Redacted]

[Redacted]

[Redacted]

[Redacted]

[Redacted]

[Redacted]

[Redacted]

[Redacted]

[Redacted]

[Redacted]

[Redacted]

[Redacted]

[Redacted]

[Redacted]

[Redacted]

[Redacted]

[Redacted]

[Redacted]

[Redacted]

[Redacted]

[Redacted]

[Redacted]

The Art Vendor Advisory Committee will only screen two crafts per meeting. If you want to screen for additional crafts, you will need to complete a new application after you have been approved for two. How many crafts are you applying for? Example: Beaded jewelry and watercolor paintings on canvas are two crafts;

**I am applying for only one craft**



ceramic pendants and ceramic bowls are one craft (Ceramic items)

Please list your one craft item to be screened:

**Inkjet Prints of my Paintings**

Are you a current art vendor adding an additional craft?

**Yes**

A family unit is two (2) or more persons jointly engaged in the creation of an art or craft item. Is this an application for a Family Unit?

**No**

Artist Biography (Please provide a short biography about yourself and your craft):

**I am an artist from Oakland, CA. I create gouache paintings of scenery, primarily nature and architecture in the Bay Area. I am already licensed to sell these paintings, and I described them in more depth in my previous application. After attempting to sell these original works on the Embarcadero Plaza, I discovered that my prices -- which were determined by the number of hours I spent on each piece -- were simply too high for most potential customers. Some of them suggested that I sell reproductions along with the originals, so that I could lower my prices without compromising the quality of my product.**

1. Describe the items you plan to sell and how each type of item is made. Please be as detailed as possible. Example: I plan to sell digital photographic prints of artwork that I designed in Illustrator and printed on cardstock using a home printer.

**This new craft is just an extension of my current certified one. I plan to sell giclee prints of my gouache paintings, without changing the painting process for which I've already been screened. I would scan each painting at 600 DPI using my own flatbed scanner and personal computer. I would then upload the scan to the website of Lumaprints (a print shop in Anaheim, CA), where I would order multiple copies on archival matte fine art paper. Some reproductions would be printed out at 1:1 scale, others would be downsized and sold as cards. I would sign these prints by hand and package them for sale in protective sleeves.**

2. Where did you learn your craft? Did you take a class or learn on your own?

**I learned on my own and from my father, a painter in his own right.**

Please provide up to two (2) images of your craft in process. The images should include you demonstrating your process. See an example here

**paintingmaybeckchurch.jpg**

Please provide up to two (2) images of your craft in process. The images should include you demonstrating your process. See an example here

**uploadingpaintingscanforprinting.jpg**

Please provide up to two (2) images of your finalized craft. The images should show examples of what you plan to sell. See an example here

**printofcemeterypainting.jpeg**

Please provide up to two (2) images of your finalized craft. The images should show

**printoftampainting.jpeg**



examples of what you plan to sell. See an example here

Please provide an image of your workspace that includes the equipment and materials used in your craft. See an example here.

**laptop&scanner.jpg**

Additionally, artists may upload a video (up to five minutes) of their process. See an example video here.

*No answer given*

4. Is your craft considered an American Indian or Alaskan Native style, traditional or contemporary, arts and crafts? Do you identify as a member of the community that practices this cultural tradition? Are you compliant with The Indian Arts and Crafts Act of 1990?

**No, neither my craft nor my identity meets any of those criteria.**

5. What makes your work different from other artists and craftspeople making similar items?

**The difference comes down to my original work (the subject of my previous application), since the print itself is just a facsimile of that. The shop I've chosen, Lumaprints, creates no noticeable alterations besides flattening the paint texture and slightly darkening the color.**

(Optional) Please provide an artist CV or Résumé:

*No answer given*

(Optional) Please provide any Letters of Recommendation from other markets or studios you may have:

*No answer given*

6. What artist or business name are you operating under?

**Alex Quigley**

7. Do you have a website, Etsy, Instagram or any other publicly accessible online store or social media account?

**Yes**

If Yes, please provide links to your public sites:

**[https://www.instagram.com/umber\\_umbra/](https://www.instagram.com/umber_umbra/)**

(Optional) Please upload your logo or signage.

*No answer given*

(Optional) Please upload your image of display

*No answer given*

8. Does your artwork comply with all federal, state, and local laws and ordinance, including, if necessary, lawful authority to use logos or other images protected by Copyright or Trademark laws?

**Yes**



9. Are you using any sports or company logos such as SF Giants or other recognizable branding that is not your own?

**No**

10. How are you ensuring customers can tell a difference between your work and commercial or mass-produced items?

**My prints are produced from high-resolution scans, which reveal the original brushstrokes. Additionally, these paintings simply do not look like any existing pictures on the internet. Furthermore, I will be selling the copies alongside the originals (except in cases where the original has already been sold, displayed elsewhere, etc.). Customers can see that the print matches the original, and they can see that the original (the subject of my previous vendor application) is made by hand.**

11. What steps have you taken to ensure that you are not violating any copyright or other laws?

**The only reference I use besides firsthand observation is my own photography of real-life scenery. I own every part of the image.**

12. REQUIRED Please upload Please upload recent receipts for any tools and materials. Receipts must be for the same tools and materials used to create the items in the work samples you provide. Receipts must show that the materials were shipped to you/your address. See an example here. Optionally, you can upload images of your workspace. The image of your workspace must include the equipment and materials used in your craft. Receipts and/or images of your materials used in the production of your craft are required for approval. You will not receive a license until you have provided this information.

**laptop&scanner.jpg**

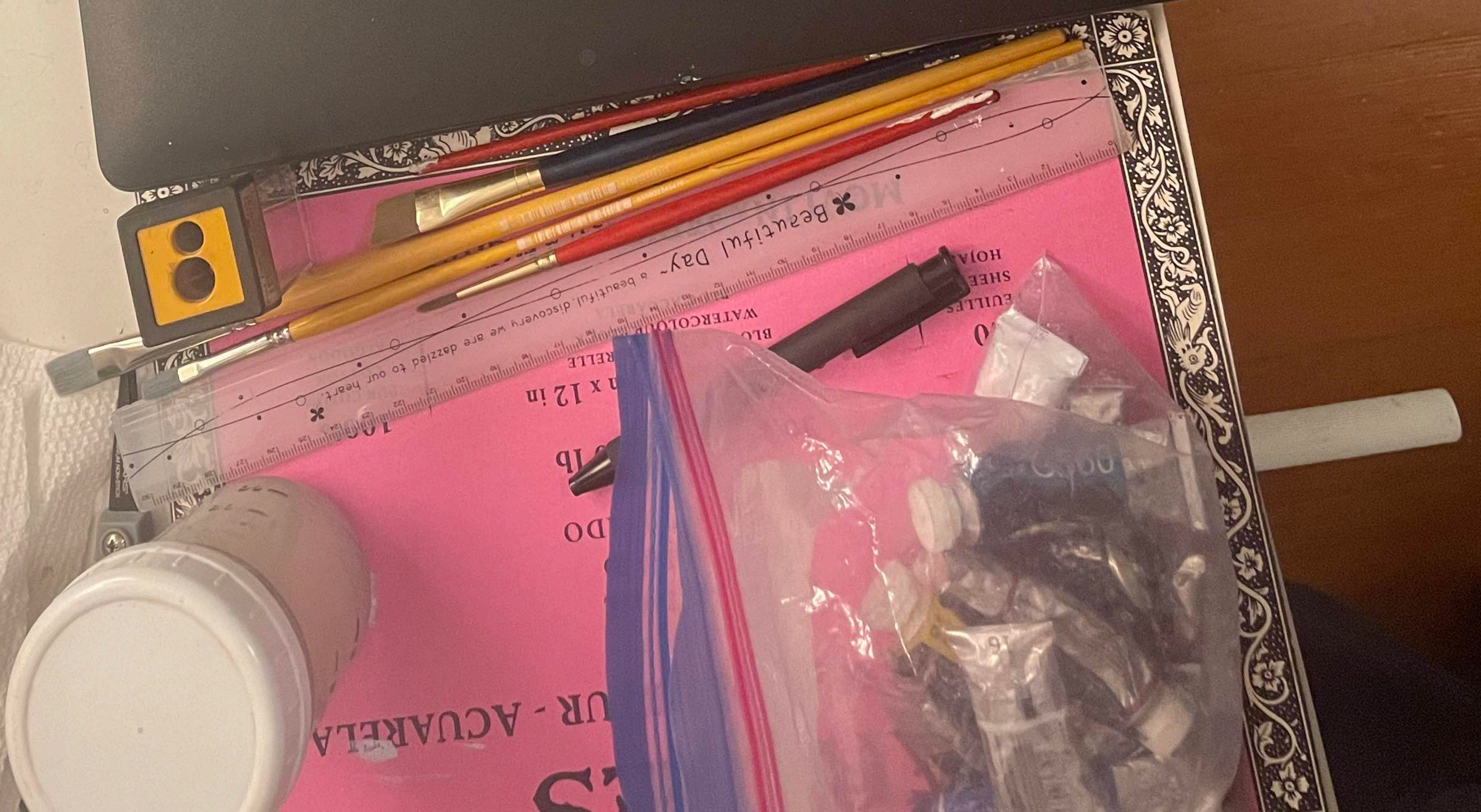

13. If you are unable to provide a copy of your receipt, please provide the reason you are unable to do so

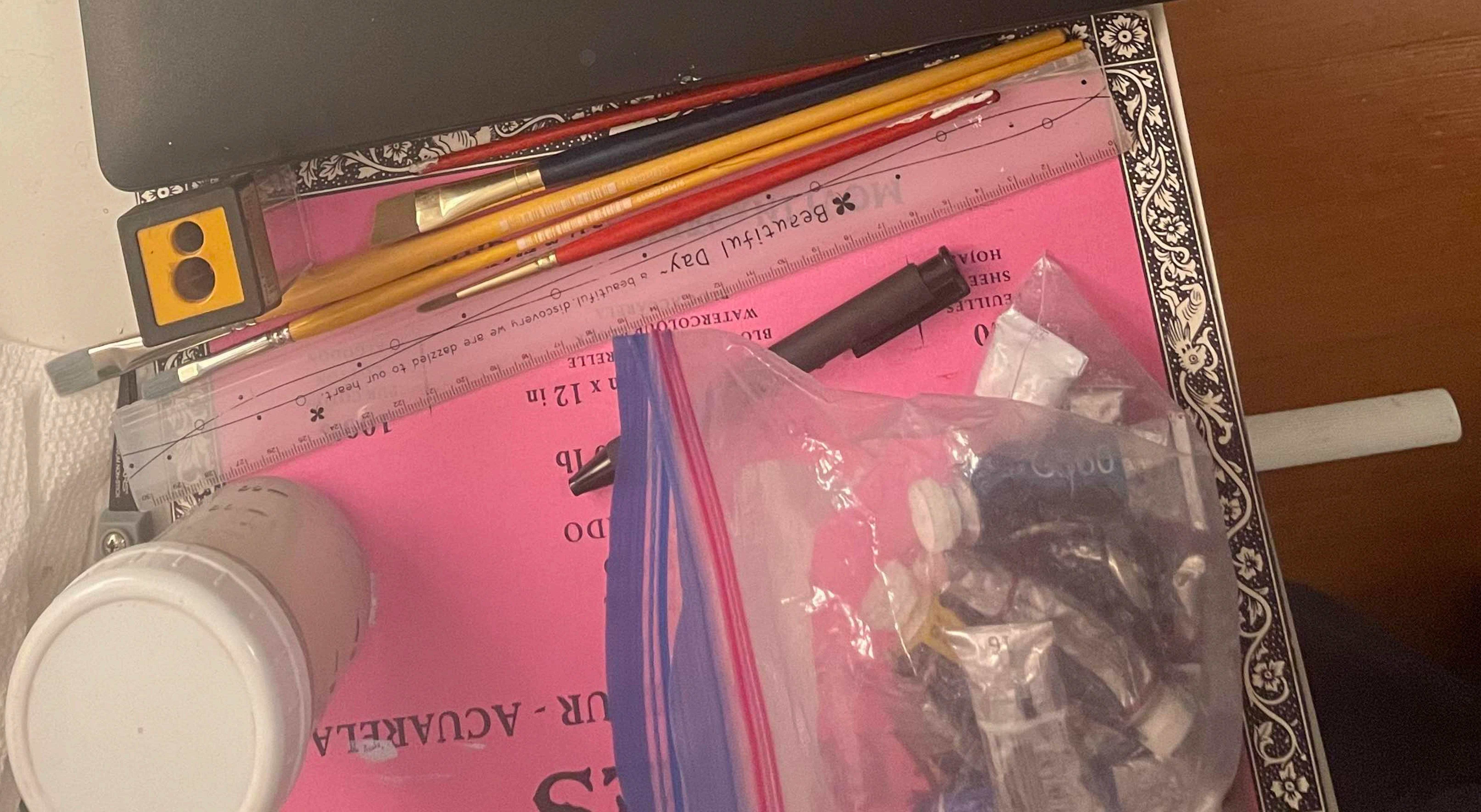

**My electronics (the scanner & laptop) were gifts from my family. My painting tools, as I wrote in my first application, were either gifts or were bought before learning about the vendor program.**



14. Describe the safety procedures you use in your craft. What, if any, safety equipment do you use? How do you store and handle any toxic or hazardous material?

**The only toxic materials I use are some of the paints, such as cadmium. Since I never work with dry pigment, these paints are only dangerous if ingested. I simply wash my hands after every painting session.**











Alex Quigley



Alex Quigley



Alex Quigley

Price: \$2.01 Add to cart

Back to Order 10001782916

Step 1 : Select or Upload Image



Filename : maybeckchurchpaintingcropped.png

Upload new image Change image

Step 2: Select Product



Fine Art Paper Archival Matte Fine Art Paper



Step,3: Select Size (in)

Update

7" X 5"

Step 4: Select Options

Bleed Size

- 0.25in Bleed (0.25in on each side)
- 0.50in Bleed (0.50in on each side)
- 1.00in Bleed (1.00in on each side)
- No Bleed (Image goes to edge of paper)

Save to product library

Warnings





**Fwd: Lumaprints: Confirmation for Order #10001774764**

**From** Alex Quigley [REDACTED]  
**Date** Tue 6/23/2026 9:27 AM  
**To** Art Vendors <art\_vendors@sfgov.org>

This message is from outside the City email system. Do not open links or attachments from untrusted sources.

----- Forwarded message -----  
**From:** Lumaprints <[contact@lumaprints.com](mailto:contact@lumaprints.com)>  
**Date:** Sun, Jun 14, 2026 at 7:06 PM  
**Subject:** Lumaprints: Confirmation for Order #10001774764  
**To:** Alexandria Quigley <[REDACTED]>



**Order Confirmation!**

Dear Alexandria Quigley,

Thanks for your Order [REDACTED] placed on 2026-06-14 19:06:04

**Summary of Order**

**Shipping Address**

Alexandria Quigley  
[REDACTED]  
[REDACTED]  
[REDACTED]  
[REDACTED]  
[REDACTED]

**Billing Address**

Alexandria Quigley  
[REDACTED]  
[REDACTED]  
[REDACTED]  
[REDACTED]  
[REDACTED]







Shipping Method  
**Priority Mail**

Payment Method  
**Braintree**

**Estimated Ship Date**

2026-06-17

Thumbnail	Name	Qty	Price
	5x7 Archival Matte Fine Art Paper <b>Bleed Size:</b> 0.25in Bleed (0.25in on each side) - \$0.00	1	\$2.01
	5x7 Archival Matte Fine Art Paper <b>Bleed Size:</b> 0.25in Bleed (0.25in on each side) - \$0.00	1	\$2.01
	5x7 Archival Matte Fine Art Paper <b>Bleed Size:</b> 0.25in Bleed (0.25in on each side) - \$0.00	1	\$2.01
	5x7 Archival Matte Fine Art Paper <b>Bleed Size:</b> 0.25in Bleed (0.25in on each side) - \$0.00	1	\$2.01
	5x7 Archival Matte Fine Art Paper <b>Bleed Size:</b> 0.25in Bleed (0.25in on each side) - \$0.00	1	\$2.01
	5x7 Archival Matte Fine Art Paper <b>Bleed Size:</b> 0.25in Bleed (0.25in on each side) - \$0.00	1	\$2.01

Thumbnail	Name	Qty	Price
	8x10 Archival Matte Fine Art Paper <b>Bleed Size:</b> 0.25in Bleed (0.25in on each side) - \$0.00	1	\$3.19
	8x10 Archival Matte Fine Art Paper <b>Bleed Size:</b> 0.25in Bleed (0.25in on each side) - \$0.00	1	\$3.19
	8x8 Archival Matte Fine Art Paper <b>Bleed Size:</b> 0.25in Bleed (0.25in on each side) - \$0.00	1	\$2.79
	8x8 Archival Matte Fine Art Paper <b>Bleed Size:</b> 0.25in Bleed (0.25in on each side) - \$0.00	1	\$2.79
	8x10 Archival Matte Fine Art Paper <b>Bleed Size:</b> 0.25in Bleed (0.25in on each side) - \$0.00	1	\$3.19
	8x10 Archival Matte Fine Art Paper <b>Bleed Size:</b> 0.25in Bleed (0.25in on each side) - \$0.00	1	\$3.19

Subtotal	\$30.40
Production Time (regular)	\$0.00
Shipping & Handling	\$9.75
Tax %	\$4.32
<b>Grand Total</b>	<b>\$44.47</b>

Thanks for showing your interest in our store we will send you tracking number once it shipped

If you need any kind of help please contact us at [contact@lumaprints.com](mailto:contact@lumaprints.com)

Thanks!