



Community Investments Committee Meeting

April 28, 2026

Item 1: Call to Order, Roll Call, Agenda Changes, Land Acknowledgement

1. Call to order
2. Roll call / Confirmation of quorum
3. Agenda Changes
4. Ramaytush Ohlone Land Acknowledgement

Land Acknowledgement

The San Francisco Arts Commission acknowledges that we are on the unceded ancestral homeland of the Ramaytush Ohlone who are the original inhabitants of the San Francisco Peninsula. As the indigenous stewards of this land and in accordance with their traditions, the Ramaytush Ohlone have never ceded, lost nor forgotten their responsibilities as the caretakers of this place, as well as for all peoples who reside in their traditional territory. As guests, we recognize that we benefit from living and working on their traditional homeland. We wish to pay our respects by acknowledging the ancestors, elders and relatives of the Ramaytush Community and by affirming their sovereign rights as First Peoples. As a department dedicated to promoting a diverse and equitable Arts and Culture environment in San Francisco, we are committed to supporting the traditional and contemporary evolution of the American Indian community.

Pictured: Antone Family (Tohono O'odham), 2019, Photo by Hulleah Tsinhnahjinnie. Left to right: Christine [seated], Melanie, Michelle and Arianna



Item 2: General Public Comment

Discussion

This item is to allow members of the public to comment generally on matters within the Commission's purview as well as to suggest new agenda items for the Commission's consideration.

Item 3: Community Investments Grant Program Overview

Discussion

Discussion on the overview of the Community Investments Grant Program.

Community Investments Staff

Director of Community Investments, Denise Pate*

Senior Program Officers: Anne Trickey*, Jonell Molina*, Molly Barrons

Program Officers: Jennifer Atwood*, Jennifer Chu*, Coco Duhon-Kelley*

Program Associates: Jax Blaska, Kingsley Sun, Natalia Perez

**Today's Presenters*

Presentation time: Approximately 15 minutes

Item 3

Grantee Site Visits

- 54 site visits
- All Grant Categories:
 - Arts Impact Endowment
 - Artistic Legacy Grant
 - Cultural Equity Initiatives
 - San Francisco Artist
 - Dream Keeper Initiative
 - Special Project Grants



Center: MS WHITE 1ST LADY OF FRISCO

Item 3



Jen Atwood and Cruz Chan at Clarion Performing Arts Center, Photo by Zabrina



Urban Jazz Dance Company's 2025 Bay Area International Deaf Dance Festival

Item 3

FY26 Grants Outreach and Engagement

Tech Assistance and Promo

- In-person: 7 | Virtual/online: 7
- 8 JCDecaux kiosks | War Memorial monitor

Applicant consultations: 113

- Artists: 54 | Organizations: 59
- Email/phone inquiries: 339

Data as of 11/12/2025



SFAC 2026 Grants outreach flyer featuring a photo from Megan Lowe Dances – “Gathering Pieces of Peace” with dancers Malia Hatico Byrne, Clarissa Dyas, Melissa Lewis Wong, Megan Lowe. April 2023. Photo by RJ Muna.

Item 3

Outreach and Technical Assistance (August 2025 - October 2025)

- 3 Grant Category Specific Webinars
- 2 Hybrid Webinars
- 3 In-Person Only Sessions
- 1 Fiscal Sponsor Webinar recording
- 1 Required Documents Webinar
- 3 Instagram Live Outreach Sessions
- 7,493 Participants/Views



From the September 19, 2025 hybrid grant info session at the San Francisco Disability Cultural Center

Item 3

FY26 Cultural Ambassador Program:
338 Hours of Outreach
31 Artists/Arts Orgs referred | 38 Arts Events

FY26 Grantee Video Profiles (3) Stats:
Total Views: 22,245 | Total Followers: 20.4k
Average: 31% Followers & 69% Non-Followers

Grants-Focused Instagram Live (3) Stats:
Total Views: 7,259 | Unique Viewers: ~199
Average: 56% Followers & 43.5% Non-Followers

Data as of 4/3/2026



Screenshot from SFAC's Instagram page from FY25 SFA grantee Chinchin Hsu's grantee spotlight video.

Item 3

Grant Program By the Numbers

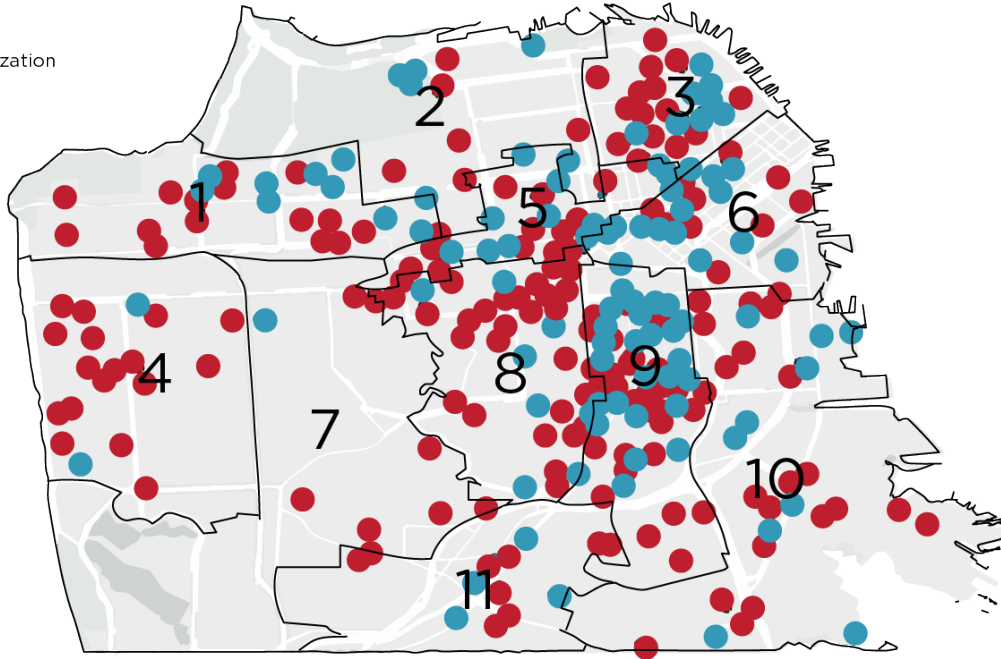
326 Eligible Applications	110 Grantees Recommended	Total Amounts Awarded
128 Organizations 198 Artists	49 Organizations 25% First Time Recipients 38% Applicant Success	\$7,320,268 Total \$ Allocated
All Districts Represented	61 Artists 42% First Time Recipients 31% Applicant Success	\$4,225,000 Organizations
7 Technical Assistance Webinars Conducted	All Districts Represented	\$3,095,268 Artists
7 In-Person Outreach Info Sessions Held	34% Overall Applicant Success Rate	All Cultural and Supervisor Districts Represented
10 Distinct Review Panels 20 Panel Days 49 Panelists		

Item 3

Mapping Applicants and Grantees for Organizations and Artists

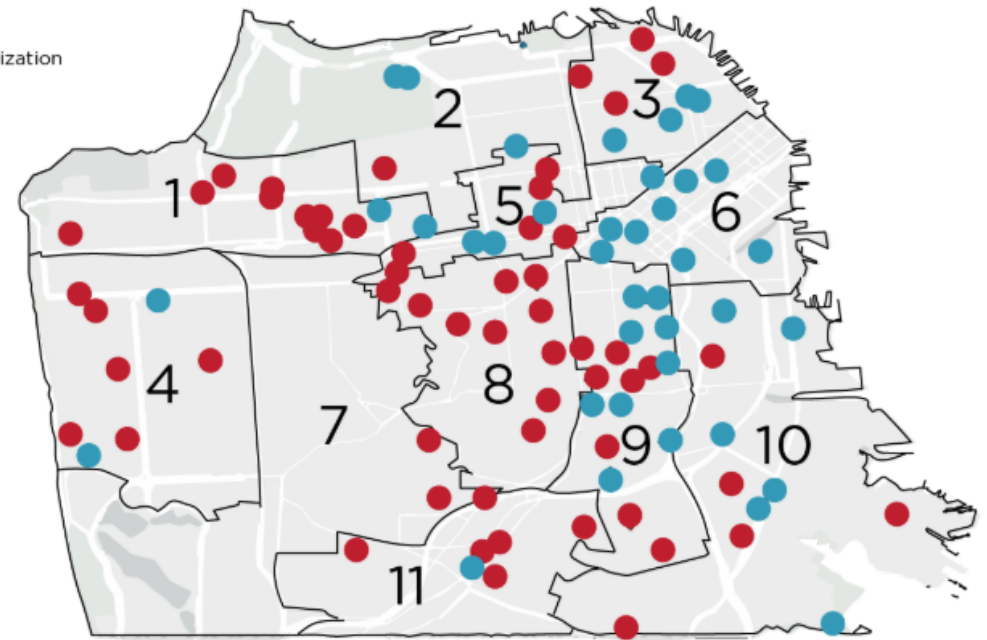
Total Applicants=412

- Artist
- Organization



Total Grantees=110

- Artist
- Organization

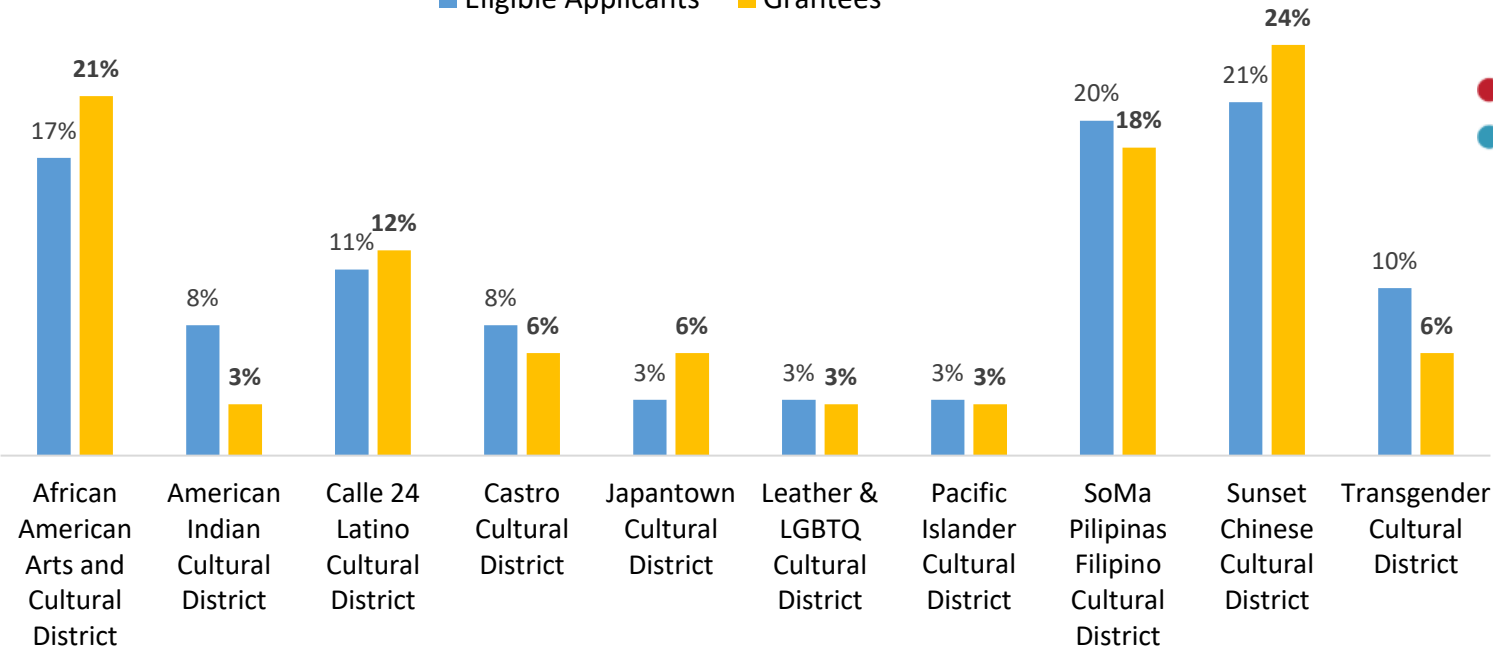


Item 3

Artist Demographics

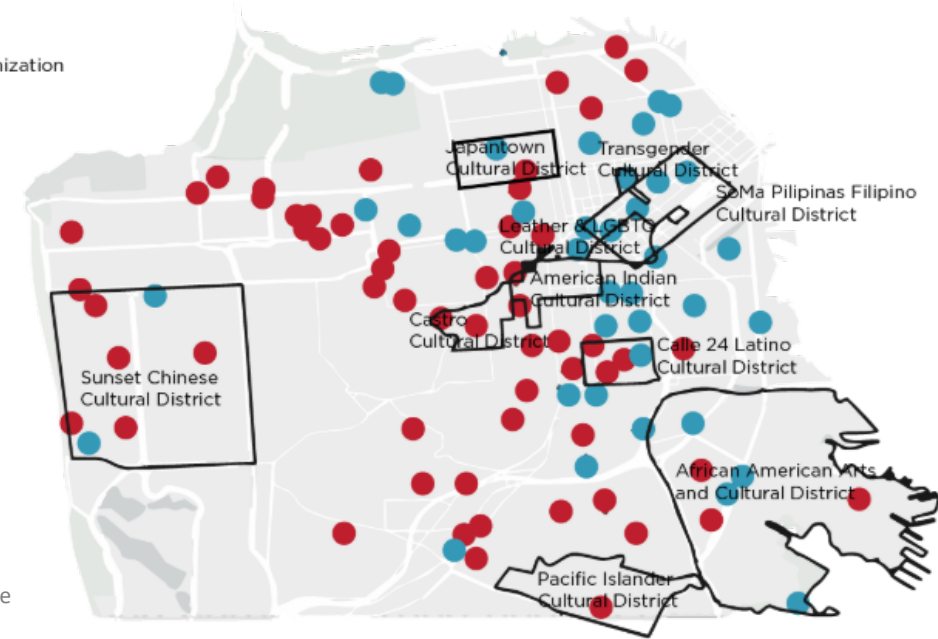
% Eligible Applicants and Grantees* by Cultural District
(Total 92 Eligible Applicants*, 33 Grantees*)

■ Eligible Applicants ■ Grantees



Total Grantees

● Artist
● Organization

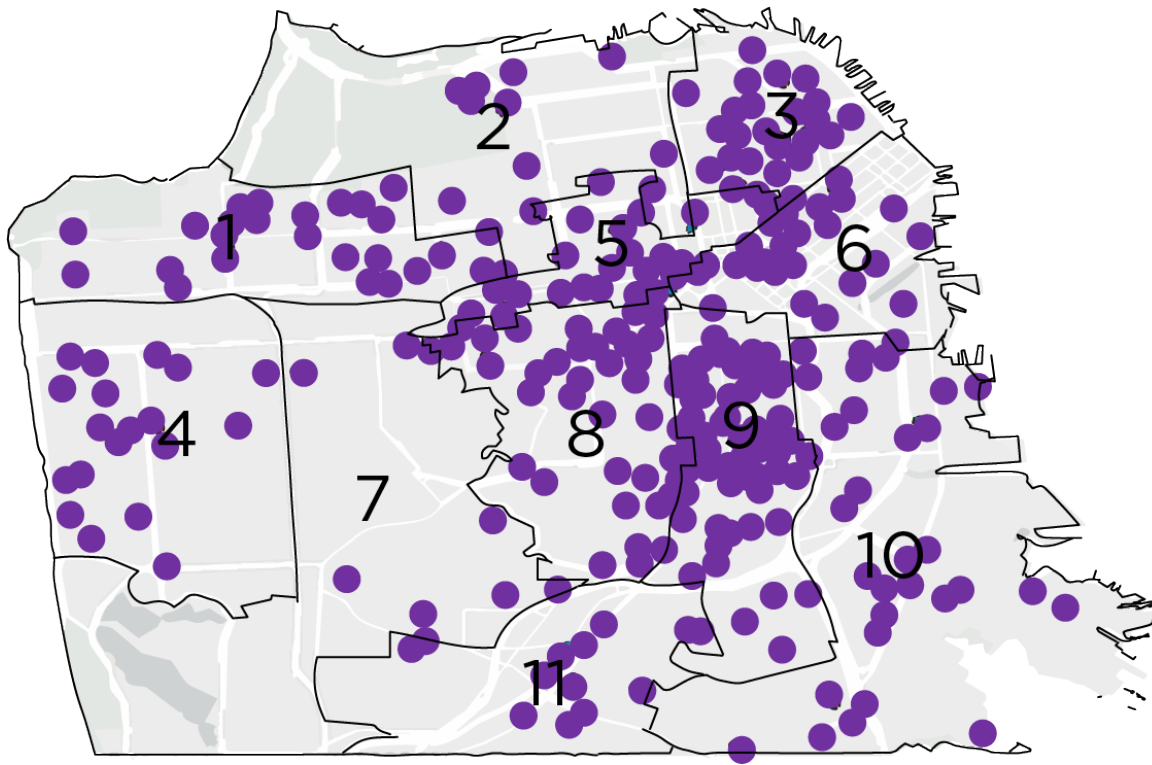


*Only 29% of applicants/grantees responded to the Cultural District representation question, and one respondent may select multiple cultural districts; results are therefore based on a limited subset of respondents and should be interpreted with caution due to potential non-response bias.

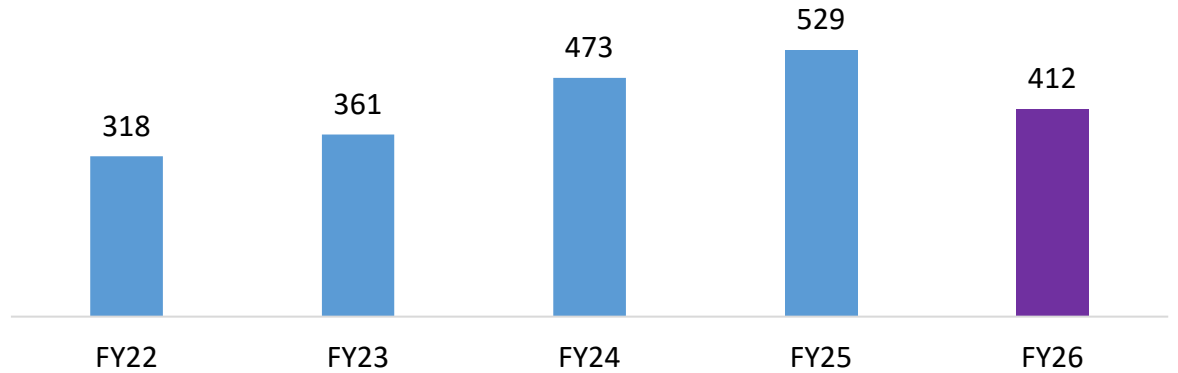
Item 3

Applicants Over the last Five Years

Total Applicants=412

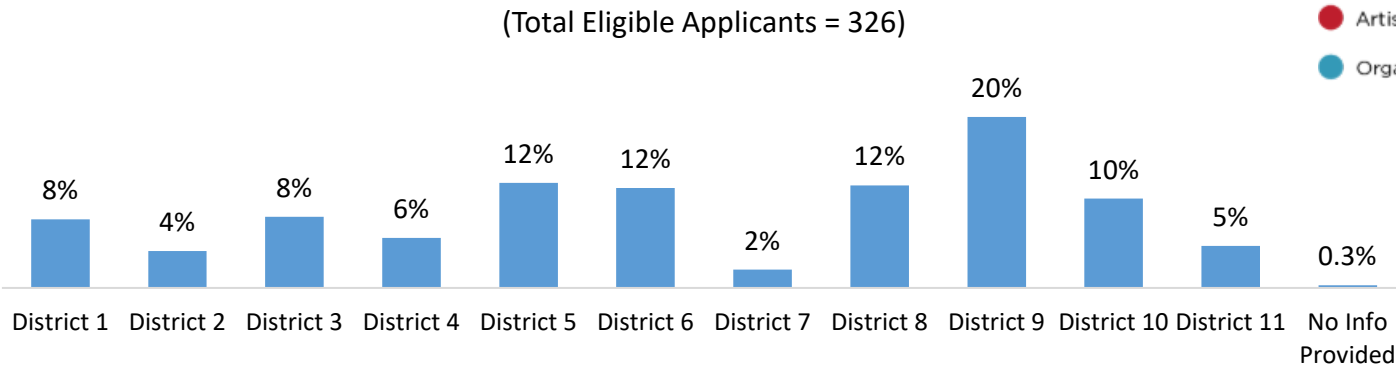


All Grant Applications by Fiscal Year
(Total = 2093)

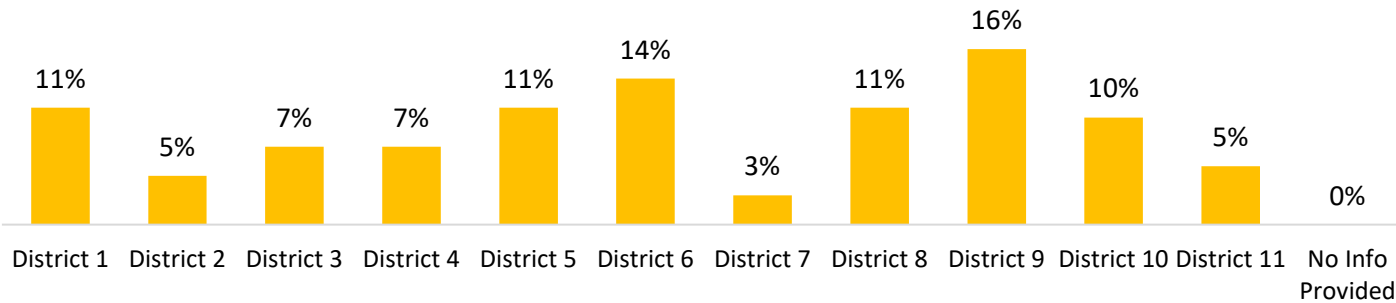


Item 3 Artists by Supervisor District

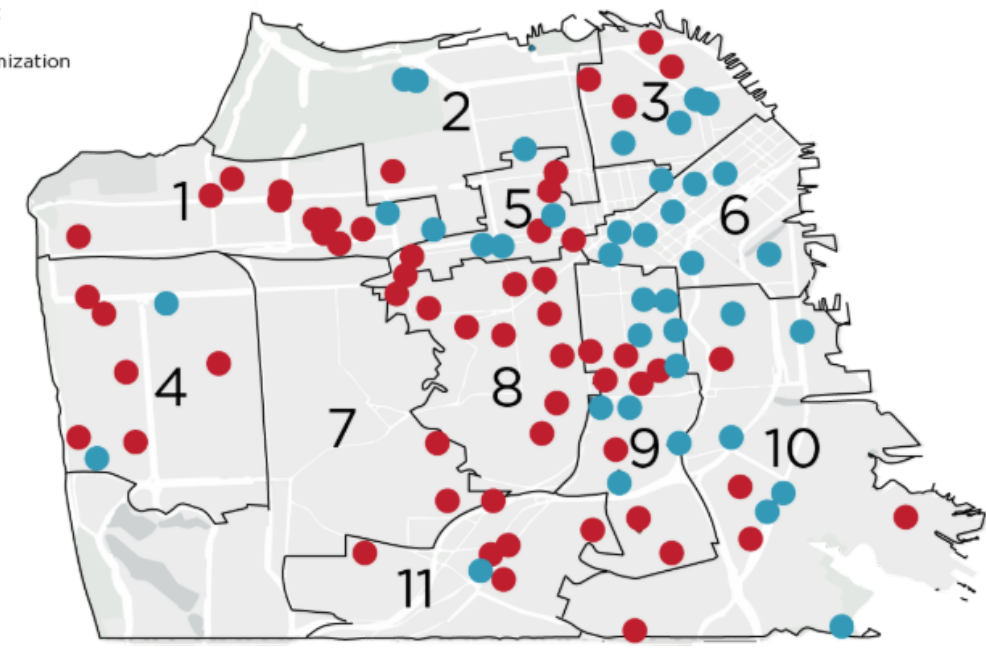
% SFAC Eligible Applications by Supervisor District, FY26
(Total Eligible Applicants = 326)



% SFAC Grantees by Supervisor District, FY26
(Total Grantees = 110)



● Artist
● Organization

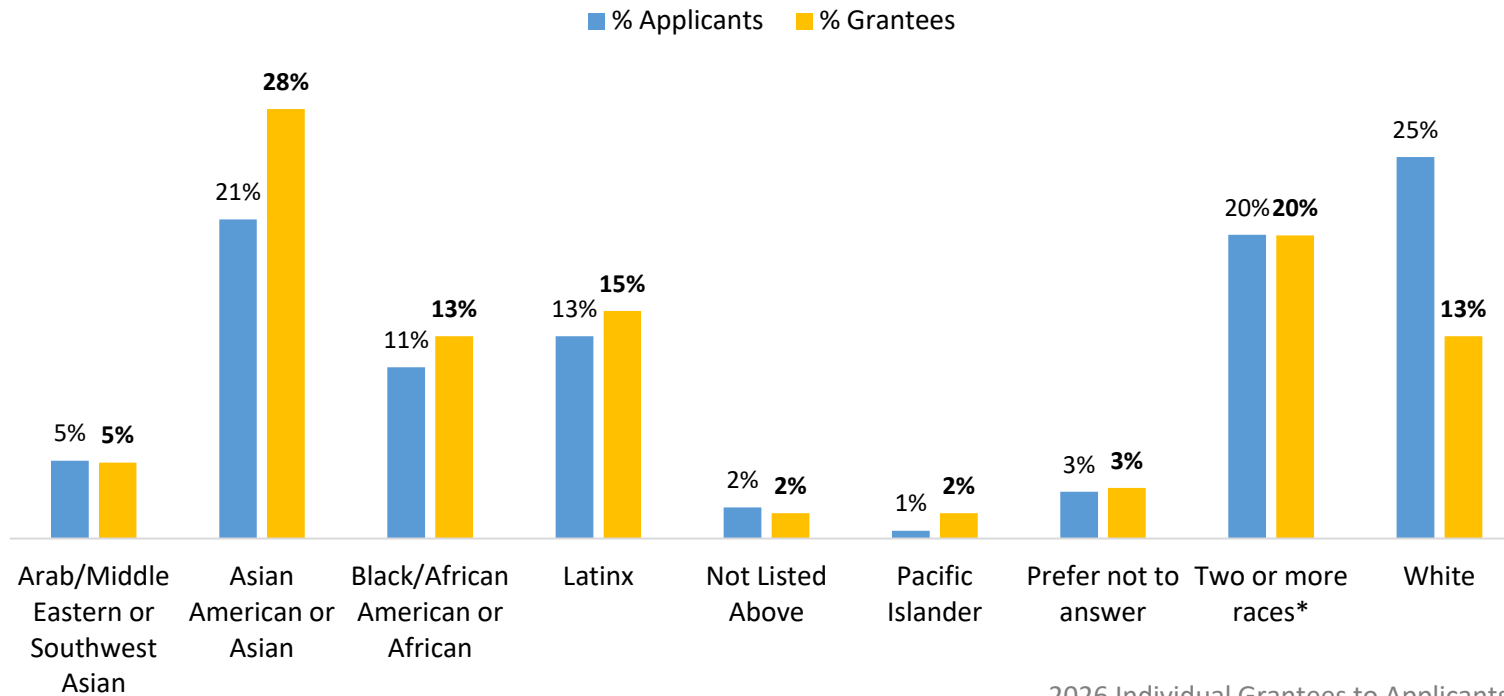


Eligible applicants and grantees that did not provide information regarding their supervisorial district are grouped into "No Info Provided" in the charts above.
San Francisco Arts Commission

Item 3 Artist Demographics

- 23% of eligible applicants identifying as Two or more races identified as selecting American Indian or Alaskan Native.
- Grantee distribution displays SFAC’s commitment to centering artists rooted in historically marginalized communities.
- **Cultural Equity Endowment Fund, SEC, 68.1**
Purposes: These communities include African and African American; Latinx; Asian and Asian American; Arab; Native American; Pacific Islander; lesbian, gay, bisexual, queer; transgender and gender variant people; people with disabilities; and women.

% of Eligible Individual Applicants and Grantees by Race/Ethnicity, FY26
 (Total = 198 Eligible Applicants, 61 Grantees)

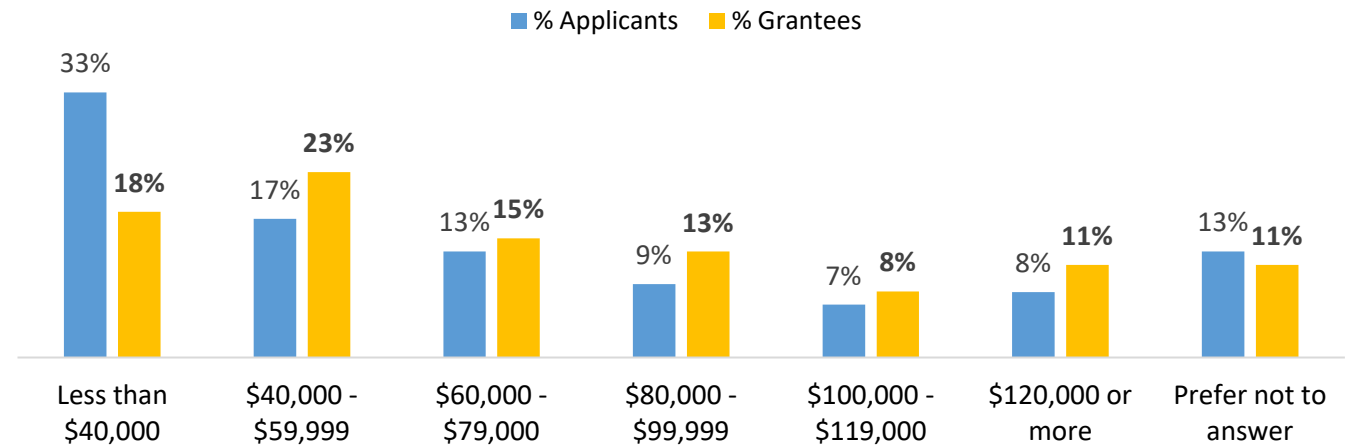


2026 Individual Grantees to Applicants
 Artist Legacy Grant (ALG), Arts Impact Endowment (AIE)– Individuals
 San Francisco Arts Commission

Item 3 Artist Demographics

- **33% of eligible applicants** listed their household income as **below \$40,000**.
- **18% of grantees** identified their household income as **below \$40,000**.
- **72% eligible applicants** and **69% grantees** listed annual household income as **below \$100,000**.
- SFAC applicants and grantees are more likely to fall under the SF County Median Income.

% Eligible Applicants and Grantees by Household Income
(Total 198 Eligible Applicants, 61 Grantees)



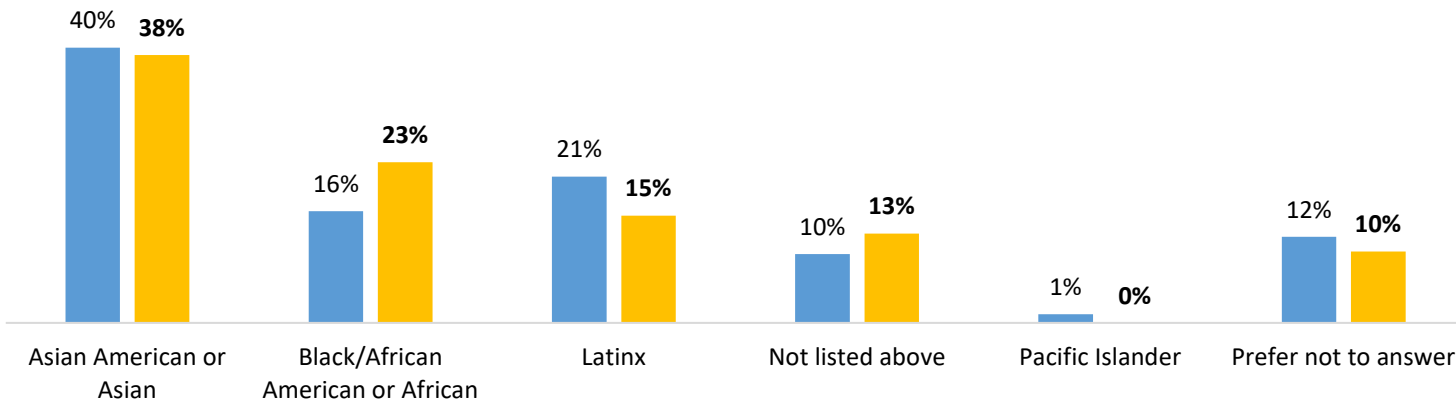
SF County	1 person	2 Person	3 Person	4 Person	5 Person	6 Person
Low Income (80% Median)	\$87,300	\$99,750	\$112,200	\$124,700	\$134,650	\$144,650

San Francisco Mayor's Office of Housing and Community Development U.S. Dept. of Housing and Urban Development, published: 04/01/2025

Item 3 Organization Demographics

Identified BIPOC Majority of Organization's Audience
(Total = 81 Eligible Applicants, 39 Grantees)

■ % Applicants ■ % Grantees



Organizations represented in the chart respond to the following question in their application:
*Is more than half of your audience BIPOC (Black, Indigenous, People of Color)?
If yes, of that BIPOC majority, please select which one of the following groups is most represented. (select one)*

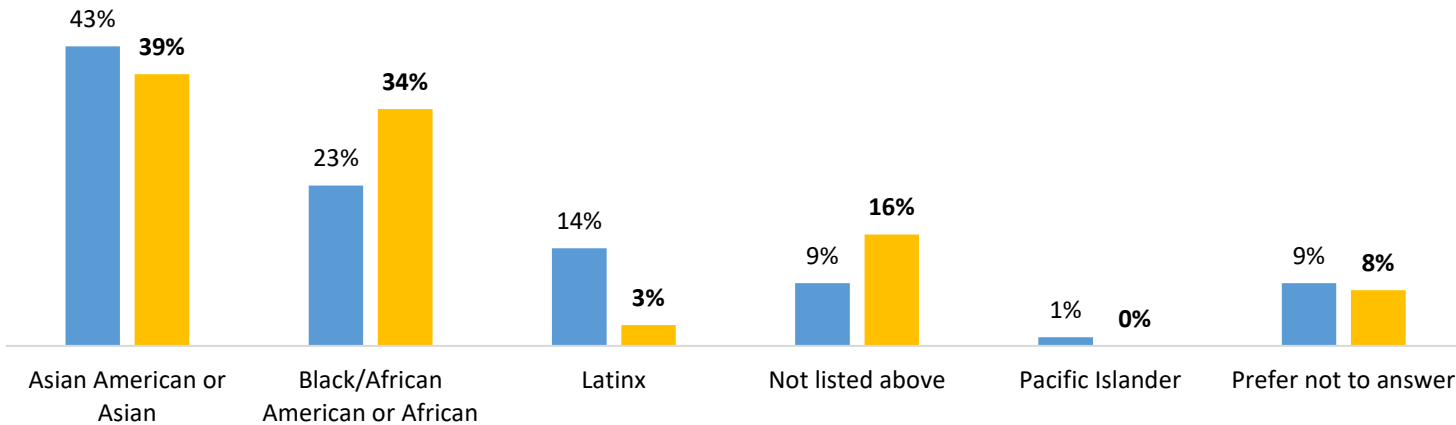
FY26 Arts Impact Endowment, Organization Responses

- **63%** of eligible applicant organizations (81 of 128) indicated **having more than half of their audience identify as BIPOC.**
- **92%** of organization grantees indicated having a direct relationship to one or more Cultural Districts.

Item 3 Organization Leadership

Identified BIPOC Majority of Organization's Executive Leadership
(Total = 74 Eligible Applicants, 38 Grantees)

■ % Applicants ■ % Grantees

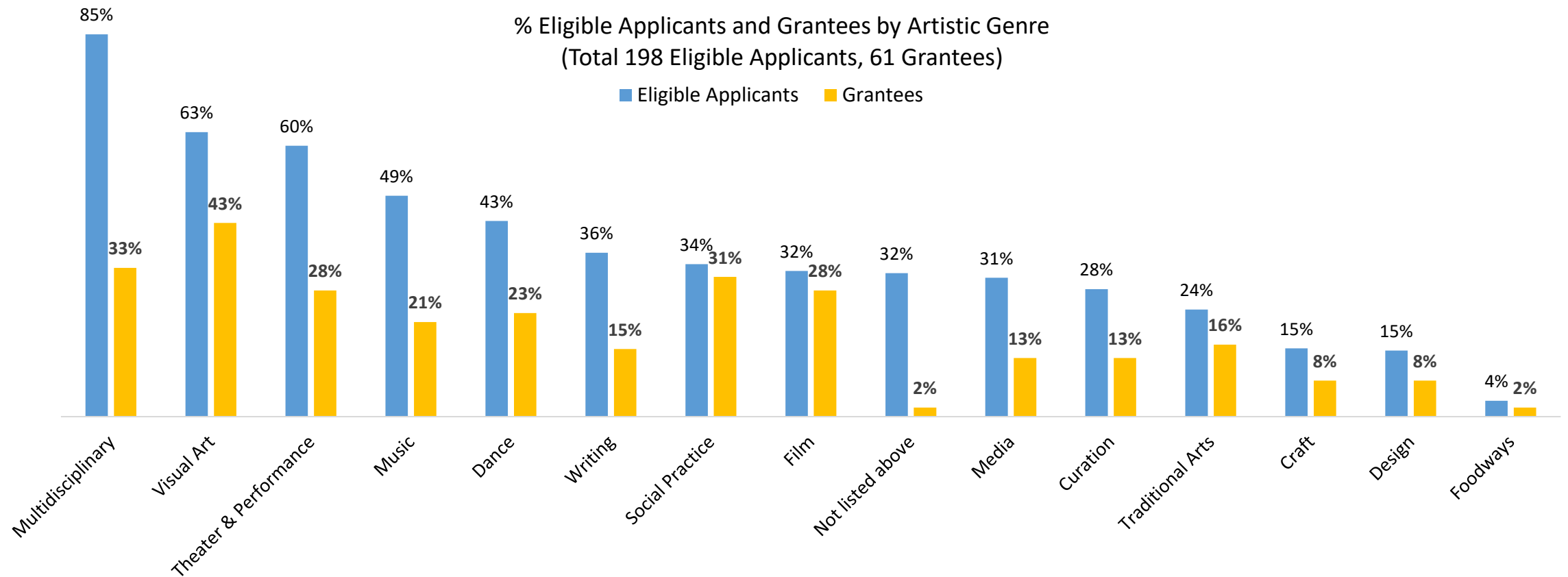


Organizations represented in the chart respond to the following question in their application:
Is more than half of your executive leadership (Board and executive staff) BIPOC (Black, Indigenous, People of Color)?
If yes, of that BIPOC majority, please select which one of the following groups is most represented. (select one)

FY26 Arts Impact Endowment, Organization Responses

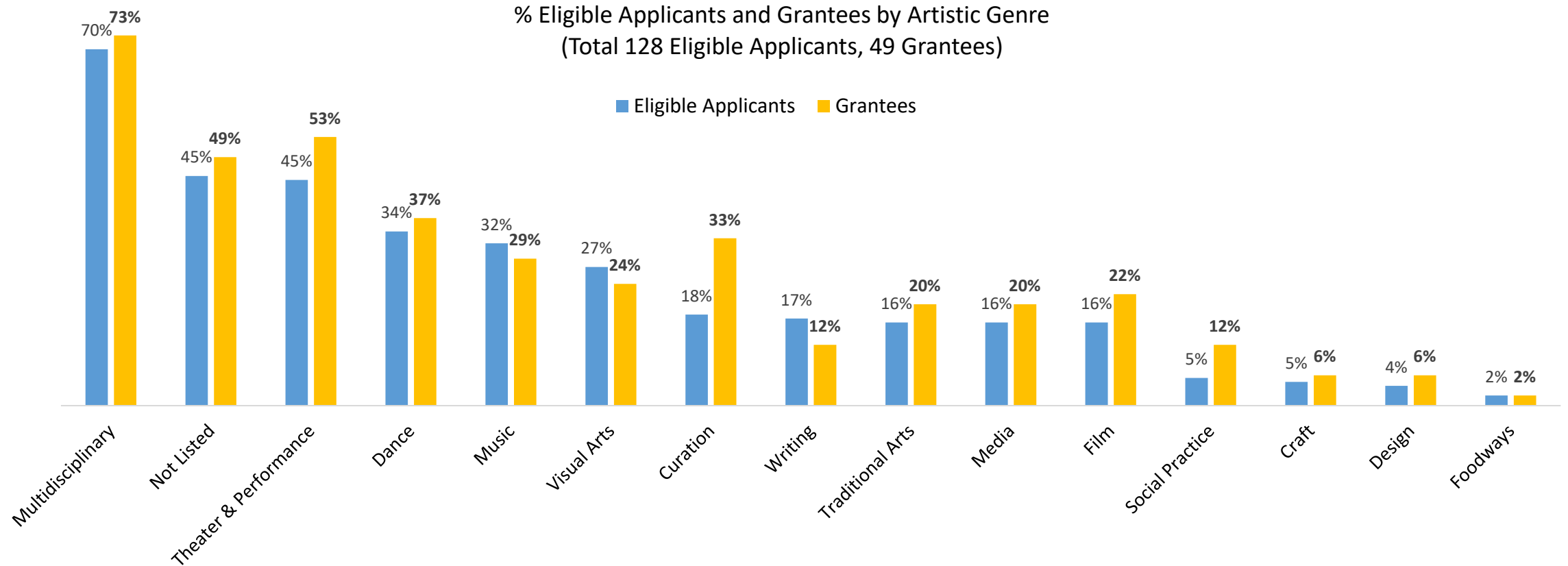
- **58%** of eligible applicant organizations (74 of 128) indicated **having more than half of their executive leadership identify as BIPOC.**

Item 3 Artist Genres



One individual applicant/grantee may select multiple genres in one application.

Item 3 Organization Genres



One organization applicant/grantee may select multiple genres in one application.

Item 3: Public Comment

Item 3

Community Investments Grant Program Overview


Item 4: FY26 Funding Recommendations

Discussion and Possible Action

Staff Presenter: Senior Program Officer, Anne Trickey
Program Officers, Jennifer Atwood, Jennifer Chu

Presentation time: Approximately 20 minutes

Item 4



Item 6

Arts Impact Endowment Year One Survey Findings: Background



Artillery Ceramics Apprenticeship Cohort September 2024 by Alexa LexMex Treviño

Background:

- Fiscal Year 2025 was Year One of the 2024 – 2029 Cultural Services Allocation Plan (CSAP).
- Iterate process and incorporate feedback from stakeholders: Applicants, Grantees, Panelists, Commissioners and Staff.
- Build Community Investments staff capacity for data analysis.
- Engage community input as directed by legislation.

READ THE 2024-2029 CSAP REPORT!

Item 4

1. Sustaining Ongoing Initiatives = General Support 1: Ongoing Work

What this funds:

Artists: basic needs

Organizations: general operations

2. Resilience & Growth = General Support 2: Growth & Planning

What this funds:

Artists: equipment purchase of \$10,000 or more for a single item, professional development, capital (not labor)

Organizations: equipment purchase of \$10,000 or more for a single item, organizational development, professional development for staff, capital (not labor)

3. New Creative Opportunities = Project Support

What this funds:

Artists: artistic works and/or activities, research and development, a phase or portion of a larger project

Organizations: artistic works and/or activities, research and development, a phase or portion of a larger project

Item 4 Organizations

Funding Channels:	Applications Submitted: Request Amount (\$)	Applications Submitted: Total Number	Applications Reviewed: Request Amount (\$)	Applications Reviewed: Total Number	Applications Funded: Award Amount (\$)	Applications Funded: Total Number
Sustaining Ongoing Initiatives (SOI)	\$13,719,735	141	\$9,471,630	97	\$3,400,000	34
Resilience & Growth (R&G)	\$825,000	11	\$600,000	8	\$225,000	3
New Creative Opportunities (NCO)	\$1,819,114	33	\$1,138,400	23	\$600,000	12
Sub-total	\$16,363,849	185	\$11,210,030	128	\$4,225,000	49

Item 4 Individuals

Funding Channels:	Applications Submitted: Request Amount (\$)	Applications Submitted: Total Number	Applications Reviewed: Request Amount (\$)	Applications Reviewed: Total Number	Applications Funded: Award Amount (\$)	Applications Funded: Total Number
Sustaining Ongoing Initiatives (SOI)	\$3,252,971	70	\$2,736,471	59	\$890,710	18
Resilience & Growth (R&G)	\$187,000	4	\$187,000	4	\$87,000	2
New Creative Opportunities (NCO)	\$6,464,618	135	\$5,984,618	125	\$1,917,558	39
Artistic Legacy Grant (ALG)	\$1,512,000	18	\$1,050,000	11	\$200,000	2
Sub-total	\$11,416,589	227	\$9,958,089	199	\$3,095,268	61

Item 4 Total

Funding Channels:	Applications Submitted: Request Amount (\$)	Applications Submitted: Total Number	Applications Reviewed: Request Amount (\$)	Applications Reviewed: Total Number	Applications Funded: Award Amount (\$)	Applications Funded: Total Number
TOTAL (Orgs and Individuals)	\$27,780,438	412	\$21,168,119	327	\$7,320,268	110

Item 4: Subitem 1

Discussion and Possible Action

Funding Recommendations of the Artistic Legacy Grant Panel

Staff Presenter: Program Officer, Jennifer Chu

Item 4: Subitem 1

Discussion and possible action to approve the funding recommendations of the Artistic Legacy Grant (ALG) panel, to award two grants totaling \$200,000 to the following individuals, and to authorize the Director of Cultural Affairs to enter into grant agreements not to exceed the following at this time:

1. Madeleine Lim, \$100,000
2. Michael Jang, \$100,000*

(* indicates new grantee)

Item 4: Subitem 1 Public Comment

Item 4: Subitem 1

FY26 Funding Recommendations

Item 4: Subitem 1

Motion to approve the funding recommendations of the **Artistic Legacy Grant (ALG)** panel, to award two grants totaling \$200,000 to the following individuals, and to authorize the Director of Cultural Affairs to enter into grant agreements for amounts not to exceed amounts as presented.

Item 4: Subitem 2

Discussion and Possible Action

Funding Recommendations of the Arts Impact Endowment Artist Panels

Staff Presenter: Program Officer, Jennifer Atwood

Item 4: Subitem 2

Discussion and possible action to approve the funding recommendations of the **Arts Impact Endowment Artist Panels** for all three funding channels: Channel 1 - Sustaining Ongoing Initiatives - General Support 1: Ongoing Work, Channel 2 - Resilience & Growth - General Support 2: Growth & Planning, and Channel 3 - New Creative Opportunities - Project Support; to award **fifty-nine (59) grants totaling \$2,895,268**, in accordance with the priorities outlined in the Community Services Allocation Plan; and to authorize the Director of Cultural Affairs to enter into grant agreements with each individual or their fiscal sponsor for amounts not to exceed the following at this time:

Item 4: Subitem 2

1. Alleluia Panis, \$50,000
2. Amal Bisharat, \$50,000
3. Amihan, \$50,000 (Fiscal Sponsor: Filipino-American Development Foundation)
4. Amy Grace Lam, \$50,000
5. Andrea Nicolette Gonzales, \$50,000
6. Anita W. Chang, \$50,000
7. Anne Bluethenthal, \$50,000
8. Anthony Jimenez, \$50,000
9. Ari Salim Marcus, \$50,000*
10. Ariel Mihic, \$50,000

Item 4: Subitem 2

11. Benni Baker, \$50,000*
12. Betsy Tsai, \$46,310*
13. Cesar Cadabes, \$50,000
14. Cheryl P. Derricotte, \$50,000
15. Christina Li, \$50,000*
16. Cia Lu, \$41,030
17. Claudia Andrea Escobar, \$50,000
18. Cornelius O, \$50,000 (Fiscal Sponsor: Counterpulse)
19. David Tim, \$37,000*
20. Gina Mariko, \$50,000*

Item 4: Subitem 2

21. Idris Ackamoor, \$50,000
22. Javier Roberto Carlos, \$50,000
23. Joanne Kreiter, \$50,000
24. John Walter Calloway, \$50,000 (Fiscal Sponsor: Kulintang Arts, Inc.)
25. Joshua Chuck, \$50,000* (Fiscal Sponsor: Community Youth Center of San Francisco)
26. Jubilee, \$50,000*
27. Kathryn Vercillo, \$50,000*
28. Keli Dailey, \$50,000
29. Lena Lee, \$50,000*
30. Leticia Hernández-Linares, \$50,000

Item 4: Subitem 2

31. Lyam J Bewry, \$39,000*
32. M Eilo, \$50,000* (Fiscal Sponsor: Intersection for the Arts)
33. Marcella Elizabeth Sanchez, \$50,000
34. Maria Silk, \$50,000 (Fiscal Sponsor: Jess CurtisGravity Inc.)
35. Mattie Loyce, \$50,000*
36. Maya Cameron-Gordon, \$43,425*
37. Maya Fuji, \$50,000
38. Nina Limón, \$50,000 (Fiscal Sponsor: Independent Arts & Media)
39. Parya Saberi, \$50,000
40. Rhiannon Evans MacFadyen, \$50,000*

Item 4: Subitem 2

41. Richard A. Mosqueda, \$50,000*
42. Roisin Isner, \$47,853*
43. Rose Damato, \$44,400*
44. Samantha Berlanga, \$50,000* (Fiscal Sponsor: Bay Area Video Coalition Inc.)
45. SAMI SEE, \$50,000
46. Samina Ali, \$50,000*
47. Shawna Virago, \$50,000
48. Shrey Purohit, \$50,000*
49. Snik, \$50,000*
50. Stephanie Ann Sherman, \$50,000

Item 4: Subitem 2

- 51. Susannah H Smith, \$50,000
- 52. Takeshi Moro, \$50,000
- 53. Tania Santiago, \$50,000
- 54. Taraneh Hemami, \$50,000
- 55. Therese Davis, \$50,000
- 56. Virgie Tovar, \$46,250
- 57. Wailana Simcock, \$50,000*
- 58. William Underwood III, \$50,000
- 59. Xahej, \$50,000*

(* indicates new grantee)

Item 4: Subitem 2 Public Comment

Item 4: Subitem 2

FY26 Funding Recommendations

Item 4: Subitem 2

Motion to approve the funding recommendations of the **Arts Impact Endowment Artist Panels** for all three funding channels: Channel 1 - Sustaining Ongoing Initiatives – General Support 1: Ongoing Work, Channel 2 - Resilience & Growth – General Support 2: Growth & Planning, and Channel 3 - New Creative Opportunities – Project Support; to award **fifty-nine (59) grants totaling \$2,895,268**, in accordance with the priorities outlined in the Community Services Allocation Plan; and to authorize the Director of Cultural Affairs to enter into grant agreements with each individual or their fiscal sponsor for amounts not to exceed amounts as presented.

Item 4: Subitem 3

Discussion and Possible Action

Funding Recommendations of the Arts Impact Endowment Organization Panels

Staff Presenter: Program Officer, Jennifer Chu

Item 4: Subitem 3

Discussion and possible action to approve the funding recommendations of the **Arts Impact Endowment Organization Panels** for all three funding channels: Channel 1 - Sustaining Ongoing Initiatives – General Support 1: Ongoing Work, Channel 2 - Resilience & Growth – General Support 2: Growth & Planning, and Channel 3 - New Creative Opportunities – Project Support; to **award forty-nine (49) grants totaling \$4,225,000**, in accordance with the priorities outlined in the Community Services Allocation Plan; and to authorize the Director of Cultural Affairs to enter into grant agreements with each organization or their fiscal sponsor for amounts not to exceed the following at this time:

Item 4: Subitem 3

1. Arenas Dance Company, \$100,000 (Fiscal Sponsor: Dancers Group)
2. Arts Education Alliance of the Bay Area, \$100,000 (Fiscal Sponsor: Intersection for the Arts)
3. Artspan, \$100,000
4. Asian American Women Artists Association Inc., \$100,000
5. Bayview Hunters Point Center for Arts and Technology, \$100,000
6. Bernal Heights Outdoor Cinema, \$100,000 (Fiscal Sponsor: Independent Arts & Media)
7. BIPOC Acro Collective Care Ecosystem, \$75,000* (Fiscal Sponsor: Independent Arts & Media)
8. Black & White Projects, \$75,000* (Fiscal Sponsor: Independent Arts & Media)
9. Bridge Live Arts, \$100,000
10. Canyon Cinema Foundation, \$100,000*

Item 4: Subitem 3

11. Chinese Historical Society of America, \$50,000
12. Counterpulse, \$100,000
13. Crowded Fire Theater Company, \$100,000
14. Detour Productions, \$100,000
15. Diamond Wave, \$75,000 (Fiscal Sponsor: Independent Arts & Media)
16. Duniya Dance and Drum Company, \$100,000 (Fiscal Sponsor: Dancers Group)
17. Emerging Arts Professionals San Francisco Bay Area, \$100,000 (Fiscal Sponsor: Independent Arts & Media)
18. Eugenie Chan Theater Projects, \$50,000 (Fiscal Sponsor: Intersection for the Arts)
19. Femme Rage, \$50,000* (Fiscal Sponsor: The African American Art and Culture Complex)
20. Filmmakers Collaborative Inc., \$100,000*

Item 4: Subitem 3

21. Friends of Scrap, Inc., \$100,000
22. Honey Art Studio, \$50,000 (Fiscal Sponsor: Independent Arts & Media)
23. Intersection for the Arts, \$100,000
24. jhn//hands&feet, \$50,000* (Fiscal Sponsor: Asian Pacific Islander Cultural Center)
25. Lyrical Opposition, \$100,000
26. Manilatown Heritage Foundation, \$100,000
27. Movement, \$50,000* (Fiscal Sponsor: Intersection for the Arts)
28. NA Lei Hulu I Ka Wekiu Hula Halau, \$100,000
29. NAKA Dance Theater, \$100,000 (Fiscal Sponsor: Dancers Group)
30. Nava Dance Theatre, \$50,000

Item 4: Subitem 3

31. OX, \$50,000 (Fiscal Sponsor: Counterpulse)
32. Queer Women of Color Media Arts Project, \$100,000
33. Rawdance, \$100,000
34. San Francisco African American Arts and Cultural District, \$100,000*
35. San Francisco Bay Area Theatre Company, \$100,000
36. San Francisco Children's Art Center, \$100,000
37. San Francisco Creative Writing Institute, \$50,000*(Fiscal Sponsor: Counterpulse)
38. San Francisco Filipino Cultural Center, \$100,000*
39. San Francisco International Arts Festival, Inc., \$100,000
40. Sew Productions, Inc., \$50,000

Item 4: Subitem 3

- 41. Shipyard Trust for the Arts, \$100,000
 - 42. Tableau Stations, \$50,000* (Fiscal Sponsor: Intersection for the Arts)
 - 43. The Great Star Theater, \$100,000*
 - 44. Una Inc., \$100,000*
 - 45. Voice of Witness, \$50,000
 - 46. Womens Audio Mission, \$100,000
 - 47. World Arts West, \$100,000
 - 48. Writers Grotto, \$100,000*
 - 49. Yerba Buena Arts and Events, \$100,000
- (* indicates new grantee)

Item 4: Subitem 3 Public Comment

Item 4: Subitem 3

FY26 Funding Recommendations

Item 4: Subitem 3

Motion to approve the funding recommendations of the **Arts Impact Endowment Organization Panels** for all three funding channels: Channel 1 - Sustaining Ongoing Initiatives – General Support 1: Ongoing Work, Channel 2 - Resilience & Growth – General Support 2: Growth & Planning, and Channel 3 - New Creative Opportunities – Project Support; to award **forty-nine (49) grants totaling \$4,225,000**, in accordance with the priorities outlined in the Community Services Allocation Plan; and to authorize the Director of Cultural Affairs to enter into grant agreements with each organization or their fiscal sponsor for amounts not to exceed amounts as presented.

Item 5: Community Investments Cultural Center Program Overview

Discussion

Staff Presenter: Director of Community Investments, Denise Pate
Capital Project Manager, George Lee
Senior Program Officer, Jonell Molina
Program Officer, Coco Duhon-Kelley

Presentation time: Approximately 20 minutes

Item 5

Community-based Cultural Centers provide accessible arts opportunities for all San Franciscans, comprised of **four City-owned facilities and three virtual* Cultural Centers** that are operated by nonprofit arts organizations and provide cultural and arts programming. The center facilities are available for rent and offer free or low-cost performances, gallery exhibitions, and classes.



(* indicates virtual center)



Item 5

SFAC City-owned cultural centers model:

- 4 independent 501(c)(3) nonprofits in City-owned buildings
- \$1/year lease + sole-source SFAC operating grant integrating maintenance costs
- **SFAC-City:** maintains core systems (structure, MEP, elevators, life-safety, major ADA)
- **Nonprofits:** run operations (cleaning, utilities, interior maintenance, programming)

SFAC Capital Project Manager role:

- Interpreting non-profit compliance with lease obligations and insurance
- Partnering with City agencies and third-party suppliers to maintain buildings
- Leading maintenance + capital projects; facilitate City capital planning budget
- Coordinating repairs with partners to support cultural missions and elevate facilities from “worn” → “excellent”

Item 5

Program Oversight Structure

- Cultural Center funding sustains operations, maintenance, and programming
- Partnership with the Cultural Centers on financial health & stewardship of SFAC grant funds
- SFAC Support Team: Director of Community Investments, Capital Project Manager, Senior Program Officer, Senior Compliance Officer, Program Officer, & Program Associate
- Annual Management & Programming Plan (MPP)
- Grant requirements define expectations and compliance; Strengthening reporting correspondence and alignment

Item 5

Engagement & Relationship Building

- Regular report review & program communications
- Biannual Cultural Center meetings with the Executive Directors and their staff
- Quarterly cohort-wide meetings with the Executive Directors
- Site visits and attendance at Cultural Center events
- Access to technical assistance through SFAC staff and third-party agencies

Item 5: Public Comment

Item 5

Community Investments Cultural Center Program Overview

Item 6: Mission Cultural Center for Latino Arts Novation Agreements

Discussion and Possible Action

Staff Presenter: Director of Community Investments, Denise Pate

Presentation time: Approximately 5 minutes

Item 6: Subitem 1

Discussion and possible action to approve a novation agreement for grant 23SPX08 between the San Francisco Arts Commission, Mission Cultural Center for Latino Arts (MCCLA), and San Francisco Study Center Inc. (SF Study Center), whereby SF Study Center would agree to assume grant 23SPX08 related to the preparation and planning for storage of MCCLA's archives and to serve as fiscal sponsor to MCCLA; grant 23SPX08 has \$85,000 remaining in grant funds; original grant amount was \$340,000.

Item 6: Public Comment

Item 6: Subitem 1

Mission Cultural Center for Latino Arts Novation Agreements

Item 6: Subitem 1

Motion to approve a novation agreement for grant 23SPX08 between the San Francisco Arts Commission, Mission Cultural Center for Latino Arts (MCCLA), and San Francisco Study Center Inc. (SF Study Center), whereby SF Study Center would agree to assume grant 23SPX08 related to the preparation and planning for storage of MCCLA's archives and to serve as fiscal sponsor to MCCLA; grant 23SPX08 has \$85,000 remaining in grant funds; original grant amount was \$340,000.

Item 6: Subitem 2

Discussion and possible action to approve a novation agreement for grant 24SPX07 between the San Francisco Arts Commission, Mission Cultural Center for Latino Arts (MCCLA), and San Francisco Study Center Inc. (SF Study Center), whereby SF Study Center would agree to assume grant 24SPX07 related to the relocation and storage of MCCLA's archives and to serve as fiscal sponsor to MCCLA; grant 24SPX07 has \$37,500 remaining in grant funds; original grant amount was \$150,000.

Item 6: Public Comment

Item 6: Subitem 2

Mission Cultural Center for Latino Arts Novation Agreements

Item 6: Subitem 2

Motion to approve a novation agreement for grant 24SPX07 between the San Francisco Arts Commission, Mission Cultural Center for Latino Arts (MCCLA), and San Francisco Study Center Inc. (SF Study Center), whereby SF Study Center would agree to assume grant 24SPX07 related to the relocation and storage of MCCLA's archives and to serve as fiscal sponsor to MCCLA; grant 24SPX07 has \$37,500 remaining in grant funds; original grant amount was \$150,000.

Item 7: Staff Report

Discussion

Staff Presenter: Director of Community Investments, Denise Pate

Presentation time: Approximately 5 minutes

Item 7: Public Comment

Item 7

Staff Report

Item 8: New Business and Announcements

Discussion

(This item is to allow the Commissioners to introduce without discussion new agenda items for consideration, to report on recent arts activities and to make announcements in accordance with [Prop D.](#))

Item 8: Public Comment

Item 8

New Business and Announcements

Item 9: Adjournment

Action

Thank you!

Stay connected by visiting sfartscommission.org or emailing art-info@sfgov.org.
Find us on social media using the links below.



Visit [SFAC Facebook](#)



Visit [SFAC X](#)



Visit [SFAC Instagram](#)



Visit [SFAC Youtube](#)



Visit [SFAC LinkedIn](#)



Visit [SFAC TikTok](#)