



DEPARTMENT OF  
HOMELESSNESS AND  
SUPPORTIVE HOUSING

# Director's Report

**Homelessness Oversight Commission | February 13, 2026**





# Thank you!

*for making the 2026 Point-in-Time count possible*



DEPARTMENT OF  
HOMELESSNESS AND  
SUPPORTIVE HOUSING

# Homelessness Response System: Updates and Data\*

*\*All data is from the Online Navigation and Entry (ONE) System unless otherwise noted. All dashboards are in HSH's [Data Hub](#).*

# Outreach Updates: SFHOT

**201**

Latest Month

**1,475**

Current Fiscal Year To Date

**1,121**

Last Fiscal Year To Date

**31.6%**

FYTD Percentage Change

**6**

Latest Month

**36**

Current Fiscal Year To Date

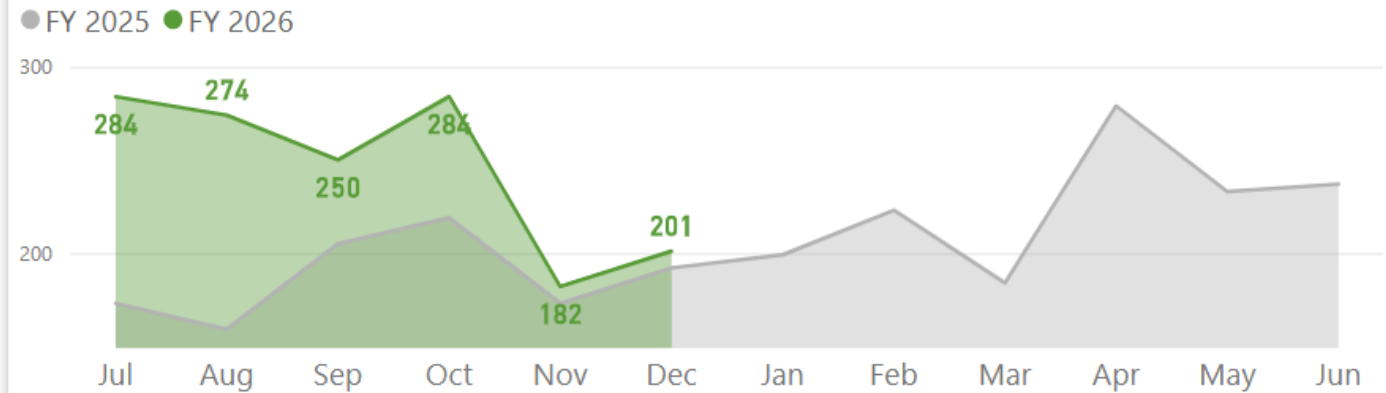
**97**

Last Fiscal Year To Date

**-63%**

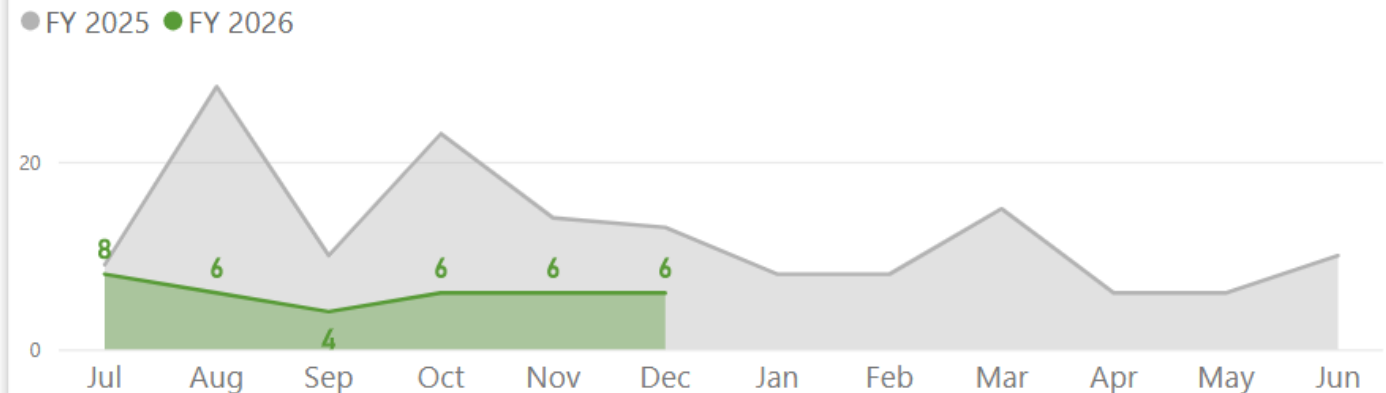
FYTD Percentage Change

**CE Assessments Made by SFHOT\***



\*Adult Primary CE Assessment or Family Housing Prioritization Assessments

**SFHOT Case Management - Linked Housing Placements**



# Outreach Updates: Shelter Placements

## Shelter Placements

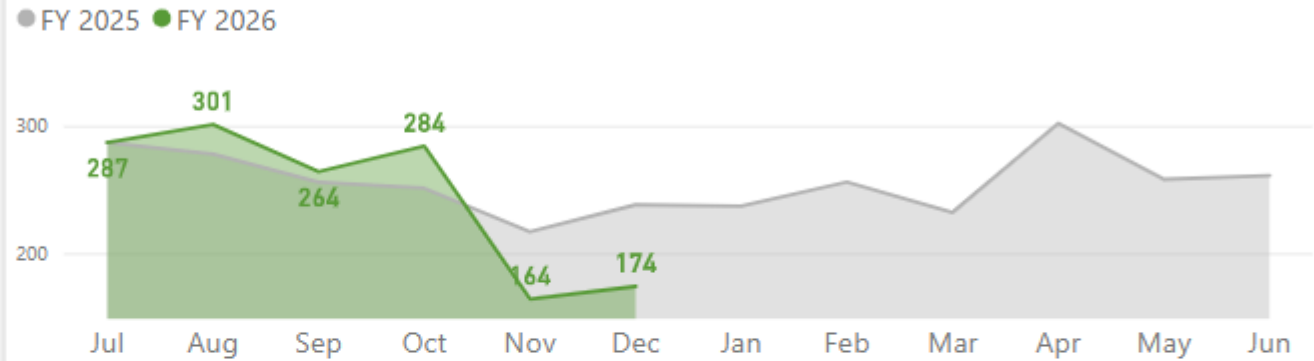
174  
Latest Month

1,474  
Current Fiscal Year To Date

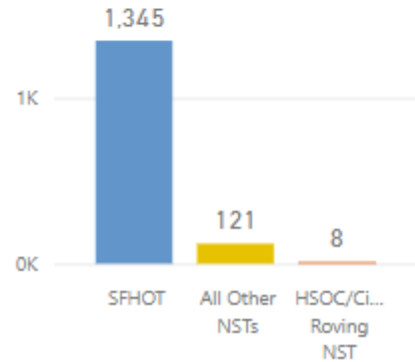
1,527  
Last Fiscal Year To Date

-3%  
FYTD Percentage Change

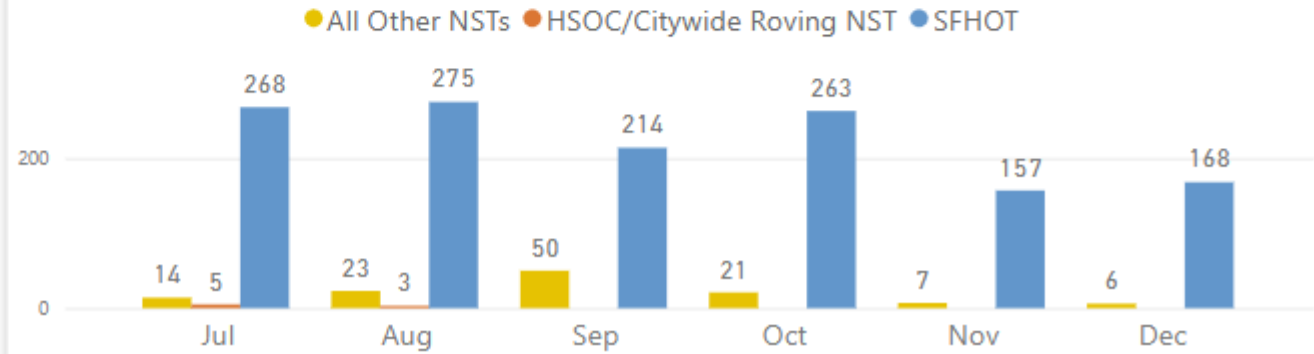
### Total Shelter Placements Made Fiscal Year Over Year



### Total by Source (FY 2025)



### Shelter Placements by Guest Referral Source (FY 2025)



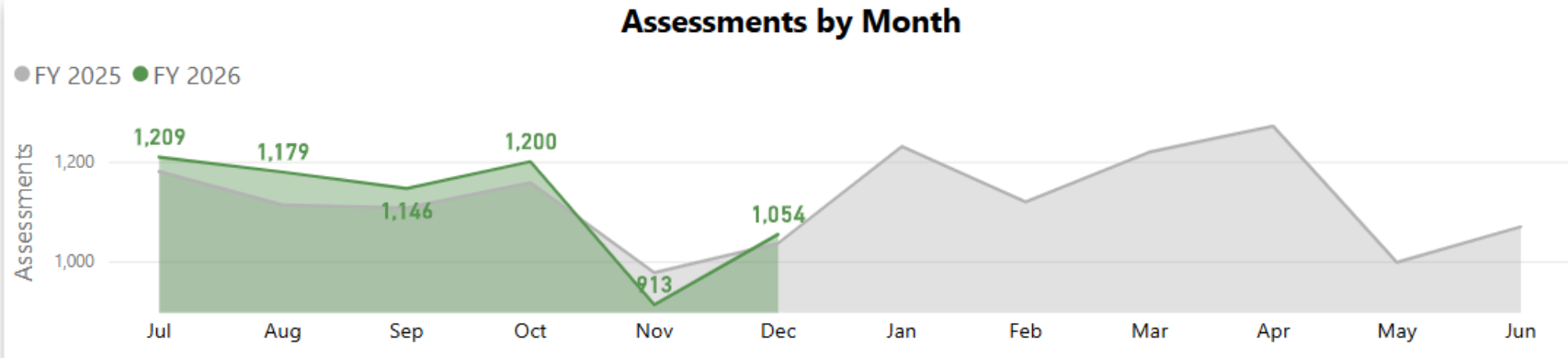
# Coordinated Entry Assessments

**1,054**  
Latest Month Assessments

**6,701**  
FYTD Assessments

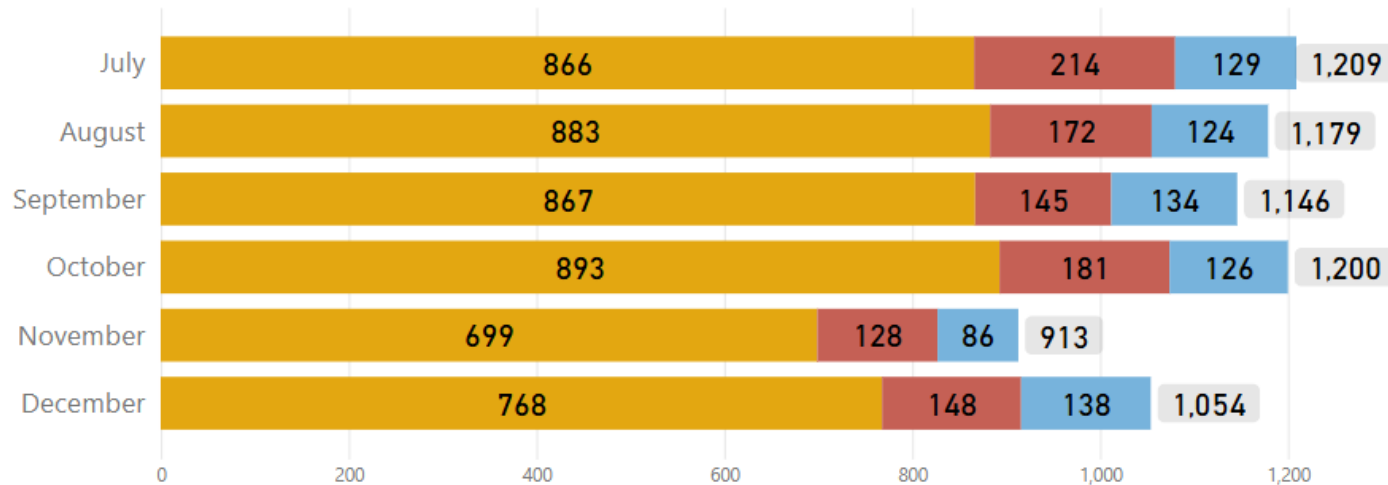
**6,571**  
Last FYTD Assessments

**13,477**  
Last Year Total

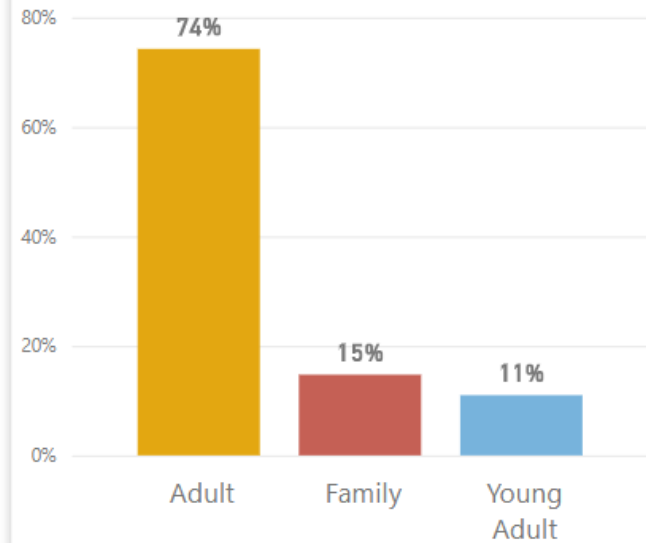


**FY 2025: Population Assessment by Month**

● Adult ● Family ● Young Adult



**FYTD Population Makeup**



*Data through  
December 31,  
2025.*

[Link to online  
dashboard.](#)

# Homelessness Prevention

## Date of Assistance

7/1/2025

12/31/2025

## Total Households Served

809

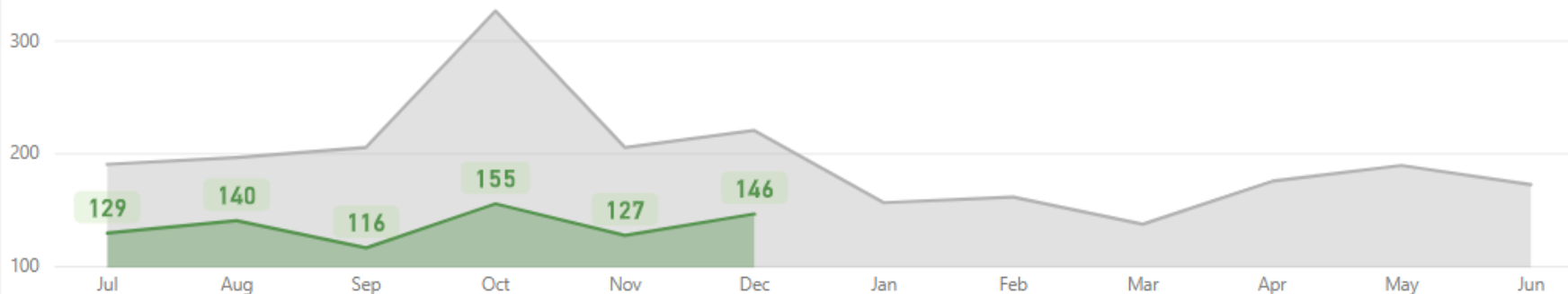
## Total Financial Assistance Distributed

\$4,082,000

This report includes prevention assistance funded and administered by HSH. It does not include ERAP assistance administered by other City departments (i.e. MOHCD)

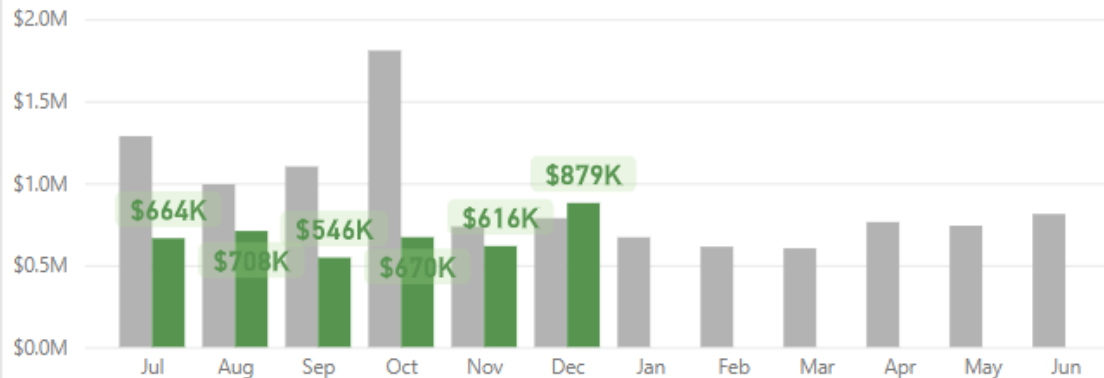
## Monthly Households Served

FY 2025 FY 2026



## Monthly Financial Assistance Distributed

FY 2025 FY 2026



## Types of Financial Assistance

Assistance Type	Amount
Back Rent	\$1,975,106
Move in Assistance	\$952,576
Stipulated Agreement Assistance	\$869,414
Future Rent	\$284,905

# Prevention:

## *San Francisco Emergency Rental Assistance Program (ERAP) Data*

Households Served: 358

- Below 30% of Area Median Income (AMI): 73%
- Experienced homelessness: 68%
- At risk of displacement: 69%
- Received eviction notice: 2%
- Identify as people of color: 79%

Average Assistance

\$3,327

Total Distributed

\$1,191,061



Data includes Mayor's Office of Housing & Community Development and HSH clients.

Data is for those who applied in December 2025.

# Problem Solving Resolutions

## Service Dates

7/1/2025 12/31/2025

## Households

402

Unique Households Resolved

6,235

Households Served

## Services

411

Total Resolutions

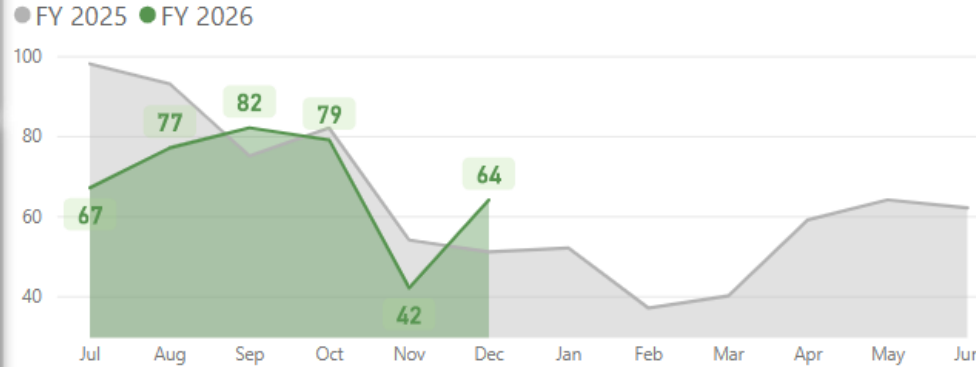
\$923,862

Total Financial Assistance

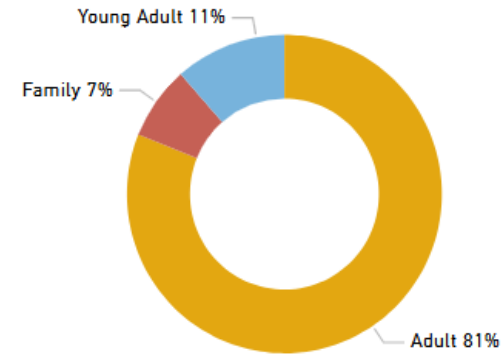
9,466

Total Conversations

## Resolutions by Month



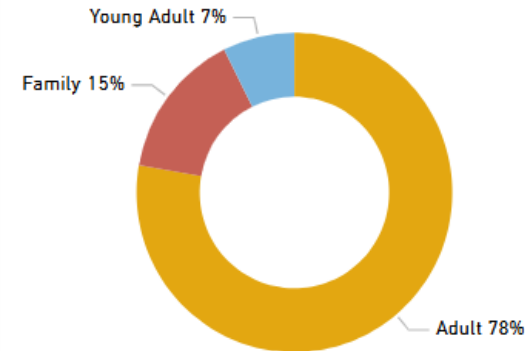
## Population: Household Type Resolved



## Top 5 Types of Financial Assistance

Assistance	Amount
Move-In Assistance for housing outside the San Francisco HRS, including deposits and first month's rent	\$651,512
Furniture, such as a bed, if reasonable and directly linked to a housing resolution	\$119,546
Travel and relocation support outside of San Francisco that will result in a housing connection - airline, train or bus ticket	\$85,513
Payment of debts that are in collections that will allow the client to obtain a housing resolution	\$26,226
Rental assistance after move-in	\$20,542

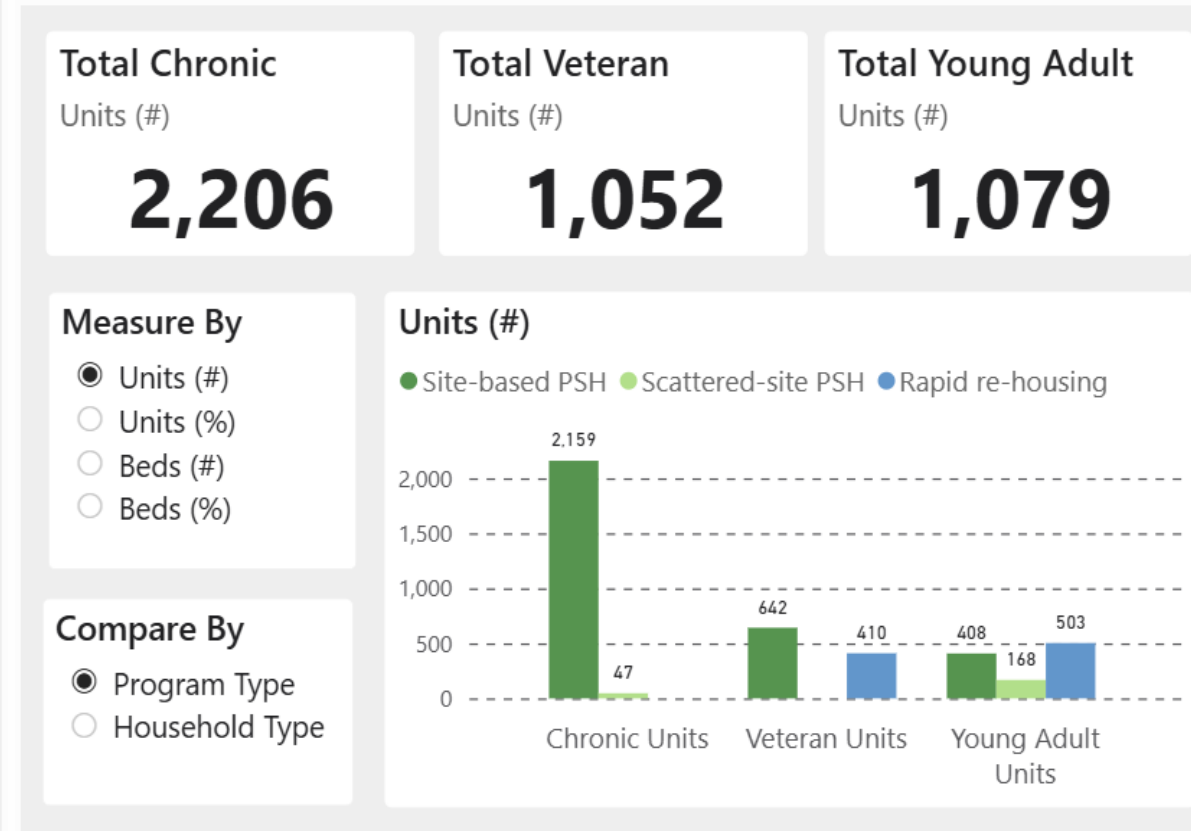
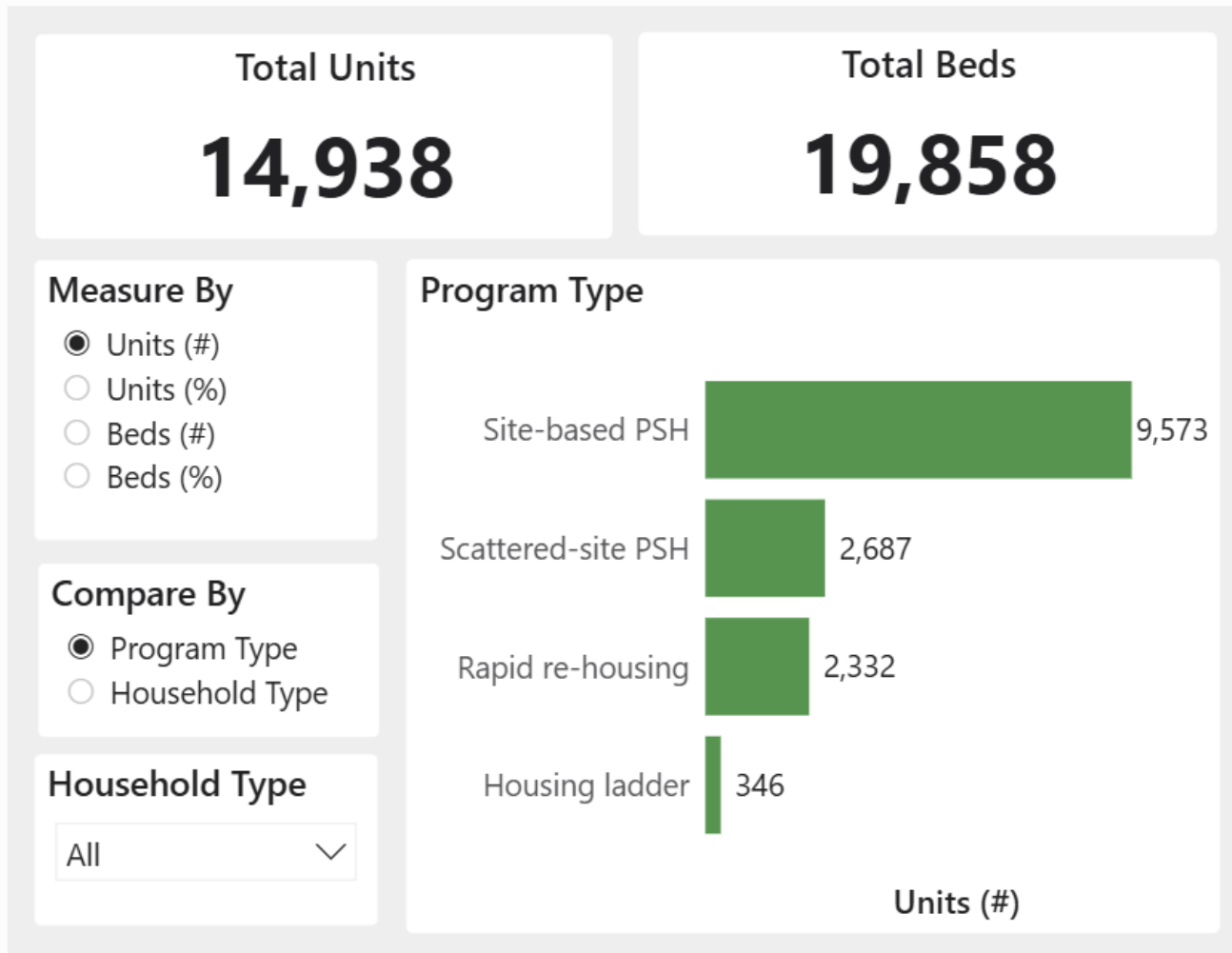
## Population: All Problem Solving Household ...



Data through  
December 31, 2025

[Link to online  
dashboard.](#)

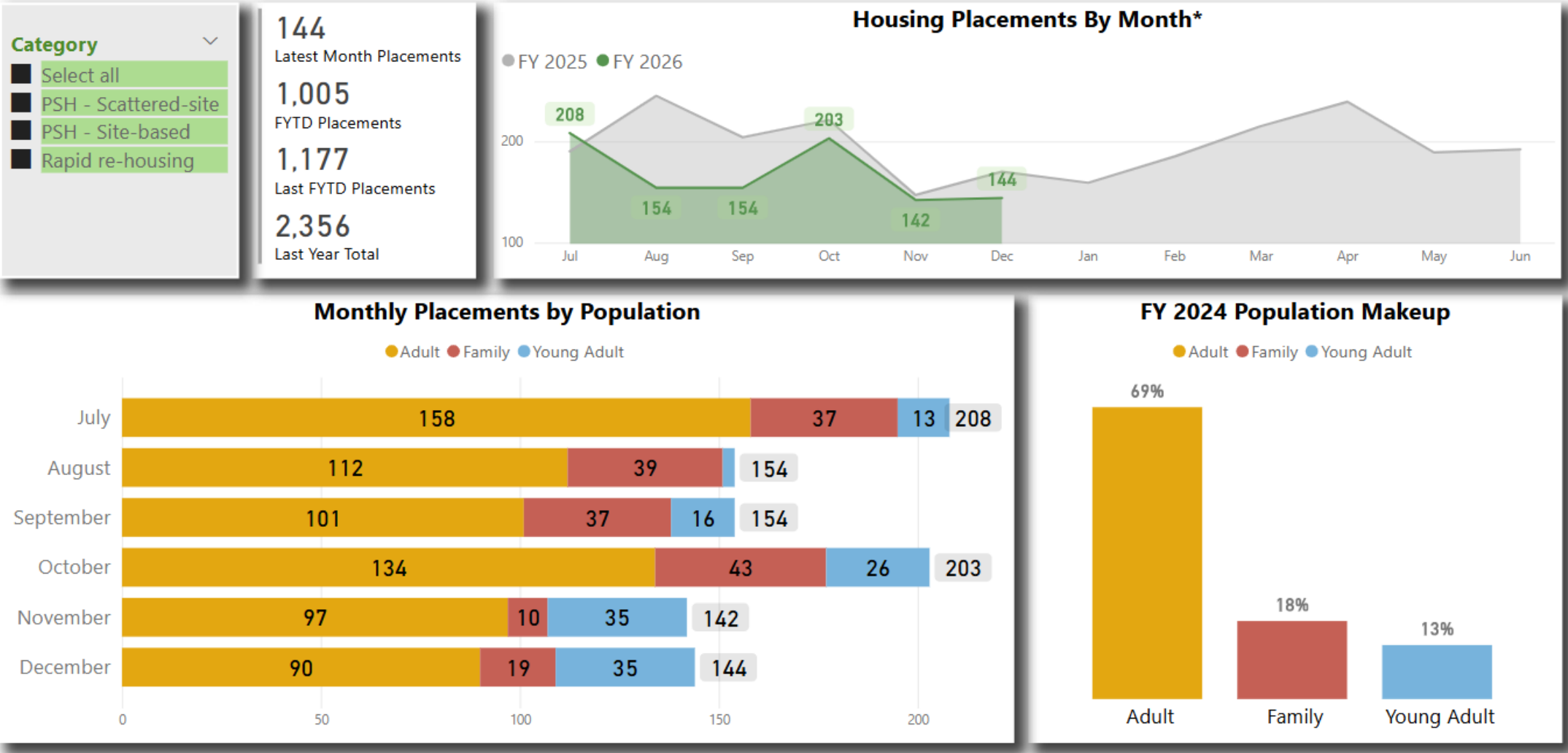
# Housing Inventory Dashboard



*Data as of February 2, 2026.*

[Link to online dashboard.](#)

# Housing Placements



*Excludes transfers.*

*Data through  
December 31, 2025.*

[Link to online  
dashboard.](#)

# Permanent Supportive Housing Vacancies

## Inventory

## Vacancy Rates

(as a percent of total inventory)

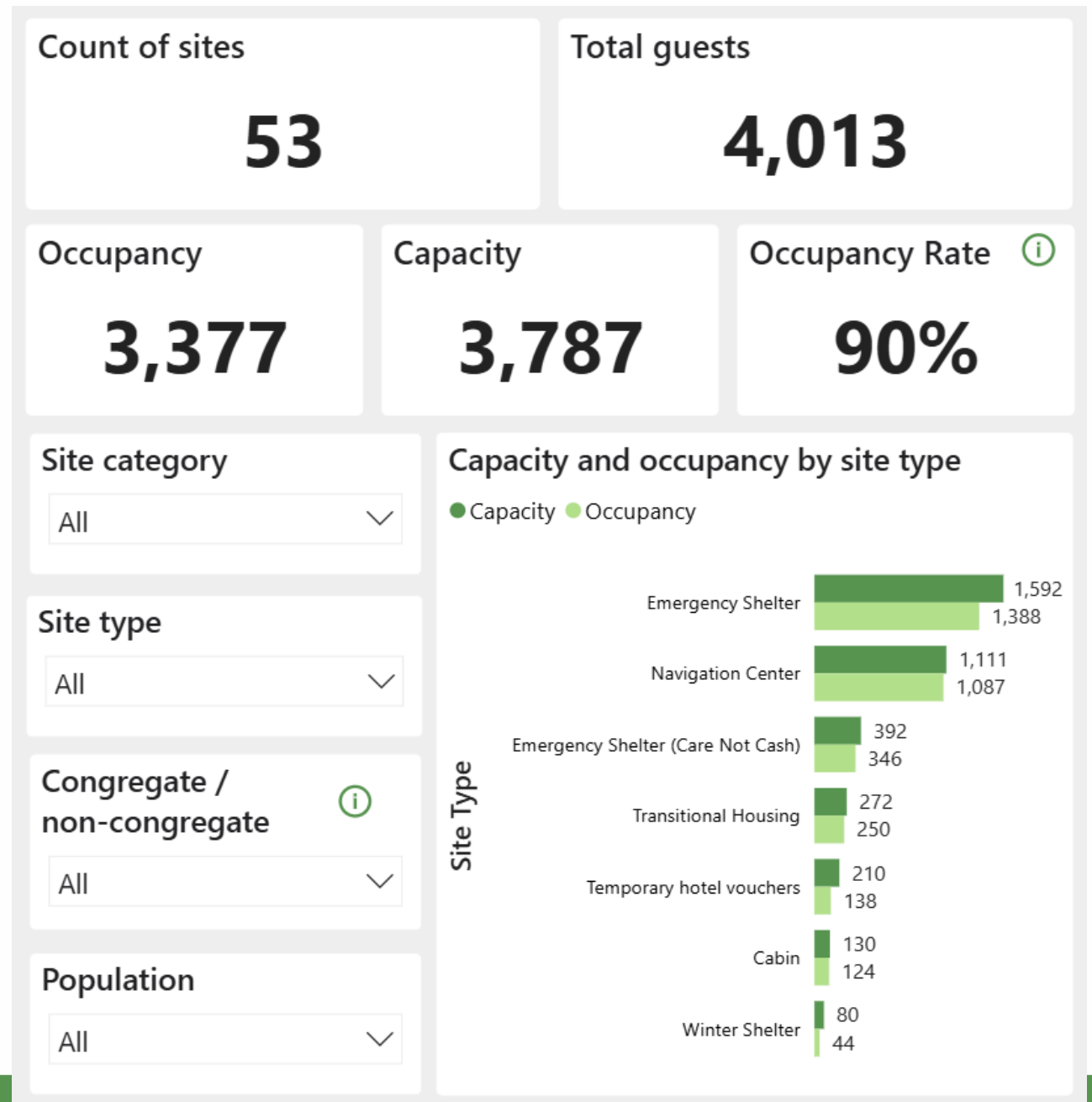
By vacancy status	Total Vacancies	Vacancy Rate (Target 7%)
	775	8.8%
	Available for Referral	% Available for Referral
	88	1.0%
	Move-in in Progress	% Move-in in Progress
	280	3.2%
	Offline	% Offline
	407	4.6%
	Total Units	
	8,796	

## Offline Vacancies Status Breakout

Status	Offline Vacancies
Janitorial Maintenance	149
Recently Vacated	77
Property Hold	52
Significant Damage	51
Internal Transfer	44
Building Rehab	20
Coroner Hold	14
<b>Total</b>	<b>407</b>

# HSH Shelter Inventory

- Snapshot as of February 2, 2026
- [Public dashboard](#) available on HSH website; **refreshes daily Monday – Friday.**
- Ability to filter for specific programs and populations served.



# Journey Home: Reunification & Relocation Assistance



San Francisco's Reunification and Relocation Program, managed by GLIDE in partnership with the Department of Homelessness and Supportive Housing, helps people **safely reconnect with family or support.**

## Program Overview

The Reunification and Relocation Program helps people experiencing homelessness in San Francisco safely travel to another city where they have family or support.

This program is **voluntary**, **safe**, and **respectful**.

## Who can get help?

You may be able to access services if you:

- Are an adult or family experiencing homelessness in San Francisco.
- Want to move to another city where you have family or support.
- Choose to join the program on your own.

## Program Details

No eligibility check is needed to refer. GLIDE will complete all screenings and travel planning.

## Hours of Operation

- 24/7 (starting February 17, 2026)

More information: **[sf.gov/reunification](https://sf.gov/reunification)**



## How to Get Referred

If someone is experiencing homelessness in San Francisco and wants to relocate, call:

 **669-265-9373**



# Opening of the Transitional Age Youth Health and Wellness Center



Check out our [blog post](#) on the Health & Wellness Center

- New 24/7 Health and Wellness Center for young adults opened to guests on February 2.
- 888 Post – Co-located with the Transitional Age Youth Navigation Center
- Partnership with Glide

## Services:

- Coordinated Entry access point services
- Individualized case management and mentorship
- Wellness checks and on-site health support
- Life skills classes and group activities
- Referrals to shelter and housing pathways
- Workforce development and job readiness support
- Support completing high school and continuing education

# Adult & Family Shelter Waiting Lists

## Adult Shelter Waiting List

There are currently 424 people on the waiting list.

576 people joined the waiting list in January 2026.

Average time on waiting list = 15 days  
(for people who accepted placement offers)

In January 2026, 109 people were placed into shelter from the waiting list. 393 people were offered shelter but did not accept (327 did not respond, and 66 declined shelter).

## Family Shelter Waiting List

There are currently 310 families (896 people) on the waiting list.

152 families (426 people) joined the waiting list in January 2026.

Average time on waiting list = 38 days  
(for families who accepted placement offers since January 2025)

In January 2026, 34 families (92 people) were placed into shelter from the waiting list.



DEPARTMENT OF  
HOMELESSNESS AND  
SUPPORTIVE HOUSING

# Additional Updates

# Commission Streamlining Task Force: Final Recommendations

- In November 2024, voters passed Proposition E to improve effectiveness of San Francisco boards and commissions.
- After a year-long review including 24 public meetings, 1,300+ public comments, the Task Force evaluated 152 boards and commissions.
- Its final recommendation is to retain 86 active boards and commissions including the Homelessness Oversight Commission:
  - Convert the Homelessness Oversight Commission to an Advisory Body
  - Make the Local Homelessness Coordinating Board a subcommittee of the Commission
  - Eliminate the Our City, Our Home, Shelter Grievance Advisory and Shelter Monitoring committees
- Next Steps:
  - Legislation to Board by March 1, 2026
  - Public hearing by April 1, 2026

*For more information, please visit the [Commission Streamlining Task Force website](#).*

# Legislative Update

## Local – Feb 2026

### Grant Agreements

- Lutheran Social Services – Money Management Program

### Upcoming Hearings

- **TBD:** Supervisor Dorsey's Recovery Housing Ordinance

## Federal Update – THUD Appropriations

The FY 2026 THUD Appropriations Bill was signed into law this month and includes \$4.417 billion for Homeless Assistance Grants (\$290m for ESG; \$4b for CoC). This is a 9% increase from last year.

# Continuum of Care Update

- HUD issued a new NOFO proposing major changes, including a **30% cap on Permanent Housing**.
- San Francisco received **~\$56M in 2024 CoC funding**, primarily for Permanent Supportive Housing and Rapid Re-Housing.
- A federal court **paused implementation of the new NOFO**, maintaining prior funding rules while litigation continues.
- HUD reopened the competition with **applications due Feb. 9, 2026** and awards expected by **March 2026**.
- San Francisco submitted **renewal projects only** and is monitoring federal guidance in case changes are required.

# Feb 2026 Contract Amendments & Renewals

Program	Provider	New Term End	New NTE	Number Served	Staffing Ratio
Youth Access Point	3rd Street Youth Center and Clinic	6/30/2028	\$5,525,961	32 hours/week	N/A
Access Point	Swords to Plowshares	6/30/2028	\$3,939,194	32 hours/week	N/A
Flexible Housing Subsidy Pool	Felton Institute	6/30/2027	\$9,275,798	180	1:20
Adult Shallow Subsidy Housing Program	Abode Services	6/30/2027	\$3,137,787	60	1:60
Lark Inn Shelter and Support Services	Larkin Street Youth Services	11/30/2026	\$9,915,387	40	1:25

# Continued: Jan 2026 Contract Amendments & Renewals

Program	Provider	New Term End	New NTE	Number Served	Staffing Ratio
455 Fell Street Support Services	Episcopal Community Services	6/30/2027	\$2,696,058	33	1:20
Minna Lee Hotel Support Services	Episcopal Community Services	6/30/2027	\$3,354,236	50	1:25
Jelani House	Homeless Prenatal Program	6/30/2028	\$3,420,043	17	1:15



## HR Update

### Positions Update

247.5 total FTE

13 vacant positions

13 active recruitments



DEPARTMENT OF  
HOMELESSNESS AND  
SUPPORTIVE HOUSING

# Questions?

Thank you!

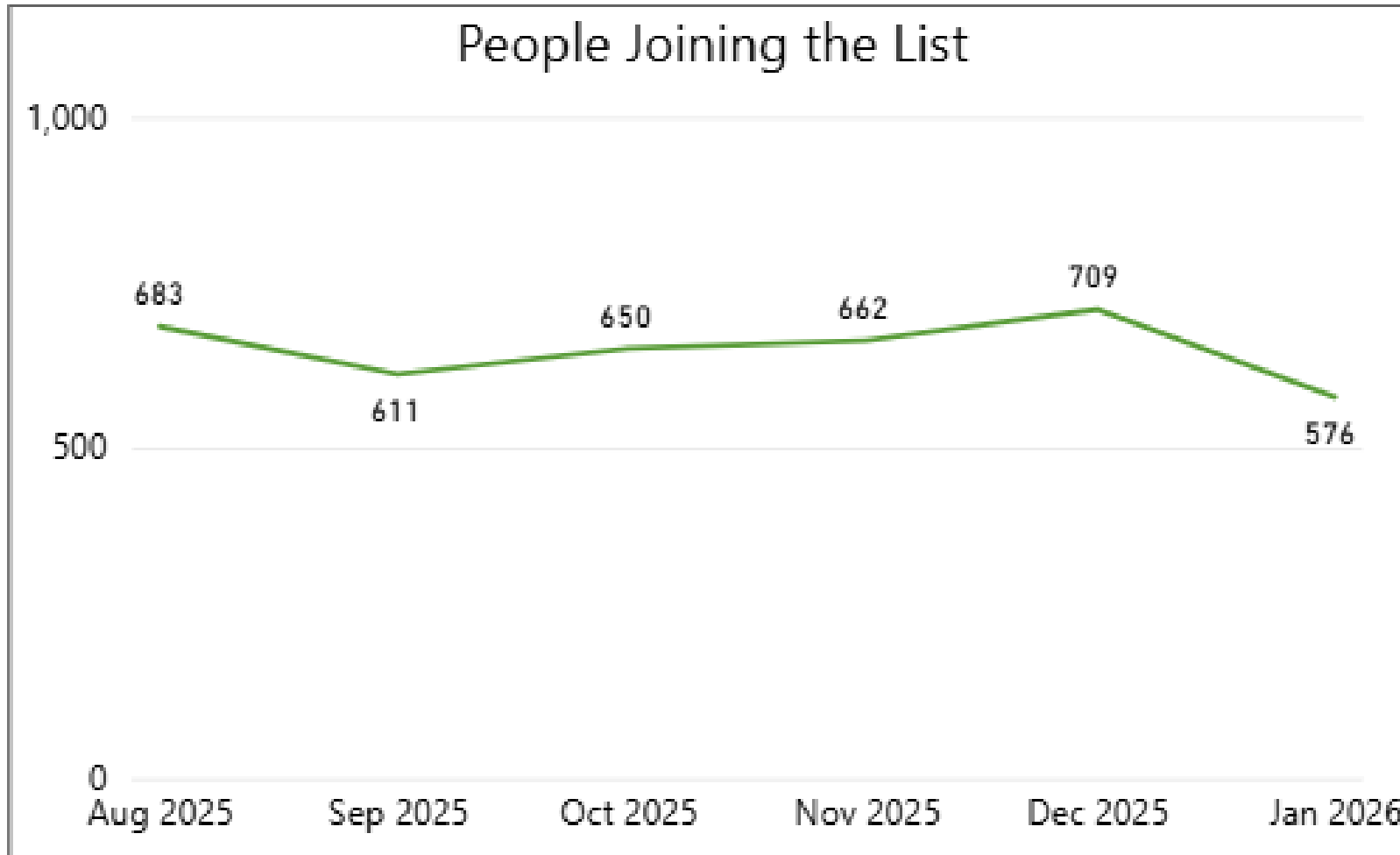


DEPARTMENT OF  
HOMELESSNESS AND  
SUPPORTIVE HOUSING

# Appendix Slides:

## Shelter Waiting List Data Overtime

# Adult Shelter Waiting List Metrics: People Joining the Waiting List

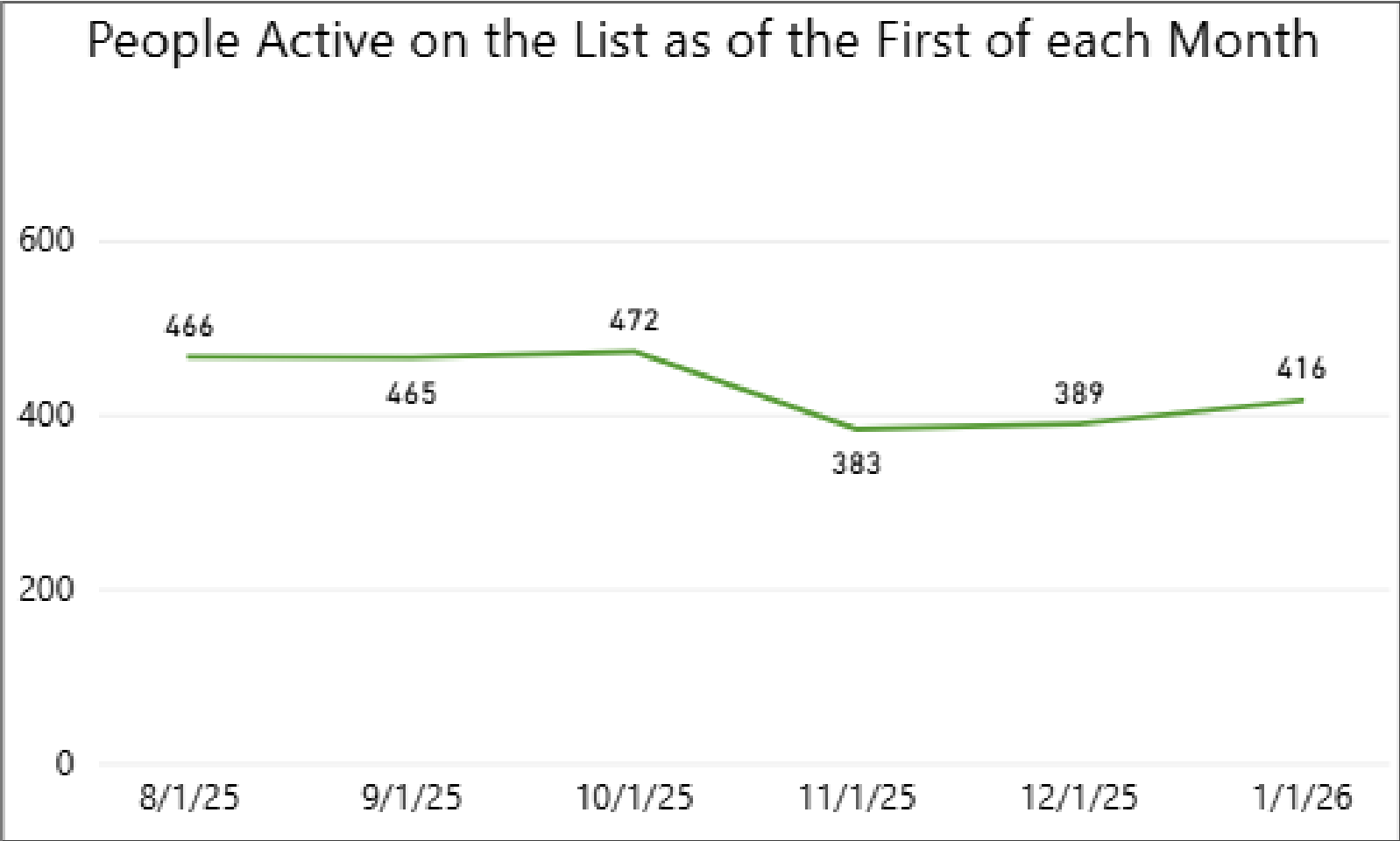


# Adult Shelter Waiting List Metrics: Placements into Shelter from the Waiting List

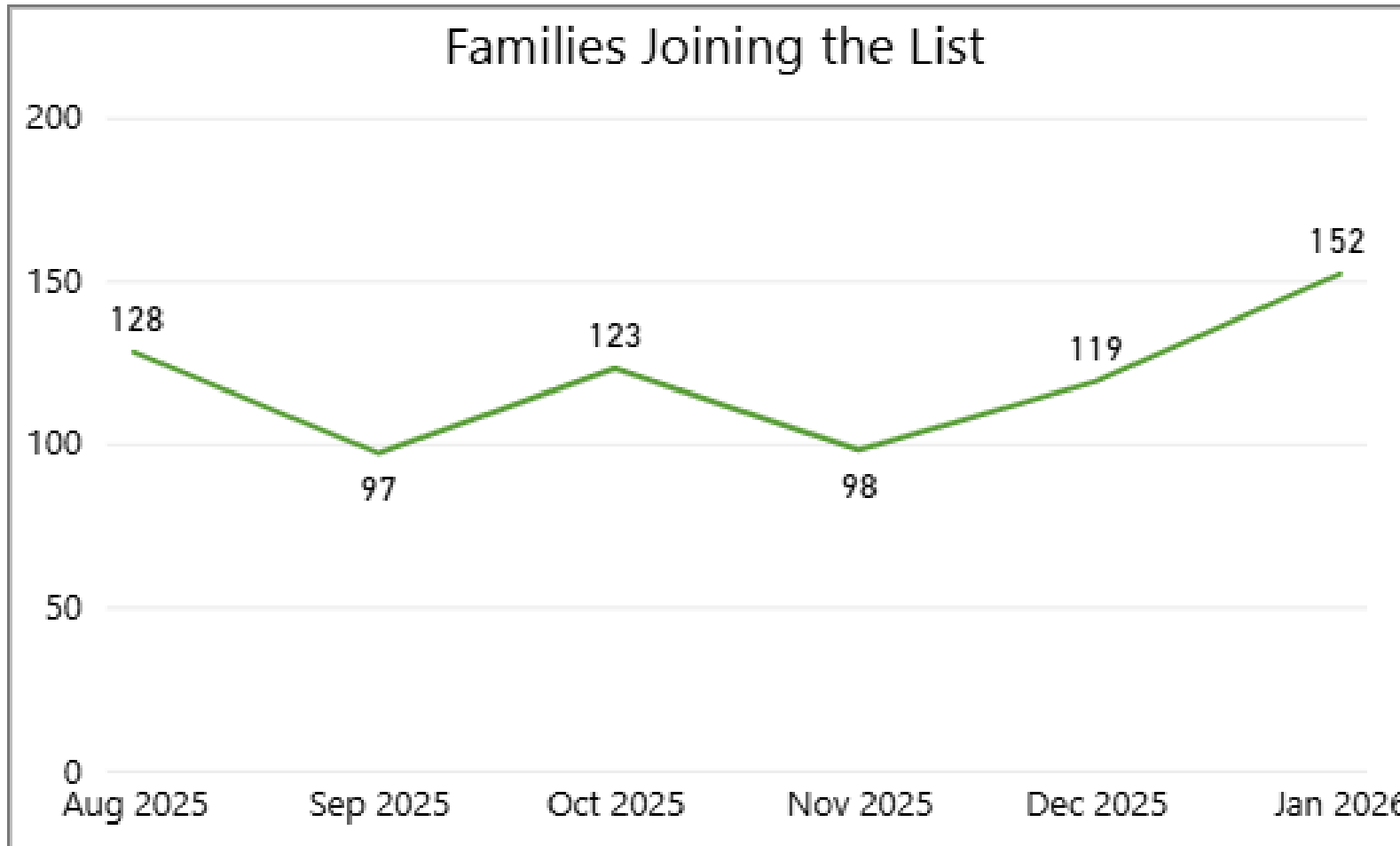
Month ▲	Placed into Shelter	Removed from the List Without Placement*
Aug 2025	119	560
Sep 2025	94	521
Oct 2025	130	597
Nov 2025	136	528
Dec 2025	131	536
Jan 2026	109	469

\* Reasons someone may be removed from the adult shelter waiting list without being placed into shelter include not responding to a shelter offer within three days, declining a shelter offer, or already having a shelter bed.

# Adult Shelter Waiting List Metrics: People Active on the List Over Time



# Family Shelter Waiting List Metrics: Families Joining the Waiting List



# Family Shelter Waiting List Metrics:

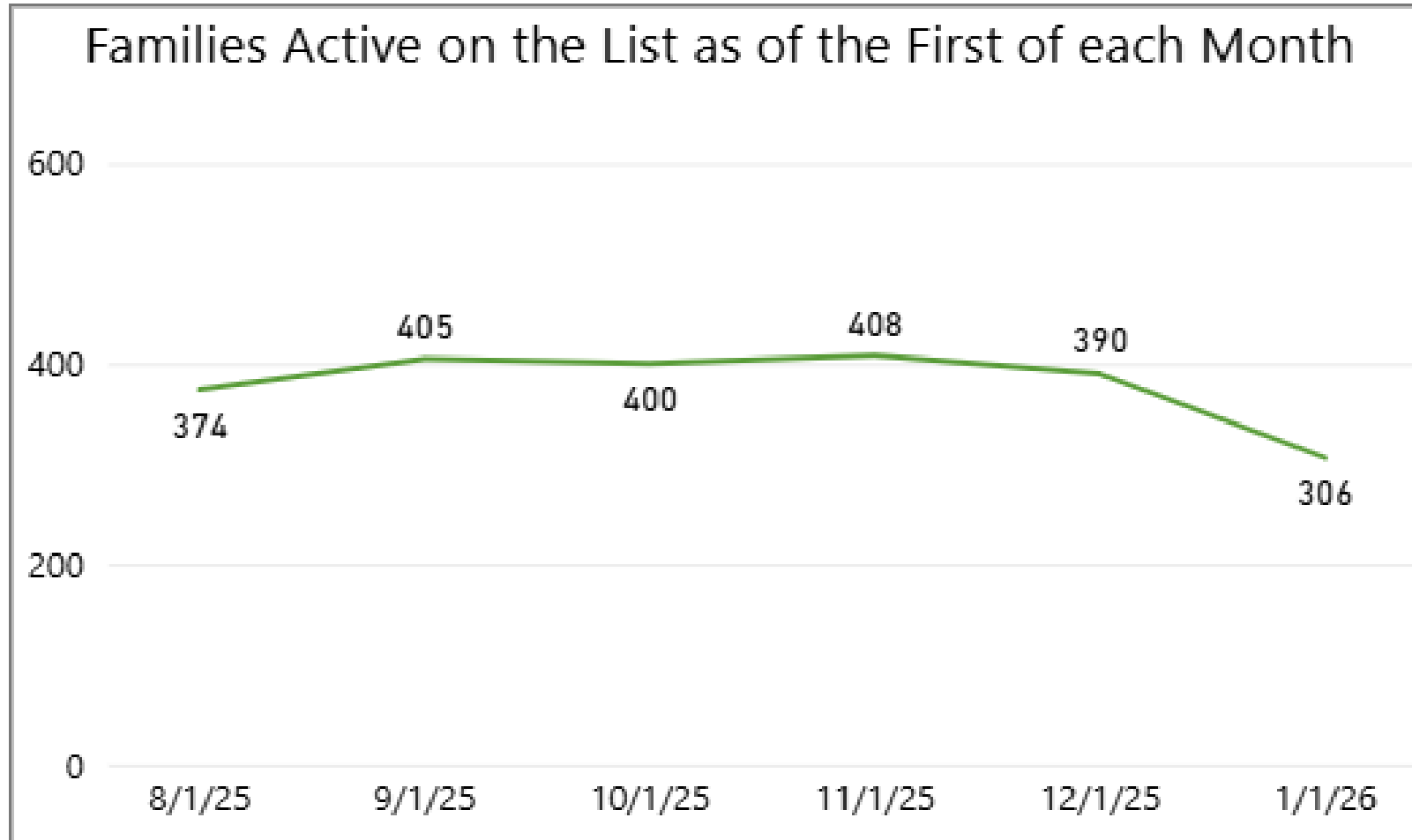
## Placements into Shelter from the Waiting List

Month ▲	Placed into Shelter*	Removed from the List Without Placement**
Aug 2025	19	78
Sep 2025	29	82
Oct 2025	36	71
Nov 2025	28	94
Dec 2025	35	158
Jan 2026	34	101

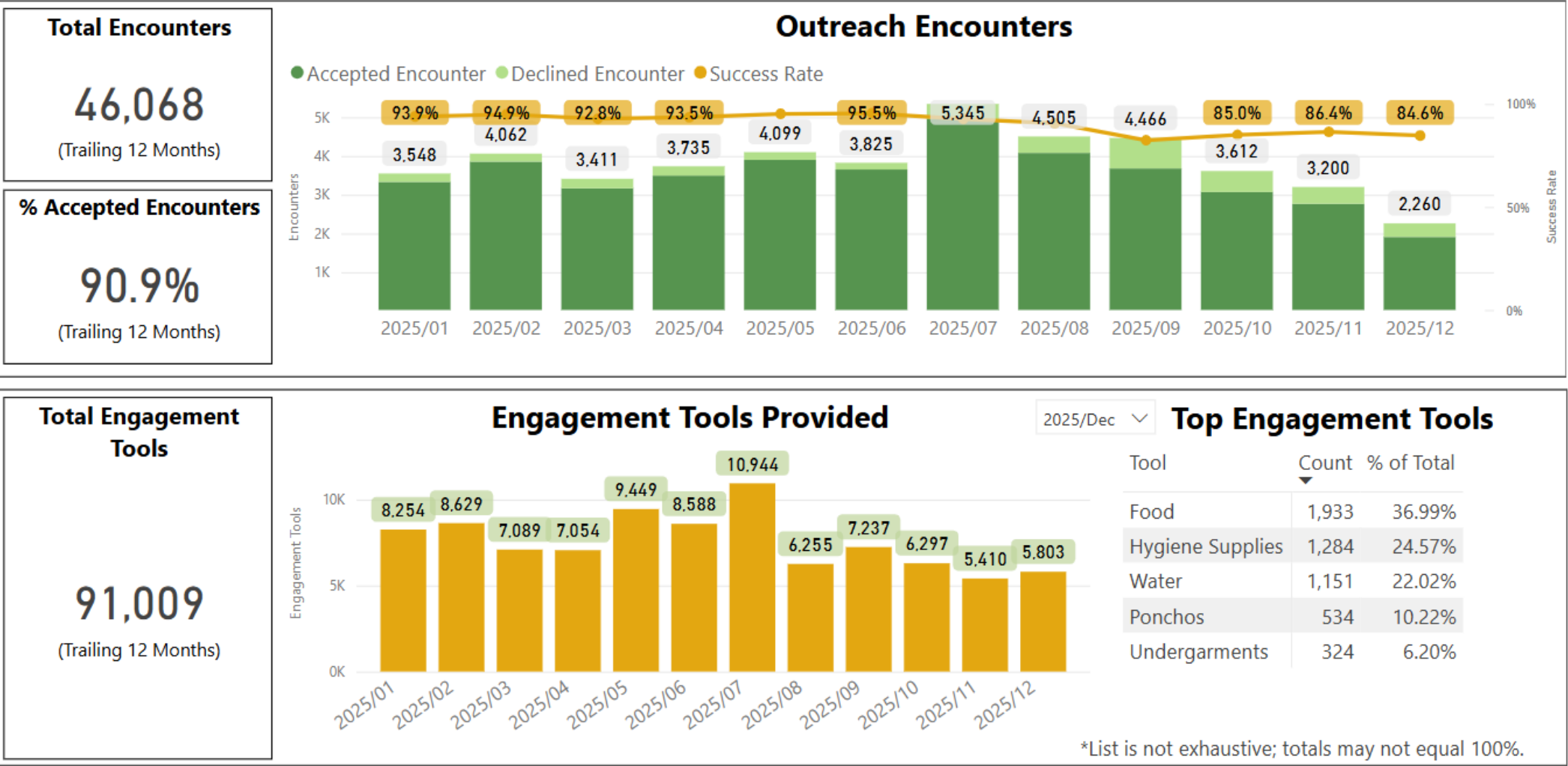
\*Starting in December 2024, placements into shelter from the list include placements into Hamilton Family Emergency Center, a 44-bed congregate shelter.

\*\*Reasons a family may be removed from the family shelter waiting list without being placed into shelter include not responding to a shelter offer, declining a shelter offer, or becoming housed.

# Family Shelter Waiting List Metrics: Families Active on the List Over Time



# Outreach



Data through  
December 31,  
2025.

[Link to online  
dashboard.](#)