



DEPARTMENT OF
HOMELESSNESS AND
SUPPORTIVE HOUSING

2026 Housing Inventory Count (HIC) & Point-in-Time Count (PIT)

LHCB 6/1/2026



Topics

- About the PIT & HIC
- Homeless Population
- Inventory and Utilization



DEPARTMENT OF
HOMELESSNESS AND
SUPPORTIVE HOUSING

About the PIT & HIC

Components of SF's PIT Count



Sheltered Count

Count of homeless individuals and families staying in emergency shelters and transitional housing using administrative data



Street Count

Visual count of unsheltered homeless individuals and families



Survey

Interviews with sheltered and unsheltered individuals and families



Supplemental Data

Additional data compiled by HSH beyond HUD requirements for added context on the scope of homelessness in SF

Components of SF's HIC



Housing Inventory

Beds in housing programs dedicated to serve the homeless population (includes permanent supportive housing, rapid rehousing and any other permanent housing)

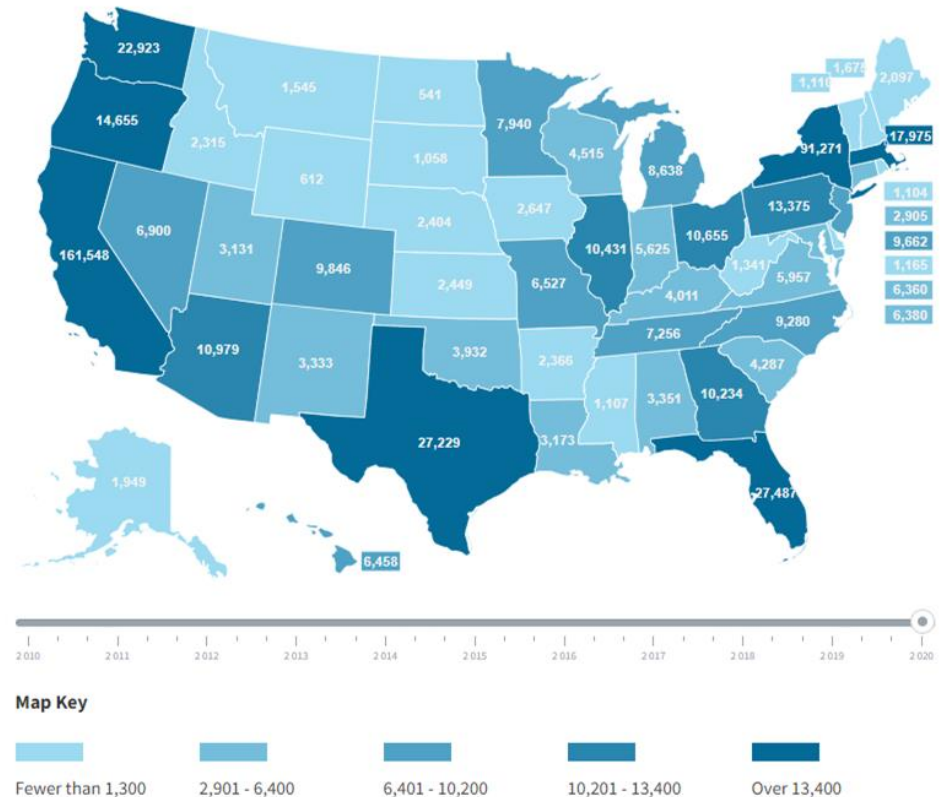


Shelter Inventory

Beds in emergency shelter and transitional housing programs dedicated to serve the homeless population

What are the PIT and HIC used for?

- Increases our understanding of local needs
- Impacts funding for homeless services and meets federal reporting requirements
- Generates nationwide data regarding individuals and families experiencing homelessness
- Drives program and policy decisions
- Limitations:
 - Captures a “snapshot” of one single night only
 - Opportunities for error when identifying homeless status visually
 - Does not count certain living situations (doubled up, couch surfing, etc.)



What's included in the PIT count?

Included in the PIT count

- **Sheltered:** staying in emergency shelters or transitional housing
- **Unsheltered:** staying in a place not designed for or ordinarily used as a regular sleeping accommodation (e.g. car, park, etc.)

Not included in the PIT count

- People staying in programs not dedicated for persons who are homeless, including institutions like jails or hospitals
- People residing in permanent housing programs
- People temporarily staying with family or friend

Changes to 2026 Street PIT Count

- Enumerators **administered surveys during the unsheltered count**, when possible, to reduce potential for duplication and avoid over-counting.
- The unsheltered **count was conducted in the early morning** for improved safety and visibility, and to reduce the potential for counting people from out of county who visit San Francisco for night life.
- HSH **leveraged administrative data** from the ONE System wherever possible to ensure accuracy and reduce burden on clients and providers.

Timeline



January – PIT Count

Street count of unsheltered homelessness was conducted late January 2026.

Data was compiled in subsequent weeks for sheltered count and HIC as of the night the same night.

April/May – Initial Release

Summary data was reported to HUD.

Key findings were released to media following the HUD submission.

Summer – Full Report

Full PIT Report, Youth Count Report, and Executive Summaries are published to HSH website.

Includes supplemental data not reportable to HUD and survey findings.

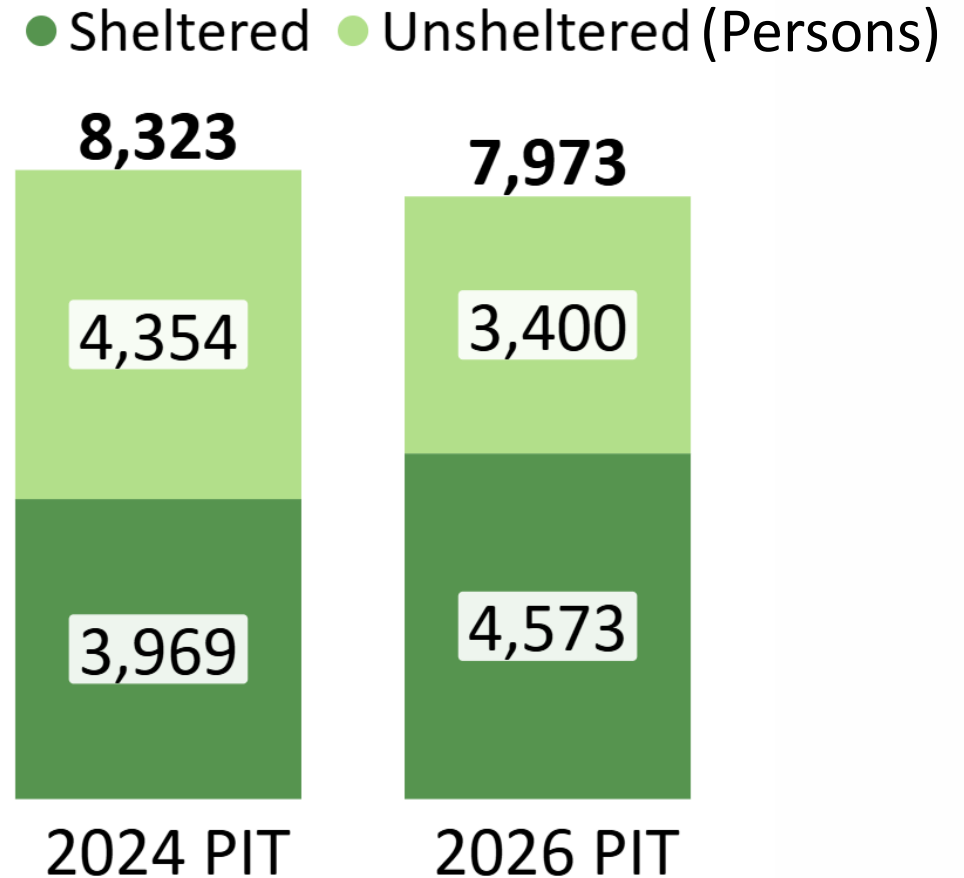


DEPARTMENT OF
HOMELESSNESS AND
SUPPORTIVE HOUSING

Homeless Population

Sheltered & unsheltered population

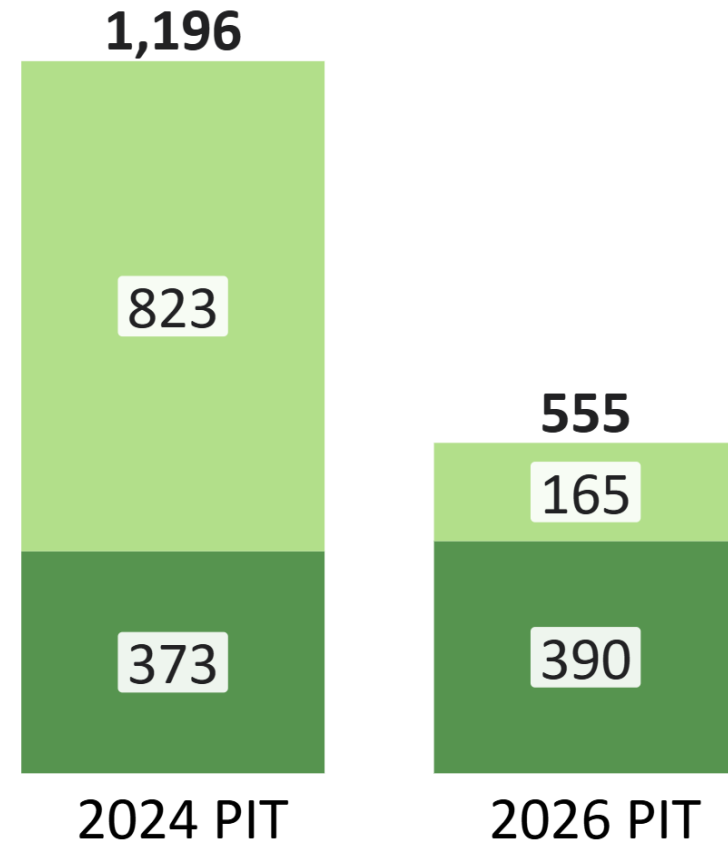
- Overall homelessness declined by **4%** since 2024.
- The **7,973** persons comprise **6,722** households (down **5%** from 2024)



Transitional Age Youth

- Fewer than 600 youth (unaccompanied children and transitional-age youth ages 18–24) were identified as experiencing homelessness, representing a **54%** decrease from 2024.
- The change is driven by an **80%** reduction in unsheltered youth.

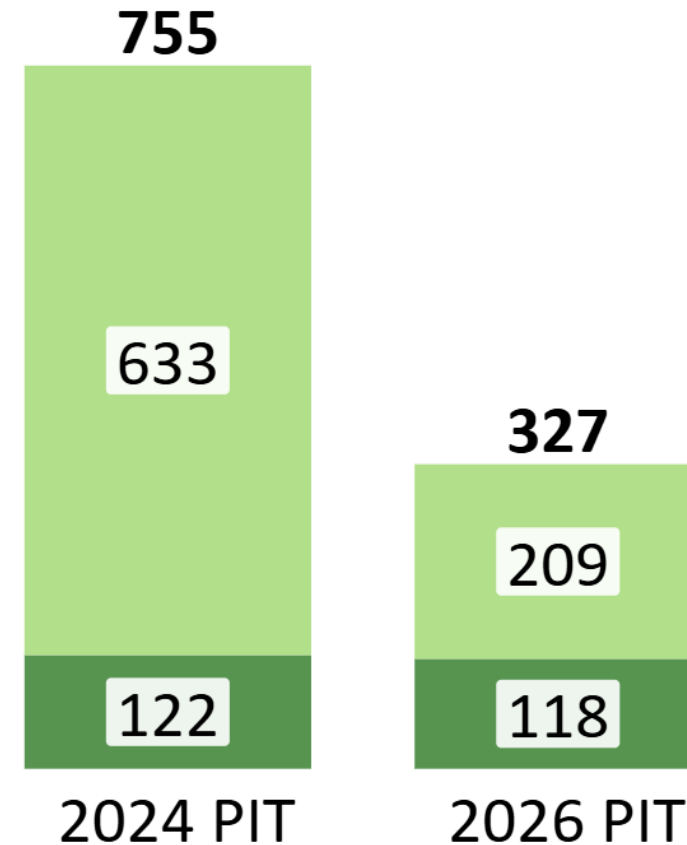
● Sheltered ● Unsheltered (Persons)



Veterans

- Veteran homelessness **decreased by 44%**.
- The change is driven by a **55%** reduction in unsheltered veterans.

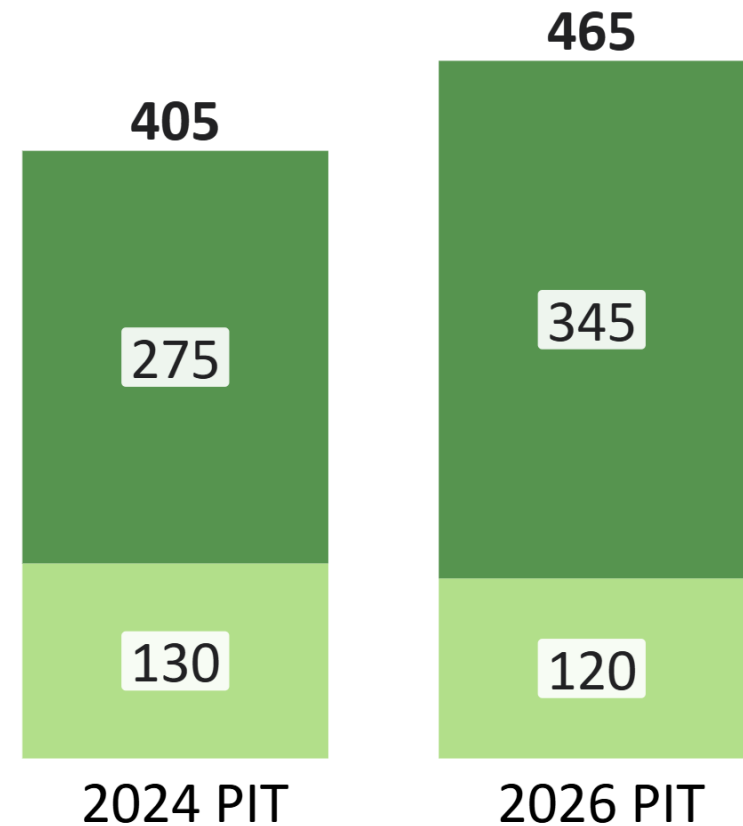
● Sheltered ● Unsheltered (Persons)



Families experiencing homelessness

- 465 family households (at least one child and one adult) were experiencing homelessness, an increase of **15%**.
- Nearly three-quarters (**74%**) of families were sheltered.

● Unsheltered ● Sheltered (Households)



Families experiencing homelessness

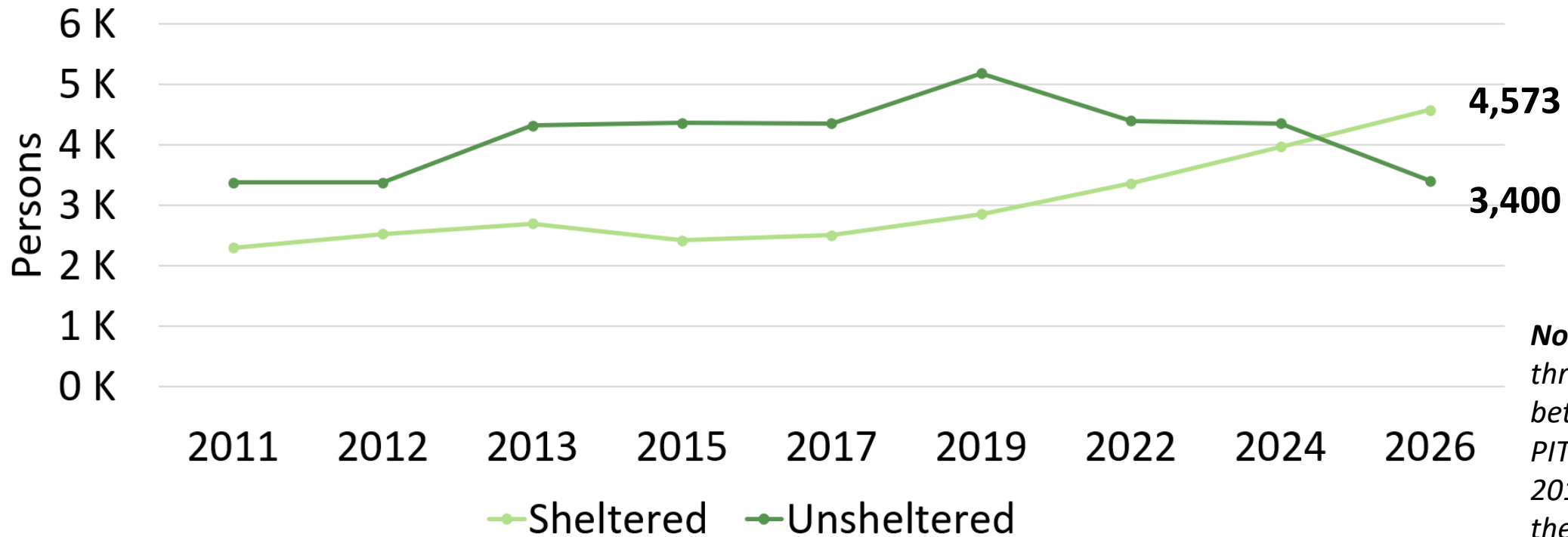
- Number of people in families experiencing homelessness increased by **33%** (from 1,103 to 1,474) since 2024.
- A large majority of unsheltered families are living in passenger vehicles.

People in families

	Adults	Children
Sheltered	501	589
Unsheltered	200	184

Population over time

🔑 Unsheltered homelessness decreased **22%** since the 2024 count – the lowest level recorded since 2011.



Note: there was a three-year period between unsheltered PIT counts from 2019 to 2022 due to the pandemic.



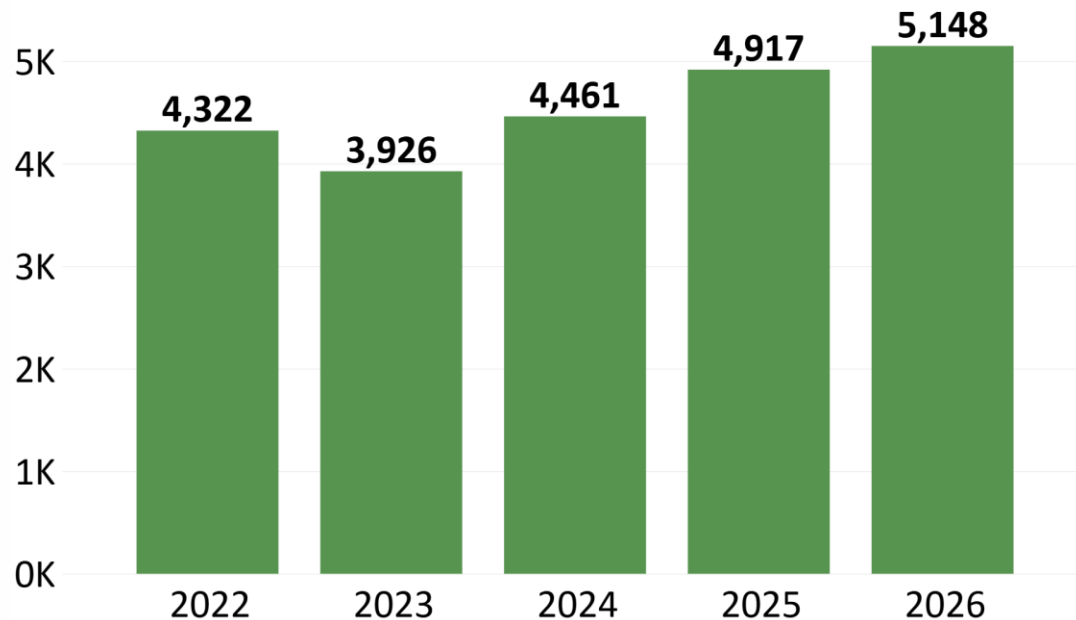
DEPARTMENT OF
HOMELESSNESS AND
SUPPORTIVE HOUSING

Inventory and utilization

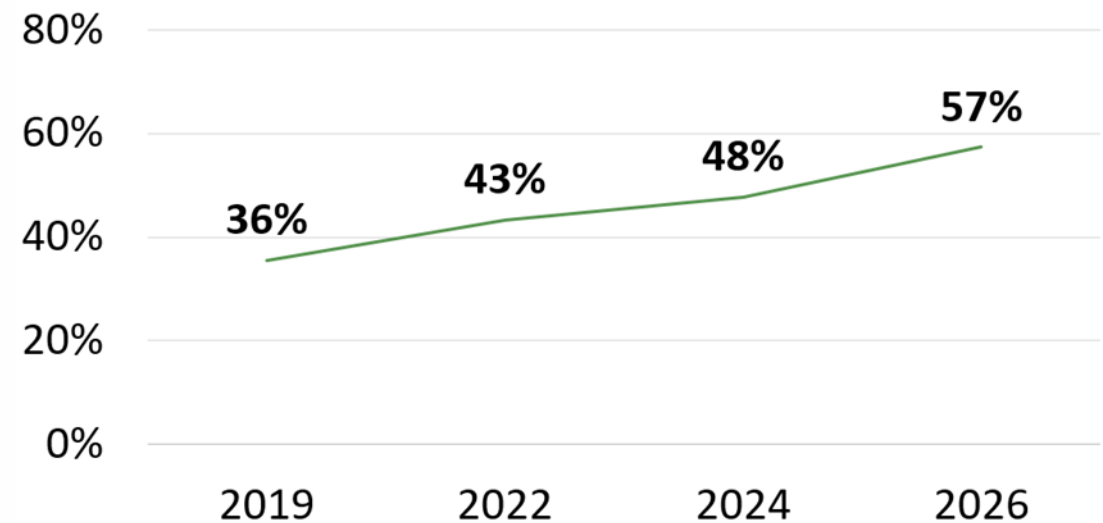
Shelter inventory

Emergency Shelter and Transitional Housing bed capacity is at an **all-time high** and has **increased 5%** since last year's HIC. Since 2024, our sheltered population increased **15%**. Our bed count also increased **15%**.

Shelter Beds



Percent Persons Sheltered

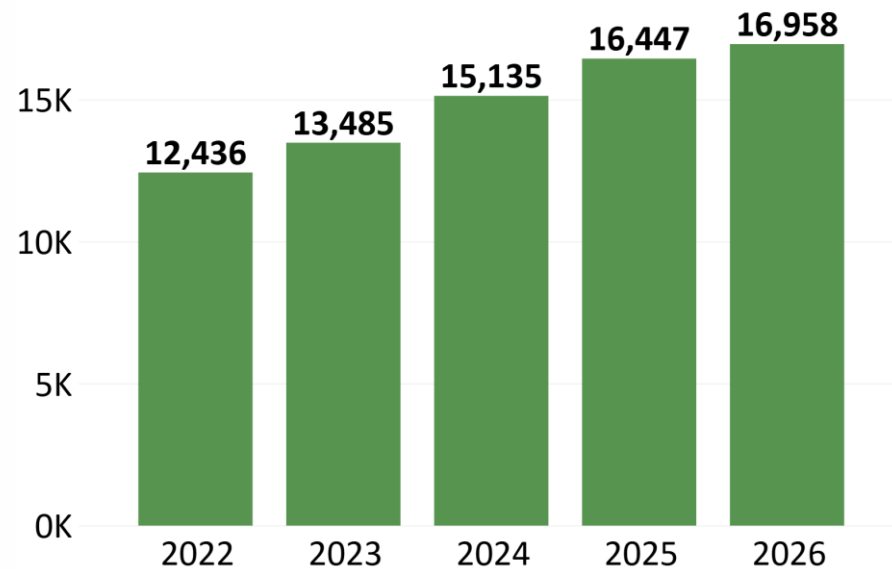


Housing inventory

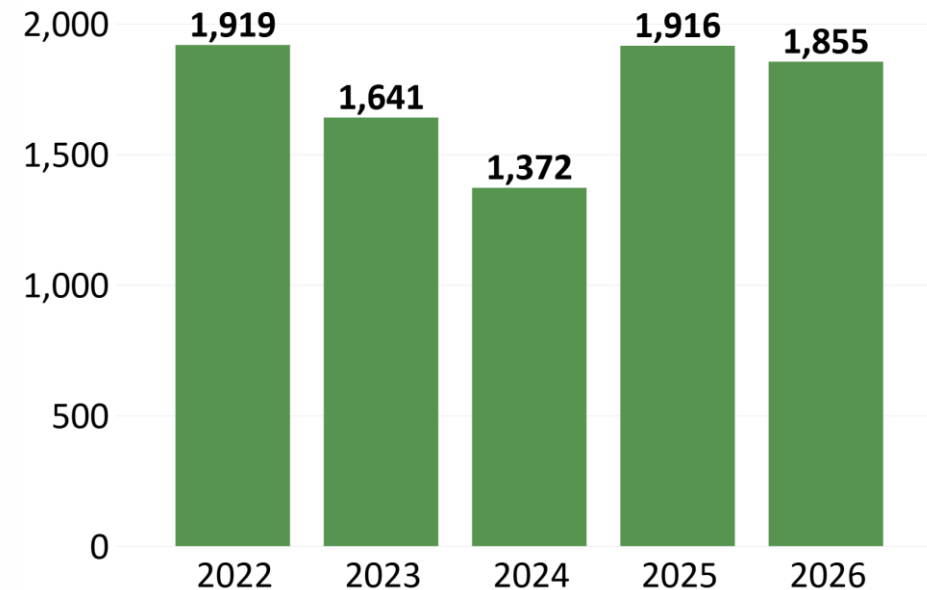
PSH and OPH inventory is at an **all-time high**. It has **increased 3%** since 2025 and **12%** since 2024.

The number of RRH clients housed as of the HIC has **decreased 3%** since last year and has increased **35%** since 2024.

Permanent Supportive Housing/Other Permanent Housing Beds

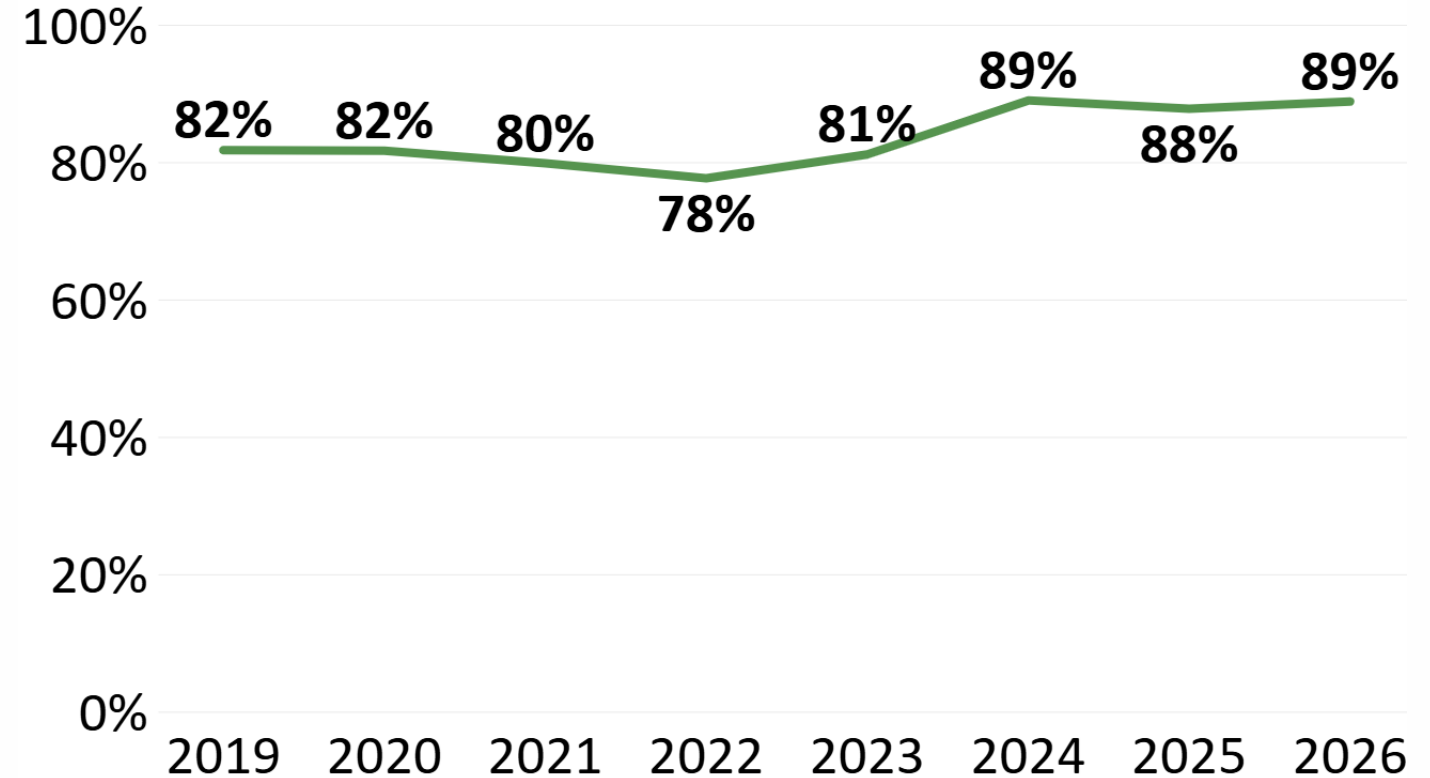


Rapid Re-Housing Clients



Shelter bed utilization

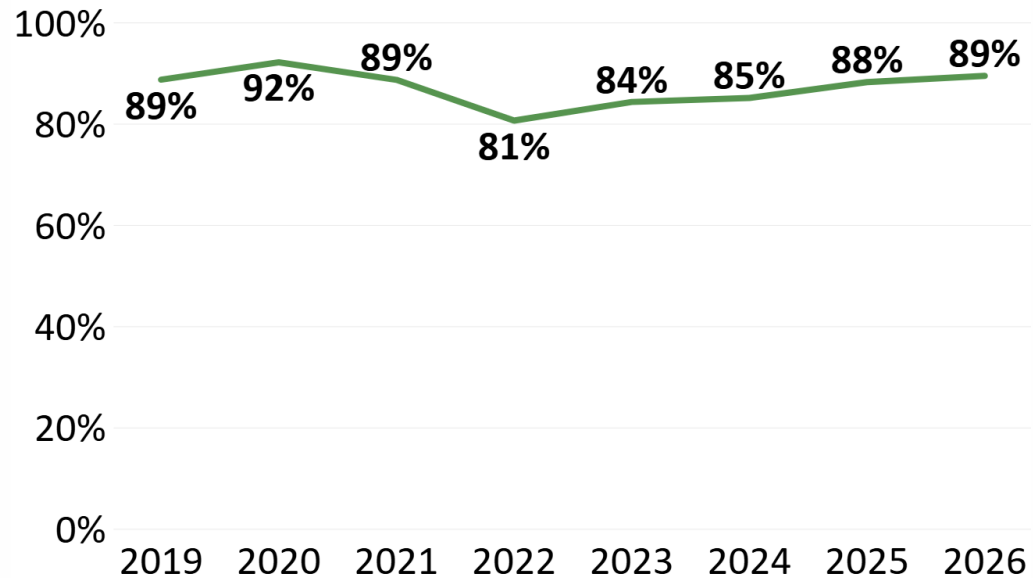
- **Utilization** of shelter beds was at **89%** in 2026 – up by **1%** since 2025.
- 4,573 people were sleeping in shelter on the night of the 2026 PIT, a **6% increase** since 2025 and a **15% increase** since 2024.



Permanent housing bed utilization

- Utilization of PSH/OPH increased by **1 percentage point** since 2025.
- **15,768** people were living in permanent housing on the PIT date.

Utilization Rate



2026 Utilization Rate by Housing Type

Housing Type	Utilization Rate
Scattered-site	92%
Site-based	88%



DEPARTMENT OF
HOMELESSNESS AND
SUPPORTIVE HOUSING

Thank you!