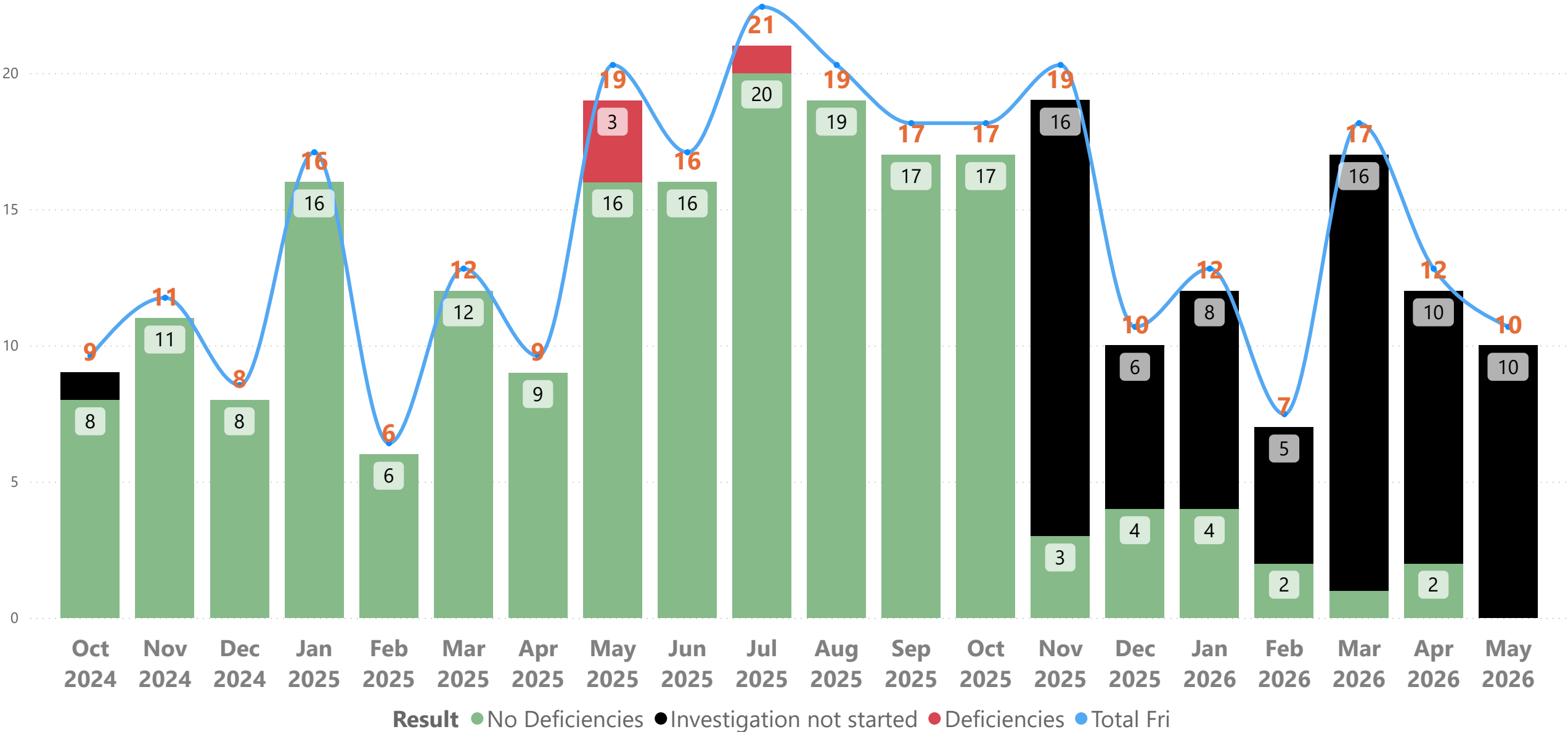




ITEM	DISCUSSION
<p>FACILITY REPORTED INCIDENTS (FRI)</p>	<p>During May 2026, LHH submitted a total of 10 Facility Reported Incidents (FRIs) to CDPH, and 8 Anonymous Complaints were shared from CDPH. The FRIs include allegations of abuse, Disease Outbreaks, and other reportable incidents.</p> <p><u>May 2026: 18 cases (10 FRIs and 8 Anonymous Complaints)</u> (10 FRIs cases, investigations not started by CDPH; 8 Anonymous Complaints with no deficiencies)</p> <ul style="list-style-type: none"> • 4 Allegations of Abuse <ul style="list-style-type: none"> ○ Staff to Resident: 1 (1 investigation not started by CDPH) ○ Resident to Resident: 1 (1 investigation not started by CDPH) ○ Injury of Unknown Source: 2 (2 investigation not started by CDPH) • 6 Other Reportable Incidents <ul style="list-style-type: none"> ○ Disease Outbreak: 2 (2 investigations not started by CDPH) ○ Major Injury: 1 (1 investigation not started by CDPH) ○ Unusual Occurrence: 3 (3 investigations not started by CDPH) <ul style="list-style-type: none"> ○ E-Power Related Work ○ Hot Water Issues ○ NHICS Activation due to EPIC Downtime • 8 Anonymous Complaints <ul style="list-style-type: none"> ○ Anonymous Complaints: 8 (8 no deficiencies)
<p>SURVEY UPDATES</p>	<p>1. Site visit on 5/12/26</p> <ul style="list-style-type: none"> • One CDPH surveyor conducted their investigation for – <ul style="list-style-type: none"> ○ 1 Anonymous Complaint: Fire Life Safety ○ Outcome: No deficiency <p>2. Site Visit on 5/18/26</p> <ul style="list-style-type: none"> • Four CDPH surveyors conducted their investigation for – <ul style="list-style-type: none"> ○ 14 Facility Reported Incidents (FRIs) <ul style="list-style-type: none"> ▪ 2 from November 2025, 4 from December 2025, 4 from January 2026, 1 from February 2026, 1 from March 2026, and 2 from April 2026. ○ 7 Anonymous Complaints ○ Outcomes: <ul style="list-style-type: none"> ▪ 14 FRIs: Zero Deficiencies ▪ 7 Anonymous Complaint: Zero Deficiency

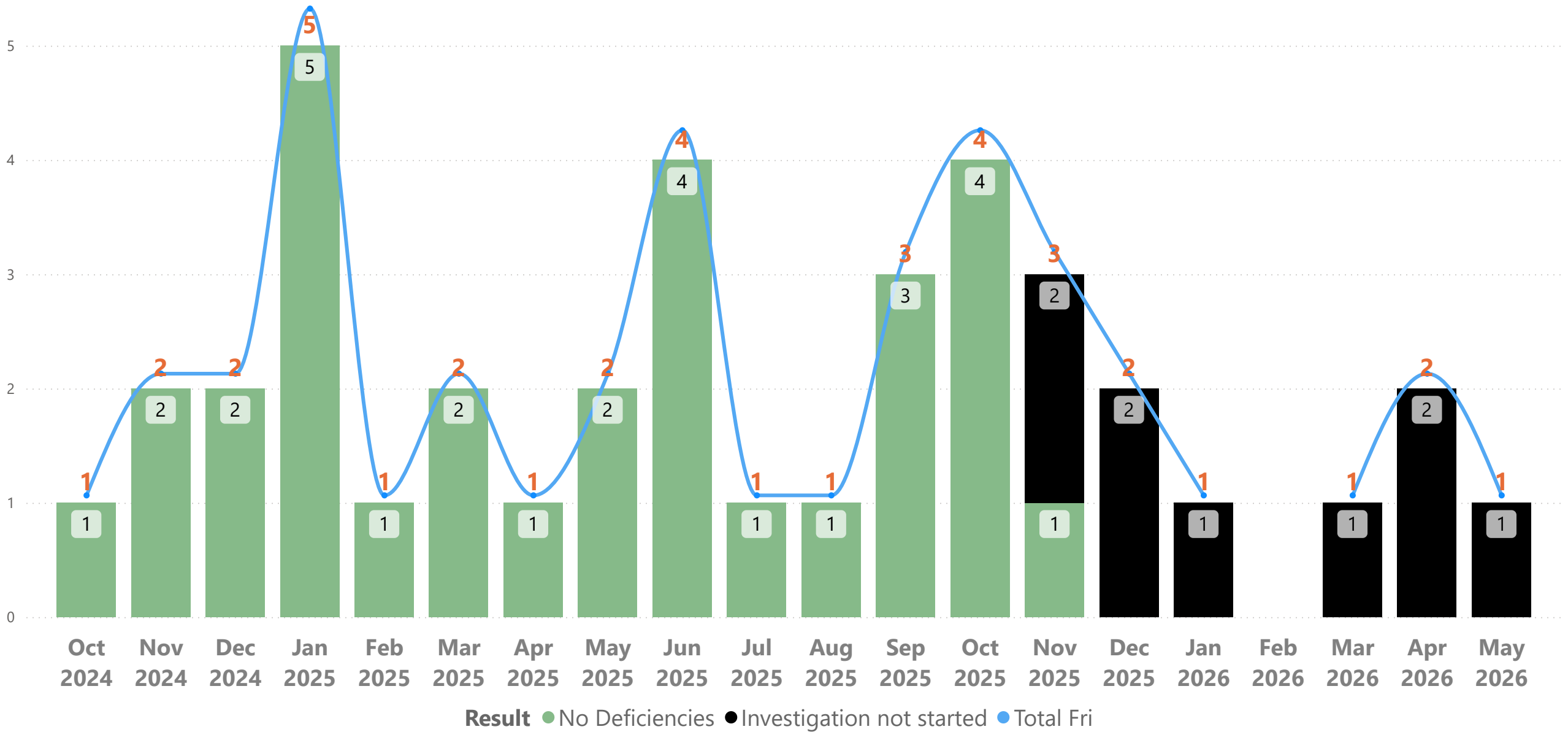
PLAN OF CORRECTION UPDATES/REPORTING	None.
EMAIL/TELEPHONE REQUESTS IN LIEU OF SITE VISITS	None.
ONGOING SITE VISITS	None.
PENDING INVESTIGATION	72 FRIs pending CDPH investigation. No document request or call/visit.

Outcome of All Facility Reportable Incidents (October, 2024 – May, 2026)



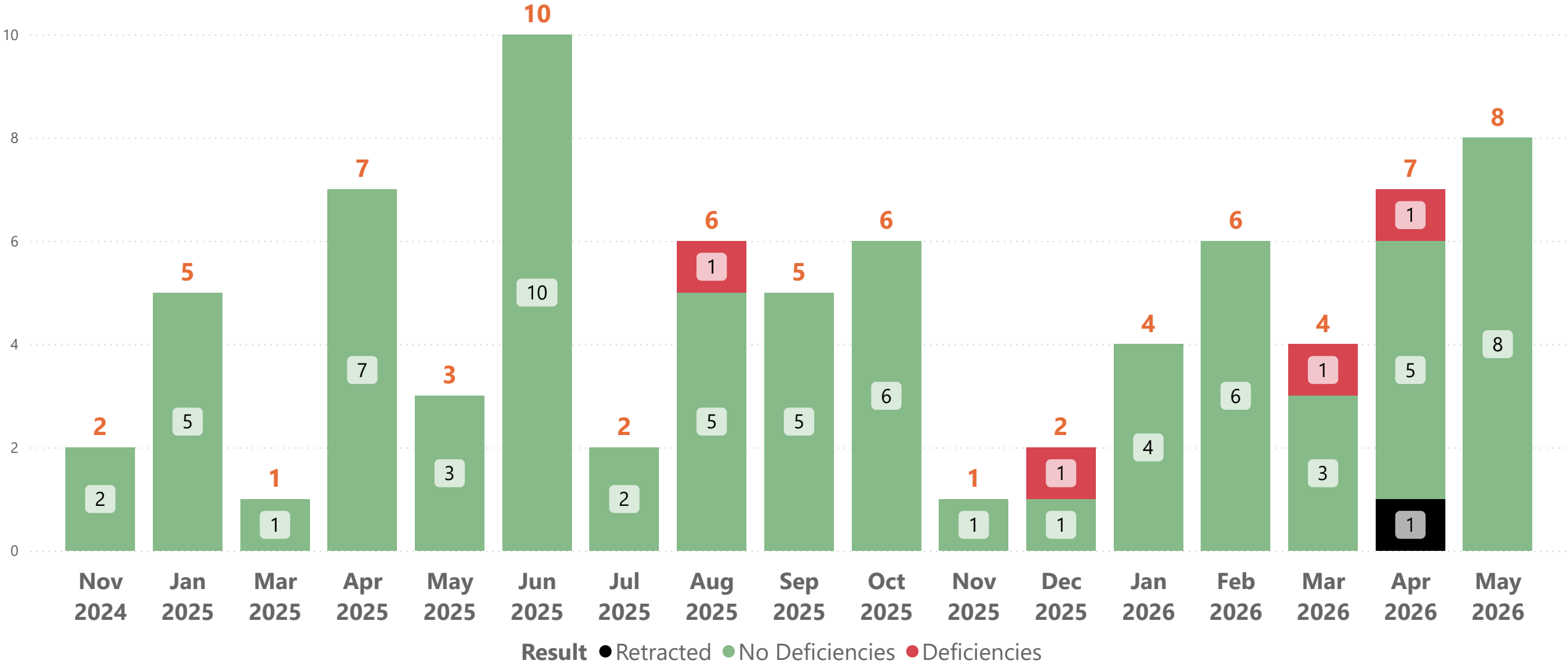
*The start date for these charts correspond to the earliest open case for which a CDPH investigation has not yet started. Cases prior to this point have been closed and are not included in the current reporting.

Outcome of Staff to Resident Complaints (October, 2024 – May, 2026)



**The start date for these charts correspond to the earliest open case for which a CDPH investigation has not yet started. Cases prior to this point have been closed and are not included in the current reporting.*

Outcome of Anonymous Complaints (November, 2024 – May, 2026)



*There was a revisit in January 2026 for a December 2025 Complaint; Not Shown in Jan 26 as it is counted in Dec 25

*The start date for these charts correspond to the earliest open case for which a CDPH investigation has not yet started. Cases prior to this point have been closed and are not included in the current reporting.

All Facility Reportable Incidents: Outcome Summary (October, 2024 – May, 2026)

MonthYear	No Deficiencies	Deficiencies	Pending	Investigation not started	% of "No deficiency" (Closed Cases)
Oct 2024	8			1	100.00%
Nov 2024	11			0	100.00%
Dec 2024	8			0	100.00%
Jan 2025	16			0	100.00%
Feb 2025	6			0	100.00%
Mar 2025	12			0	100.00%
Apr 2025	9			0	100.00%
May 2025	16	3		0	84.21%
Jun 2025	16			0	100.00%
Jul 2025	20	1		0	95.65%
Aug 2025	19			0	100.00%
Sep 2025	17			0	100.00%
Oct 2025	17			0	100.00%
Nov 2025	3			16	100.00%
Dec 2025	4			6	100.00%
Jan 2026	4			8	100.00%
Feb 2026	2			5	100.00%
Mar 2026	1			16	100.00%
Apr 2026	2			10	100.00%
May 2026				10	
Total	191	4		72	98.35%

**The start date for these charts correspond to the earliest open case for which a CDPH investigation has not yet started. Cases prior to this point have been closed and are not included in the current reporting.*

Staff to Resident Complaints: Outcome Summary (October, 2024 – May, 2026)

MonthYear	No Deficiencies	Deficiencies	Pending	Investigation not started	%No deficiency (Closed Cases)
Oct 2024	1			0	100.00%
Nov 2024	2			0	100.00%
Dec 2024	2			0	100.00%
Jan 2025	5			0	100.00%
Feb 2025	1			0	100.00%
Mar 2025	2			0	100.00%
Apr 2025	1			0	100.00%
May 2025	2			0	100.00%
Jun 2025	4			0	100.00%
Jul 2025	1			0	100.00%
Aug 2025	1			0	100.00%
Sep 2025	3			0	100.00%
Oct 2025	4			0	100.00%
Nov 2025	1			2	100.00%
Dec 2025				2	
Jan 2026				1	
Feb 2026				0	
Mar 2026				1	
Apr 2026				2	
May 2026				1	
Total	30			9	100.00%

Outcome of Anonymous Complaints (October, 2024 – May, 2026)

MonthYear	No Deficiencies	Deficiencies	Pending	Investigation not started	%No deficiency (Closed Cases)
Oct 2024				0	
Nov 2024	2			0	100.00%
Dec 2024				0	
Jan 2025	5			0	100.00%
Feb 2025				0	
Mar 2025	1			0	100.00%
Apr 2025	7			0	100.00%
May 2025	3			0	100.00%
Jun 2025	10			0	100.00%
Jul 2025	2			0	100.00%
Aug 2025	5	1		0	83.33%
Sep 2025	5			0	100.00%
Oct 2025	6			0	100.00%
Nov 2025	1			0	100.00%
Dec 2025	1	1		0	50.00%
Jan 2026	4			0	100.00%
Feb 2026	6			0	100.00%
Mar 2026	3	1		0	80.00%
Apr 2026	5	1		0	90.91%
May 2026	8			0	100.00%
Total	74	4		0	96.19%

*The start date for these charts correspond to the earliest open case for which a CDPH investigation has not yet started. Cases prior to this point have been closed and are not included in the current reporting.