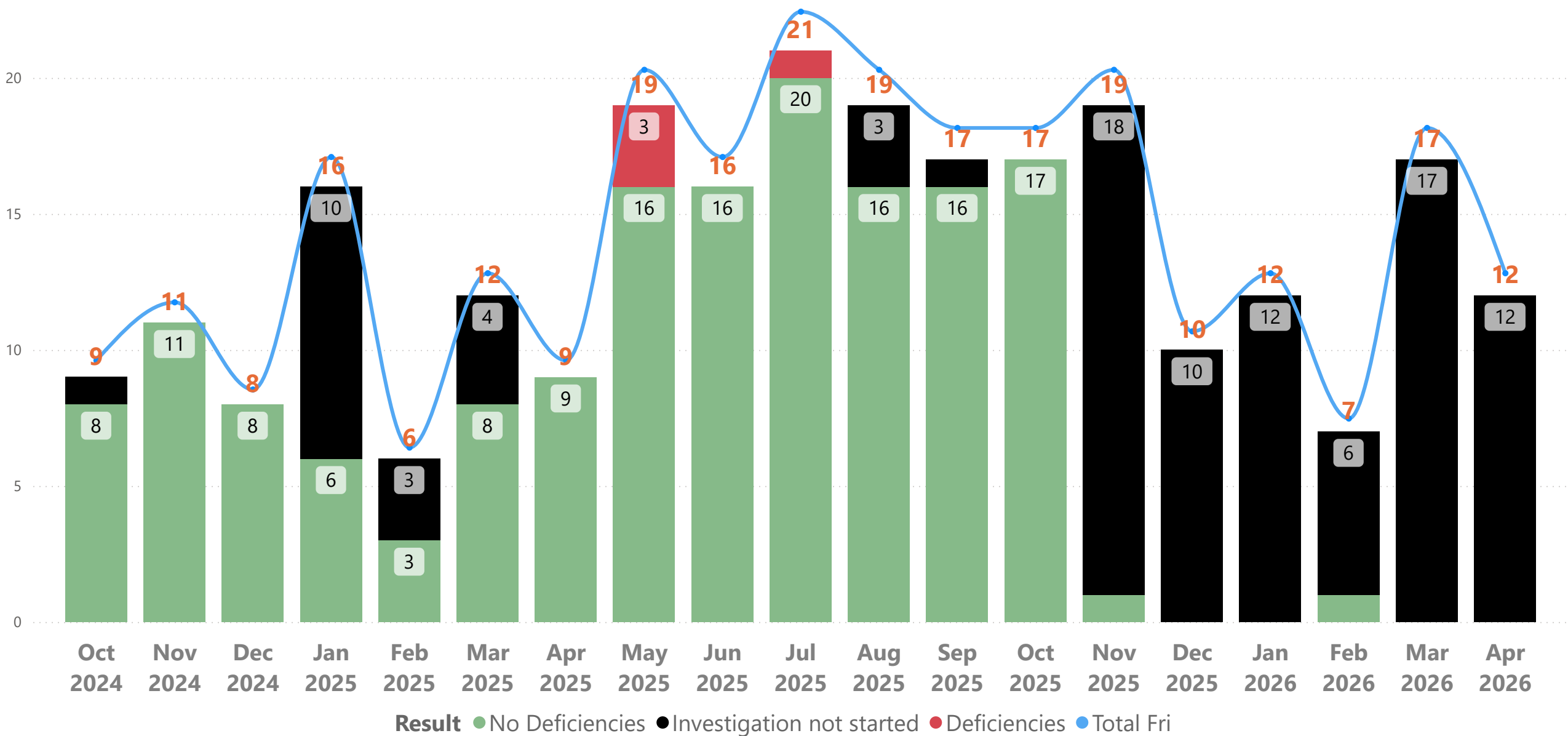




ITEM	DISCUSSION
<p><b>FACILITY REPORTED INCIDENTS (FRI)</b></p>	<p><b>During April 2026, LHH submitted a total of 12 Facility Reported Incidents (FRIs) to CDPH, and 7 Anonymous Complaints were shared from CDPH. The FRIs include allegations of abuse, Disease Outbreaks, and other reportable incidents.</b></p> <p><b><u>April 2026: 19 cases (12 FRIs and 7 Anonymous Complaints)</u></b> (12 FRIs cases, investigations not started by CDPH; 1 Anonymous Complaint pending; 1 Anonymous Complaint with deficiency; and 5 Anonymous Complaints with no deficiencies)</p> <ul style="list-style-type: none"> <li>• 7 Allegations of Abuse               <ul style="list-style-type: none"> <li>○ Other to Resident: 1 (1 investigation not started by CDPH)</li> <li>○ Resident to Resident to Resident: 4 (4 investigations not started by CDPH)</li> <li>○ Staff to Resident: 2 (2 investigations not started by CDPH)</li> </ul> </li> <li>• 5 Other Reportable Incidents               <ul style="list-style-type: none"> <li>○ Disease Outbreak: 1 (1 investigations not started by CDPH)</li> <li>○ Major Injury: 3 (3 investigations not started by CDPH)</li> <li>○ Unusual Occurrence: 1 (1 investigation not started by CDPH)</li> </ul> </li> <li>• 7 Anonymous Complaints               <ul style="list-style-type: none"> <li>○ Anonymous Complaints: 7 (1 Anonymous Complaint with deficiency, 1 Anonymous Complaint pending, and 5 no deficiencies)</li> </ul> </li> </ul>
<p><b>SURVEY UPDATES</b></p>	<p><b>1. Site visit on 4/9/26</b></p> <ul style="list-style-type: none"> <li>• One CDPH surveyor conducted their investigation for –           <ul style="list-style-type: none"> <li>○ 1 Anonymous Complaint</li> <li>○ Outcome: No Deficiency</li> </ul> </li> </ul> <p><b>2. Site Visit on 4/16/26</b></p> <ul style="list-style-type: none"> <li>• One CDPH surveyor conducted their investigation for –           <ul style="list-style-type: none"> <li>○ 1 Anonymous Complaint: Fire Life Safety</li> <li>○ Outcome: Deficiency</li> <li>○ On 4/21/26, the facility received the CMS 2567 Statement of Deficiency. POC was submitted to CDPH on 5/1/26.               <ul style="list-style-type: none"> <li>▪ K0521 (Scope/Severity = F)</li> </ul> </li> </ul> </li> </ul> <p><b>3. Site Visit on 4/21/26</b></p> <ul style="list-style-type: none"> <li>• One CDPH surveyor conducted their investigation for –           <ul style="list-style-type: none"> <li>○ 5 Anonymous Complaints: Quality of Care, Physical Environment, and Pharmaceutical Services</li> </ul> </li> </ul>

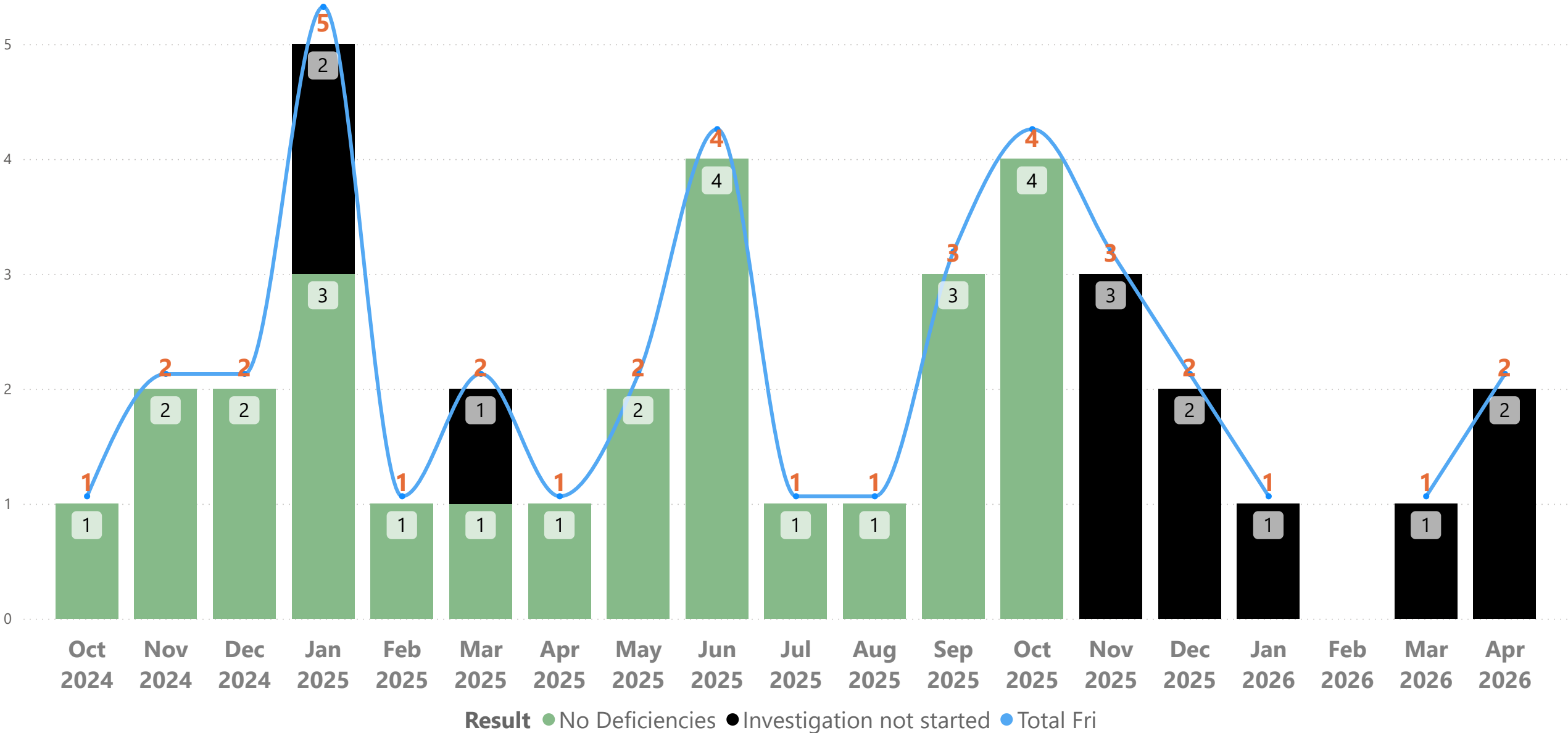
	<ul style="list-style-type: none"> <li>○ Outcome: <ul style="list-style-type: none"> <li>▪ Verbal outcome of no deficiencies for 4 anonymous complaints and potential deficiency for 1 anonymous complaint (physical environment)</li> </ul> </li> </ul>
<b>PLAN OF CORRECTION UPDATES/REPORTING</b>	<ol style="list-style-type: none"> <li>1. <b>Plan of Correction submitted on 4/14/26</b> <ul style="list-style-type: none"> <li>• A0180: facility failed to notify CDPH within 15 business days from date of breach detection.</li> </ul> </li> <li>2. <b>Plan of Correction submitted on 5/1/26</b> <ul style="list-style-type: none"> <li>• K0521 (Scope/Severity = F): failed to maintain the fire dampers.</li> </ul> </li> </ol>
<b>EMAIL/TELEPHONE REQUESTS IN LIEU OF SITE VISITS</b>	None.
<b>ONGOING SITE VISITS</b>	None.
<b>PENDING INVESTIGATION</b>	97 FRIs pending CDPH investigation. No document request or call/visit.

## Outcome of All Facility Reportable Incidents (October, 2024 – April, 2026)



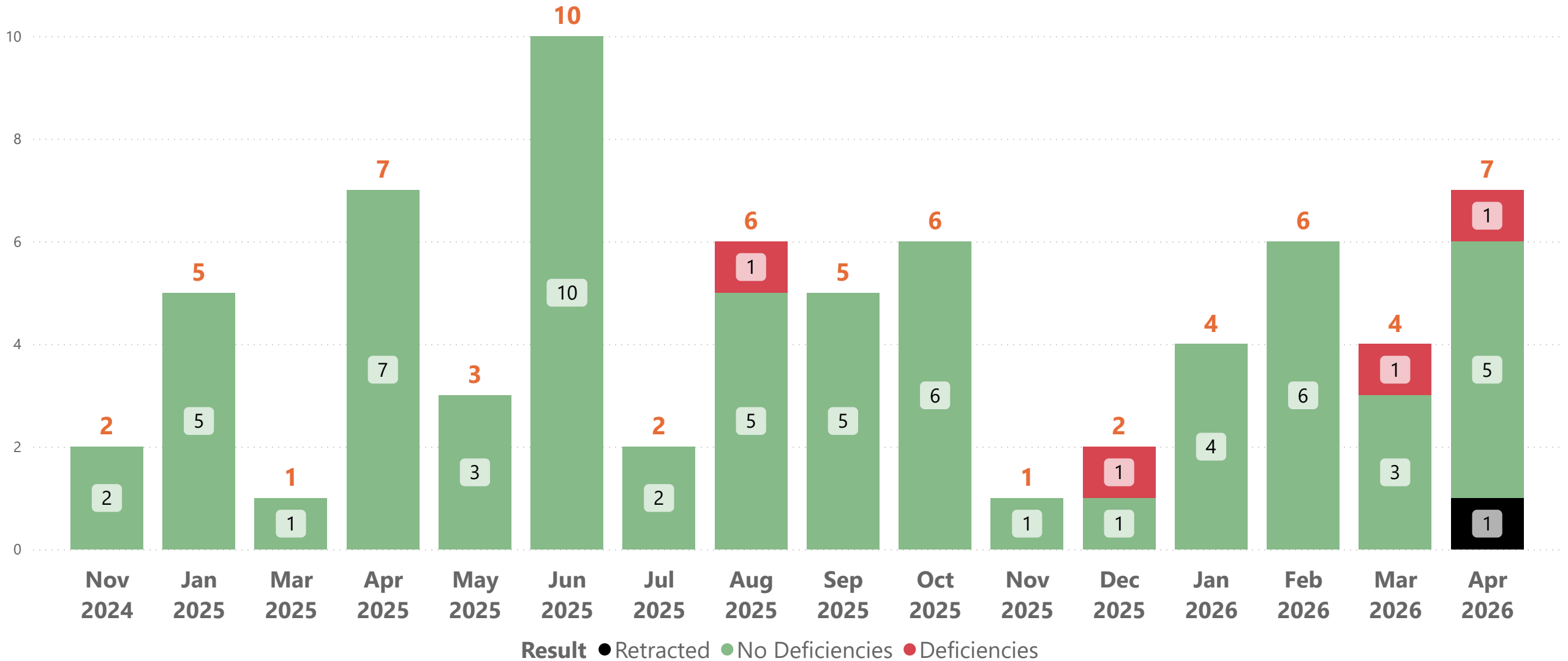
\*The start date for these charts correspond to the earliest open case for which a CDPH investigation has not yet started. Cases prior to this point have been closed and are not included in the current reporting.

# Outcome of Staff to Resident Complaints (October, 2024 – April, 2026)



\*The start date for these charts correspond to the earliest open case for which a CDPH investigation has not yet started. Cases prior to this point have been closed and are not included in the current reporting.

## Outcome of Anonymous Complaints (November, 2024 – April, 2026)



\*There was a revisit in January 2026 for a December 2025 Complaint; Not Shown in Jan 26 as it is counted in Dec 25

\*The start date for these charts correspond to the earliest open case for which a CDPH investigation has not yet started. Cases prior to this point have been closed and are not included in the current reporting.

## All Facility Reportable Incidents: Outcome Summary (October, 2024 – April, 2026)

<b>MonthYear</b>	<b>No Deficiencies</b>	<b>Deficiencies</b>	<b>Pending</b>	<b>Investigation not started</b>	<b>% of "No deficiency" (Closed Cases)</b>
Oct 2024	8			1	100.00%
Nov 2024	11			0	100.00%
Dec 2024	8			0	100.00%
Jan 2025	6			10	100.00%
Feb 2025	3			3	100.00%
Mar 2025	8			4	100.00%
Apr 2025	9			0	100.00%
May 2025	16	3		0	84.21%
Jun 2025	16			0	100.00%
Jul 2025	20	1		0	95.65%
Aug 2025	16			3	100.00%
Sep 2025	16			1	100.00%
Oct 2025	17			0	100.00%
Nov 2025	1			18	100.00%
Dec 2025				10	
Jan 2026				12	
Feb 2026	1			6	100.00%
Mar 2026				17	
Apr 2026				12	
<b>Total</b>	<b>156</b>	<b>4</b>		<b>97</b>	<b>97.94%</b>

*\*The start date for these charts correspond to the earliest open case for which a CDPH investigation has not yet started. Cases prior to this point have been closed and are not included in the current reporting.*

## Staff to Resident Complaints: Outcome Summary (October, 2024 – April, 2026)

MonthYear	No Deficiencies	Deficiencies	Pending	Investigation not started	%No deficiency (Closed Cases)
Oct 2024	1			0	100.00%
Nov 2024	2			0	100.00%
Dec 2024	2			0	100.00%
Jan 2025	3			2	100.00%
Feb 2025	1			0	100.00%
Mar 2025	1			1	100.00%
Apr 2025	1			0	100.00%
May 2025	2			0	100.00%
Jun 2025	4			0	100.00%
Jul 2025	1			0	100.00%
Aug 2025	1			0	100.00%
Sep 2025	3			0	100.00%
Oct 2025	4			0	100.00%
Nov 2025				3	
Dec 2025				2	
Jan 2026				1	
Feb 2026				0	
Mar 2026				1	
Apr 2026				2	
<b>Total</b>	<b>26</b>			<b>12</b>	<b>100.00%</b>

## Outcome of Anonymous Complaints (October, 2024 – April, 2026)

MonthYear	No Deficiencies	Deficiencies	Pending	Investigation not started	%No deficiency (Closed Cases)
Oct 2024				0	
Nov 2024	2			0	100.00%
Dec 2024				0	
Jan 2025	5			0	100.00%
Feb 2025				0	
Mar 2025	1			0	100.00%
Apr 2025	7			0	100.00%
May 2025	3			0	100.00%
Jun 2025	10			0	100.00%
Jul 2025	2			0	100.00%
Aug 2025	5	1		0	83.33%
Sep 2025	5			0	100.00%
Oct 2025	6			0	100.00%
Nov 2025	1			0	100.00%
Dec 2025	1	1		0	50.00%
Jan 2026	4			0	100.00%
Feb 2026	6			0	100.00%
Mar 2026	3	1		0	80.00%
Apr 2026	5	1		0	90.91%
<b>Total</b>	<b>66</b>	<b>4</b>		<b>0</b>	<b>95.51%</b>

\*The start date for these charts correspond to the earliest open case for which a CDPH investigation has not yet started. Cases prior to this point have been closed and are not included in the current reporting.