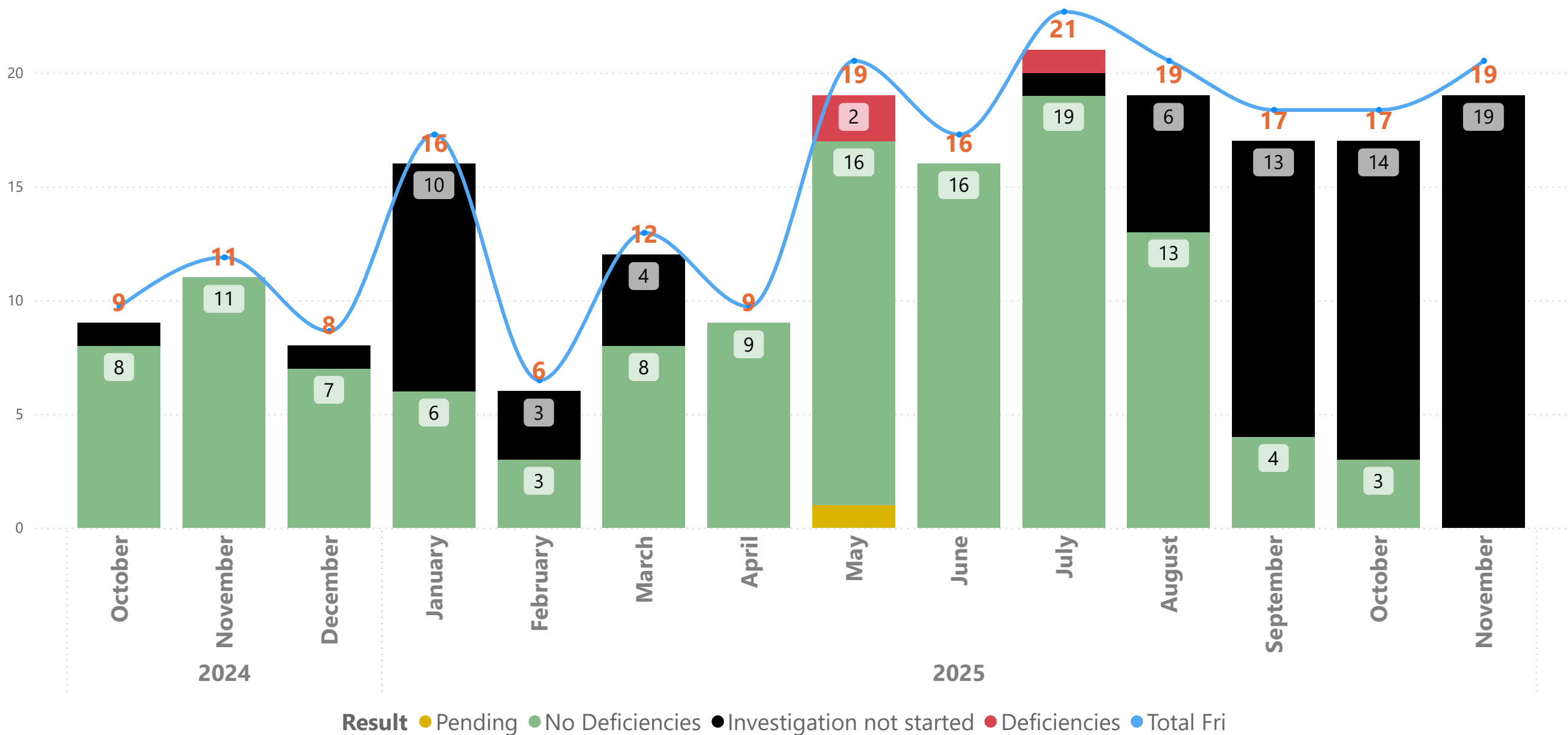




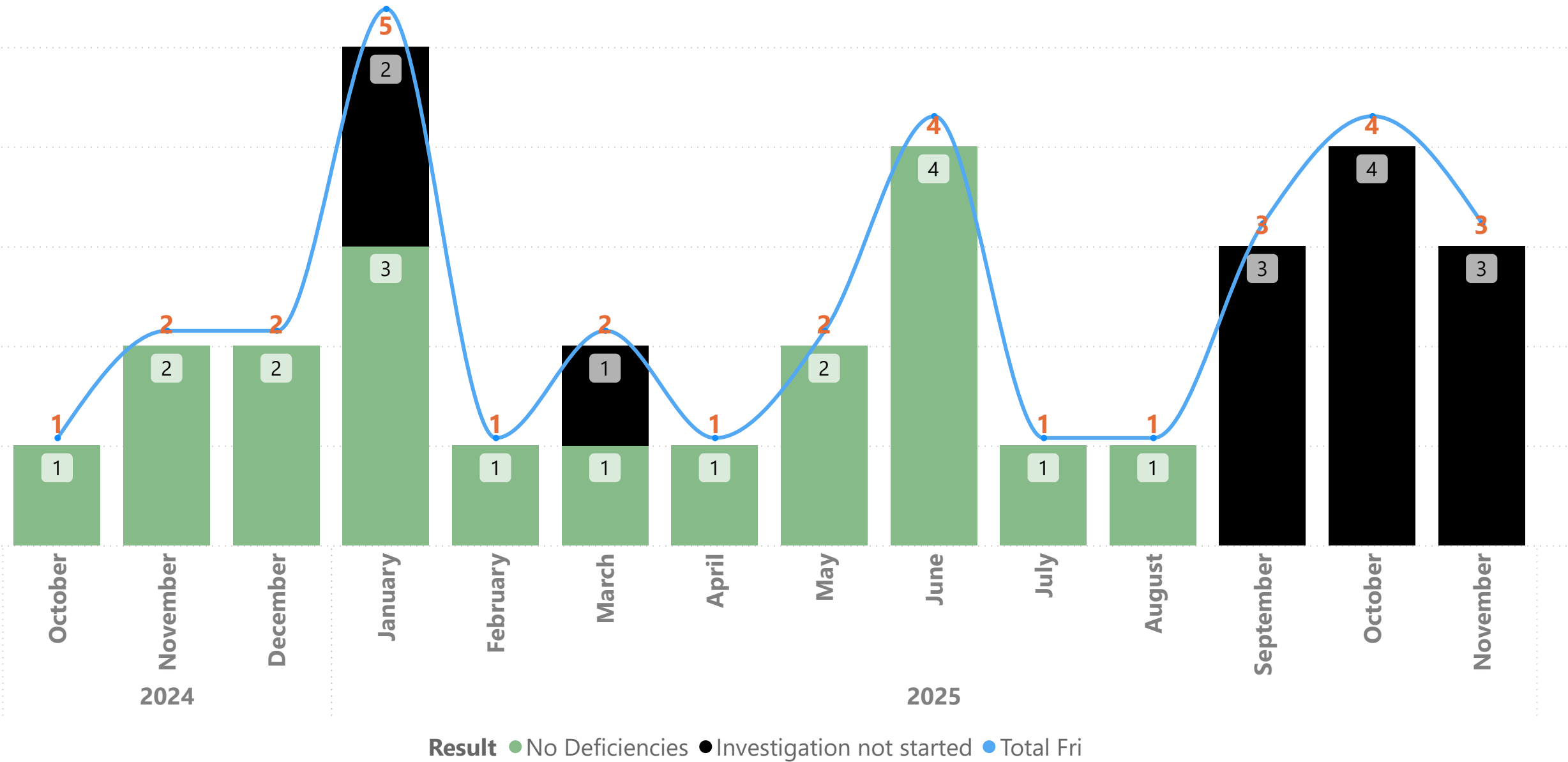
ITEM	DISCUSSION
FACILITY REPORTED INCIDENTS (FRI)	<p>During November 2025, LHH submitted a total of 19 Facility Reported Incidents (FRIs) to CDPH, and 1 Anonymous Complaint was shared from CDPH. The FRIs include allegations of abuse, adverse events, and other reportable incidents.</p> <p><u>November 2025: 20 cases (19 FRIs and 1 Anonymous Complaint)</u> (19 FRIs cases, investigations not started by CDPH; 1 Anonymous Complaints, 1 no deficiency)</p> <ul style="list-style-type: none">• 17 Allegations of Abuse<ul style="list-style-type: none">○ Resident to Resident: 8 (8 investigations not started by CDPH)○ Injury Of Unknown Source 4 (4 investigations not started by CDPH)○ Other To Resident 2 (2 investigations not started by CDPH)○ Staff to Resident: 3 (3 investigations not started by CDPH)• 2 Other Reportable Incidents<ul style="list-style-type: none">○ Major Injury: 2 (2 investigations not started by CDPH)• 1 Anonymous Complaints<ul style="list-style-type: none">○ Anonymous Complaints: 1 (1 no deficiency)
SURVEY UPDATES	<p>1. Site visit on 11/05/25 to 11/07/25</p> <ul style="list-style-type: none">• On CDPH surveyor conducted their investigation for –<ul style="list-style-type: none">○ 5 Facility Reported Incidents (FRIs)<ul style="list-style-type: none">▪ 2 FRIs from September 2025▪ 3 FRIs from October 2025○ 1 Anonymous Complaint○ Outcomes:<ul style="list-style-type: none">▪ 5 FRIs: Zero Deficiency▪ 1 Anonymous Complaint: Zero Deficiency
PLAN OF CORRECTION UPDATES/REPORTING	None.
EMAIL/TELEPHONE REQUESTS IN LIEU OF SITE VISITS	None.
ONGOING SITE VISITS	None.
PENDING INVESTIGATION	72 FRIs pending CDPH investigation. No document request or call/visit.

Outcome of All Facility Reportable Incidents (October, 2024 – November, 2025)



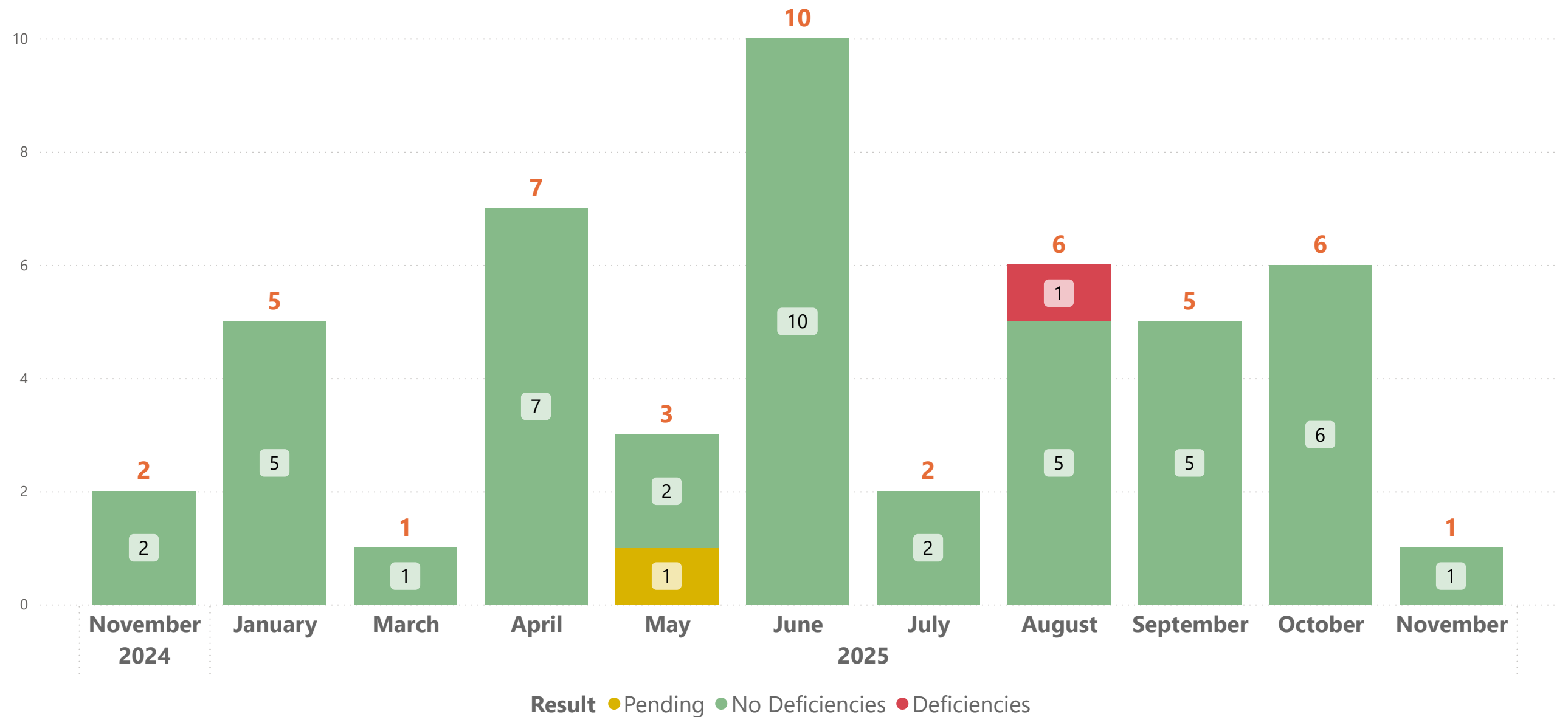
*The start date for these charts correspond to the earliest open case for which a CDPH investigation has not yet started. Cases prior to this point have been closed and are not included in the current reporting.

Outcome of Staff to Resident Complaints (October, 2024 – November, 2025)



*The start date for these charts correspond to the earliest open case for which a CDPH investigation has not yet started. Cases prior to this point have been closed and are not included in the current reporting.

Outcome of Anonymous Complaints (November, 2024 – November, 2025)



**The start date for these charts correspond to the earliest open case for which a CDPH investigation has not yet started. Cases prior to this point have been closed and are not included in the current reporting.*

All Facility Reportable Incidents: Outcome Summary (October, 2024 – November, 2025)

Year	Month	No Deficiencies	Deficiencies	Pending	Investigation not started	% of "No deficiency"
2024	October	8			1	100.00%
2024	November	11				100.00%
2024	December	7			1	100.00%
2025	January	6			10	100.00%
2025	February	3			3	100.00%
2025	March	8			4	100.00%
2025	April	9				100.00%
2025	May	16	2	1		88.89%
2025	June	16				100.00%
2025	July	19	1		1	95.45%
2025	August	13			6	100.00%
2025	September	4			13	100.00%
2025	October	3			14	100.00%
2025	November				19	
Total		123	3	1	72	98.09%

**The start date for these charts correspond to the earliest open case for which a CDPH investigation has not yet started. Cases prior to this point have been closed and are not included in the current reporting.*

Staff to Resident Complaints: Outcome Summary (October, 2024 – November, 2025)						
Year	Month	No Deficiencies	Deficiencies	Pending	Investigation not started	%No deficiency
2024	October	1				100.00%
2024	November	2				100.00%
2024	December	2				100.00%
2025	January	3			2	100.00%
2025	February	1				100.00%
2025	March	1			1	100.00%
2025	April	1				100.00%
2025	May	2				100.00%
2025	June	4				100.00%
2025	July	1				100.00%
2025	August	1				100.00%
2025	September				3	
2025	October				4	
2025	November				3	
Total		19			13	100.00%

Outcome of Anonymous Complaints (October, 2024 – November, 2025)						
Year	Month	No Deficiencies	Deficiencies	Pending	Investigation not started	%No deficiency
2024	October					
2024	November	2				100.00%
2024	December					
2025	January	5				100.00%
2025	February					
2025	March	1				100.00%
2025	April	7				100.00%
2025	May	2		1		100.00%
2025	June	10				100.00%
2025	July	2				100.00%
2025	August	5	1			83.33%
2025	September	5				100.00%
2025	October	6				100.00%
2025	November	1				100.00%
Total		46	1	1		98.41%

**The start date for these charts correspond to the earliest open case for which a CDPH investigation has not yet started. Cases prior to this point have been closed and are not included in the current reporting.*