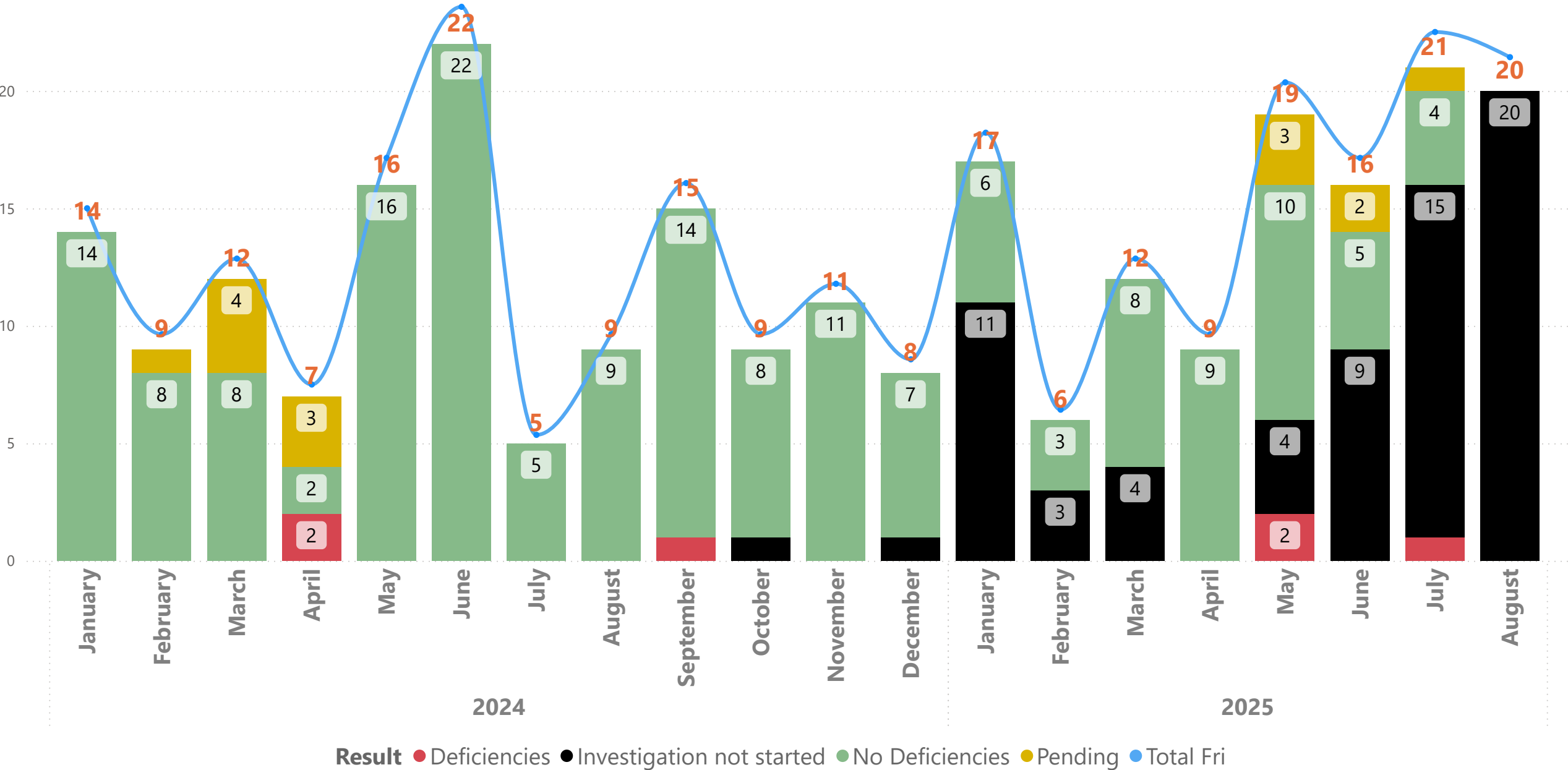




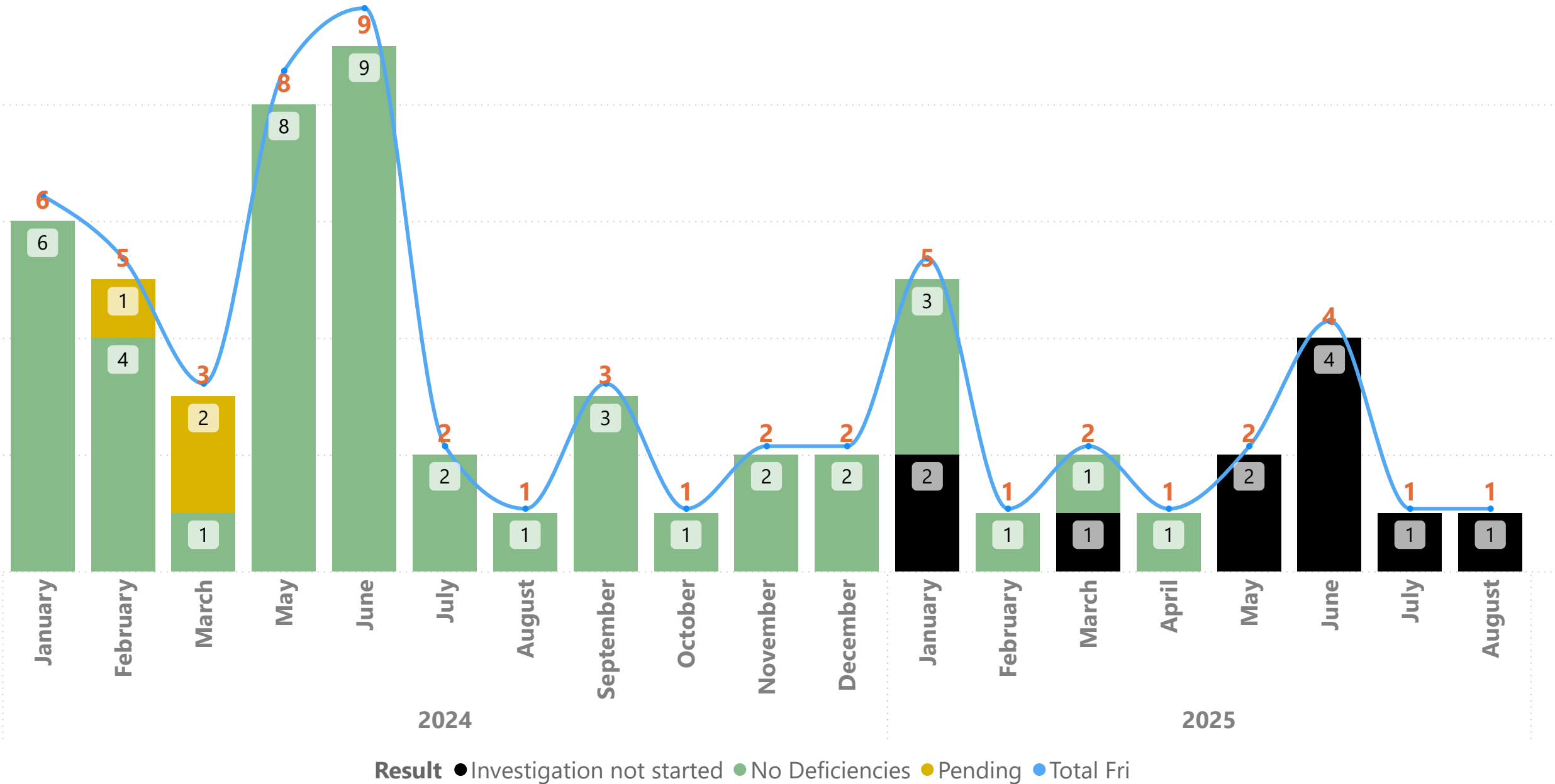
ITEM	DISCUSSION
FACILITY REPORTED INCIDENTS (FRI)	<p>During August 2025, LHH submitted a total of 20 Facility Reported Incidents (FRIs) to CDPH, and 6 Anonymous Complaints were shared from CDPH. The FRIs include allegations of abuse and other reportable incidents.</p> <p><u>August 2025: 26 cases (20 FRIs and 6 Anonymous Complaint)</u> (20 FRIs cases: 20 investigations not started by CDPH; 6 Anonymous Complaints: 1 Deficiency, 1 Investigation Pending Outcome, 4 No Deficiencies)</p> <ul style="list-style-type: none">• 10 Allegations of Abuse<ul style="list-style-type: none">○ Resident to Resident: 5 (5 investigations not started by CDPH)○ Injury of Unknown Origin: 3 (3 investigations not started by CDPH)○ Other to Resident: 1 (1 investigation not started by CDPH)○ Staff to Resident (Neglect): 1 (1 investigation not started by CDPH)• 10 Other Reportable Incidents<ul style="list-style-type: none">○ Disease Outbreak: 5 (5 investigations not started by CDPH)○ Major Injury: 4 (4 investigations not started by CDPH)○ Potential Privacy Breach: 1 (1 investigation not started by CDPH)• 6 Anonymous Complaints<ul style="list-style-type: none">○ Anonymous Complaints: 6 (1 Deficiency, 1 Investigation Pending Outcome, 4 No Deficiencies)
SURVEY UPDATES	<ol style="list-style-type: none">1. Site visit on 08/01/25<ol style="list-style-type: none">a. One CDPH surveyor conducted their investigation for 1 Anonymous Complaint related to Nursing Services. Outcome Pending.2. Site visit on 08/05/25<ol style="list-style-type: none">a. Two CDPH Surveyors conducted their investigation into 4 Anonymous Complaints related to (1) Quality of Care, (2) Nursing Services, (3) Resident Rights and Nursing Care, and (4) Fire Life Safety. Zero deficiencies noted for 3 Anonymous Complaints. One deficiency noted for the Anonymous Complaint related to Fire Life Safety.3. Site visit on 08/15/25<ol style="list-style-type: none">a. One CDPH surveyor conducted their investigation for 1 Anonymous Complaint related to Resident Rights. Zero deficiencies noted.4. Site visit on 08/28/25<ol style="list-style-type: none">a. Two CDPH Surveyors conducted an abbreviated survey related to the facility's plan of correction for F600. Zero deficiencies noted.

PLAN OF CORRECTION UPDATES/REPORTING	<ol style="list-style-type: none"> 1. Submitted POC on 8/17/25 <ol style="list-style-type: none"> a. K353 Sprinkler System - Maintenance and Testing 2. Submitted POC on 08/25/25 <ol style="list-style-type: none"> a. F600 Free from Abuse and Neglect b. Revisit completed by CDPH on 8/28, with no issues noted.
EMAIL/TELEPHONE REQUESTS IN LIEU OF SITE VISITS	None.
ONGOING SITE VISITS	None.
PENDING INVESTIGATION	68 FRIs pending CDPH investigation. No document request or call/visit.

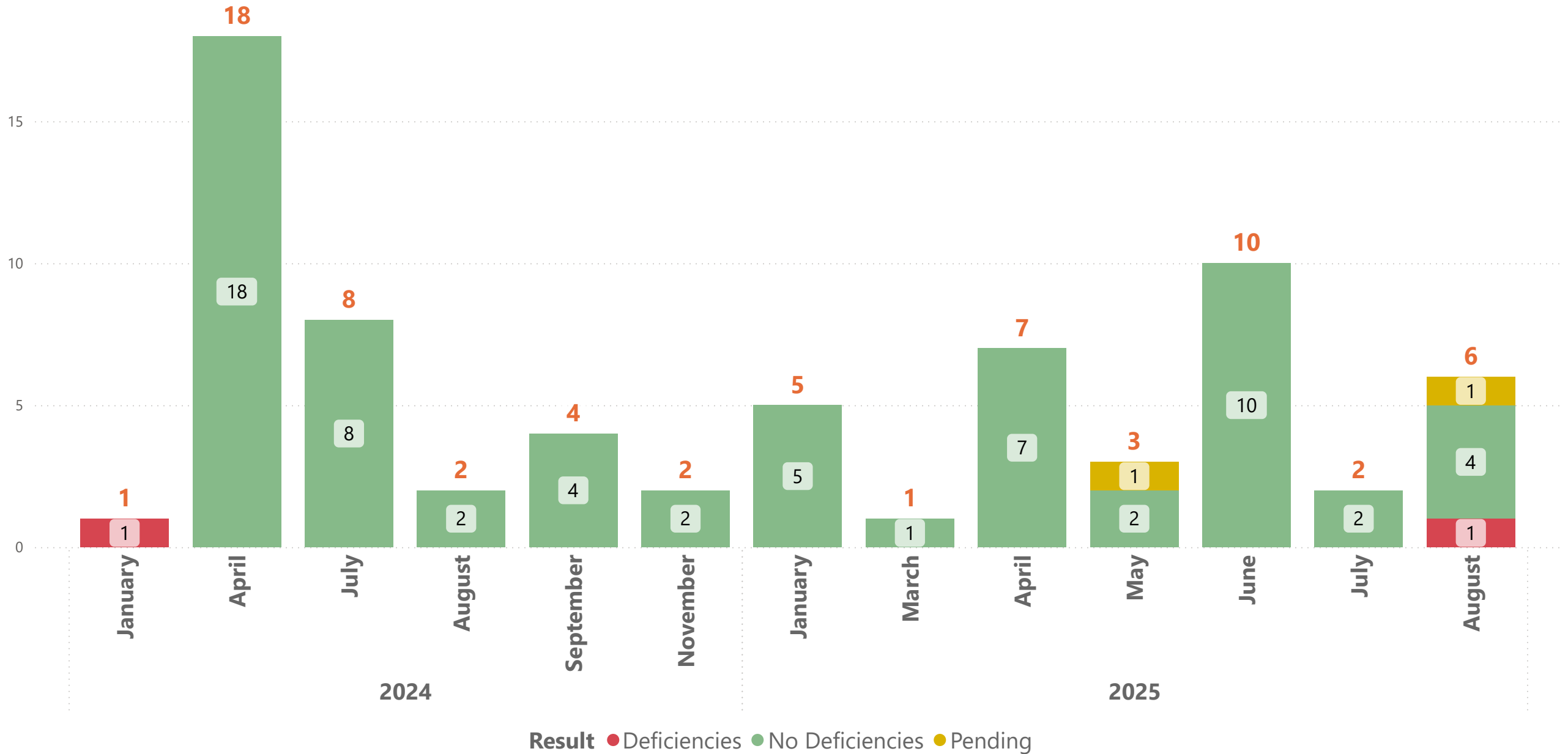
Outcome of FRIs (January, 2024 - Last Calendar Month, 2025)



Staff to Res Abuse (January, 2024 - Last Calendar Month, 2025)



Anonymous Complaints (January, 2024 - Last Calendar Month, 2025)



All FRIs: Outcome Summary (January, 2024 - Last Calendar Month, 2025)

Year	Month	No Deficiencies	Deficiencies	Pending	Investigation not started	%No deficiency
2024	January	14				100.00%
2024	February	8		1		100.00%
2024	March	8		4		100.00%
2024	April	2	2	3		60.00%
2024	May	16				100.00%
2024	June	22				100.00%
2024	July	5				100.00%
2024	August	9				100.00%
2024	September	14	1			94.12%
2024	October	8			1	100.00%
2024	November	11				100.00%
2024	December	7			1	100.00%
2025	January	6			11	100.00%
2025	February	3			3	100.00%
2025	March	8			4	100.00%
2025	April	9				100.00%
2025	May	10	2	3	4	83.33%
2025	June	5		2	9	100.00%
2025	July	4	1	1	15	83.33%
2025	August				20	
Total		169	6	14	68	97.24%

Staff To Resident Abuse: Outcome Summary (January, 2024 - Last Calendar Month, 2025)

Year	No Deficiencies	Deficiencies	Pending	Investigation not started	%No deficiency
2024	11				100.00%
2025	6			11	100.00%
Total	17			11	100.00%

Anonymous Complaints: Outcome Summary (January, 2024 - Last Calendar Month, 2025)

Year	No Deficiencies	Deficiencies	Pending	Investigation not started	%No deficiency
2024	16				100.00%
2025	31	1	2		97.73%
Total	47	1	2		98.39%