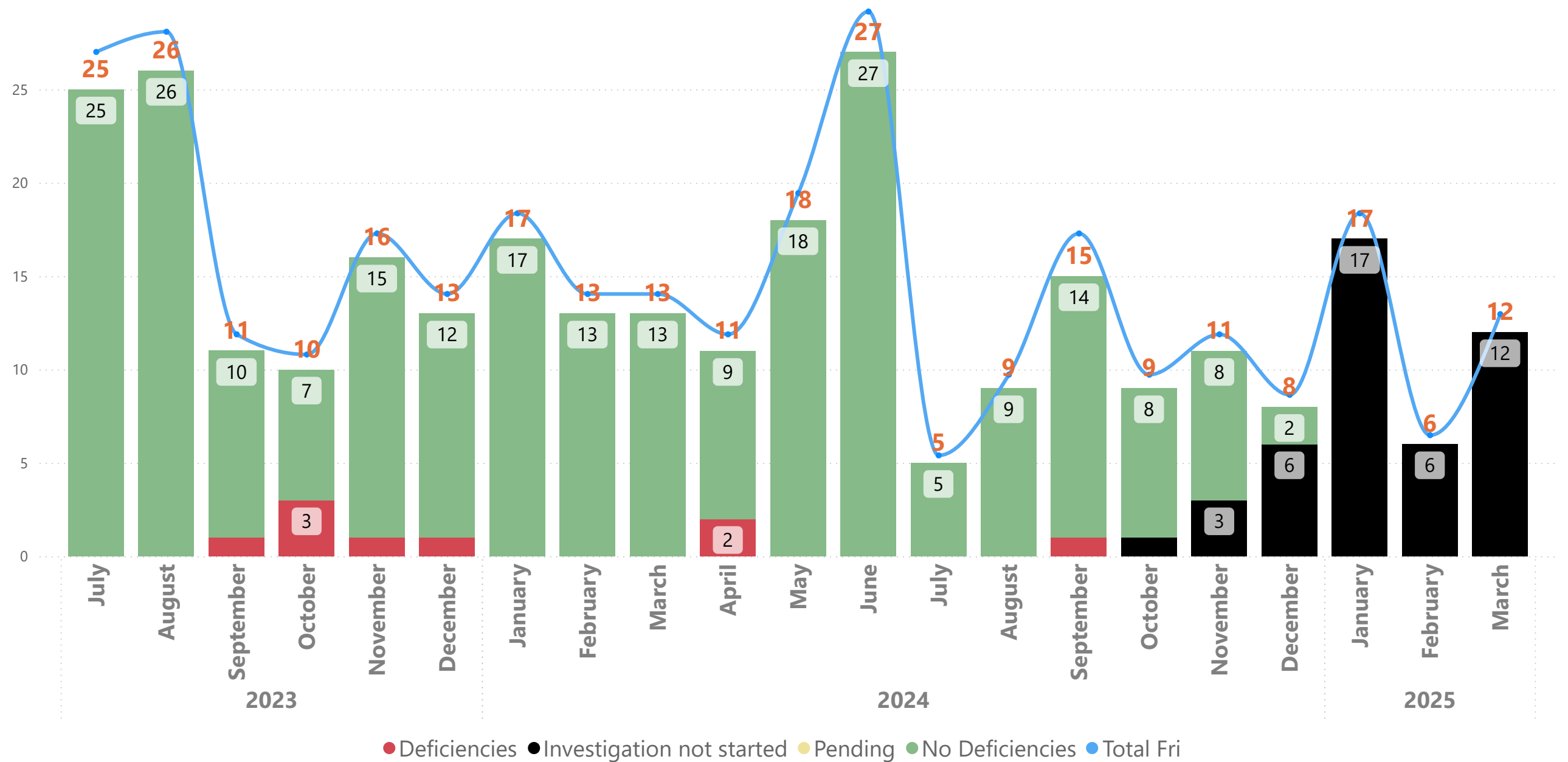


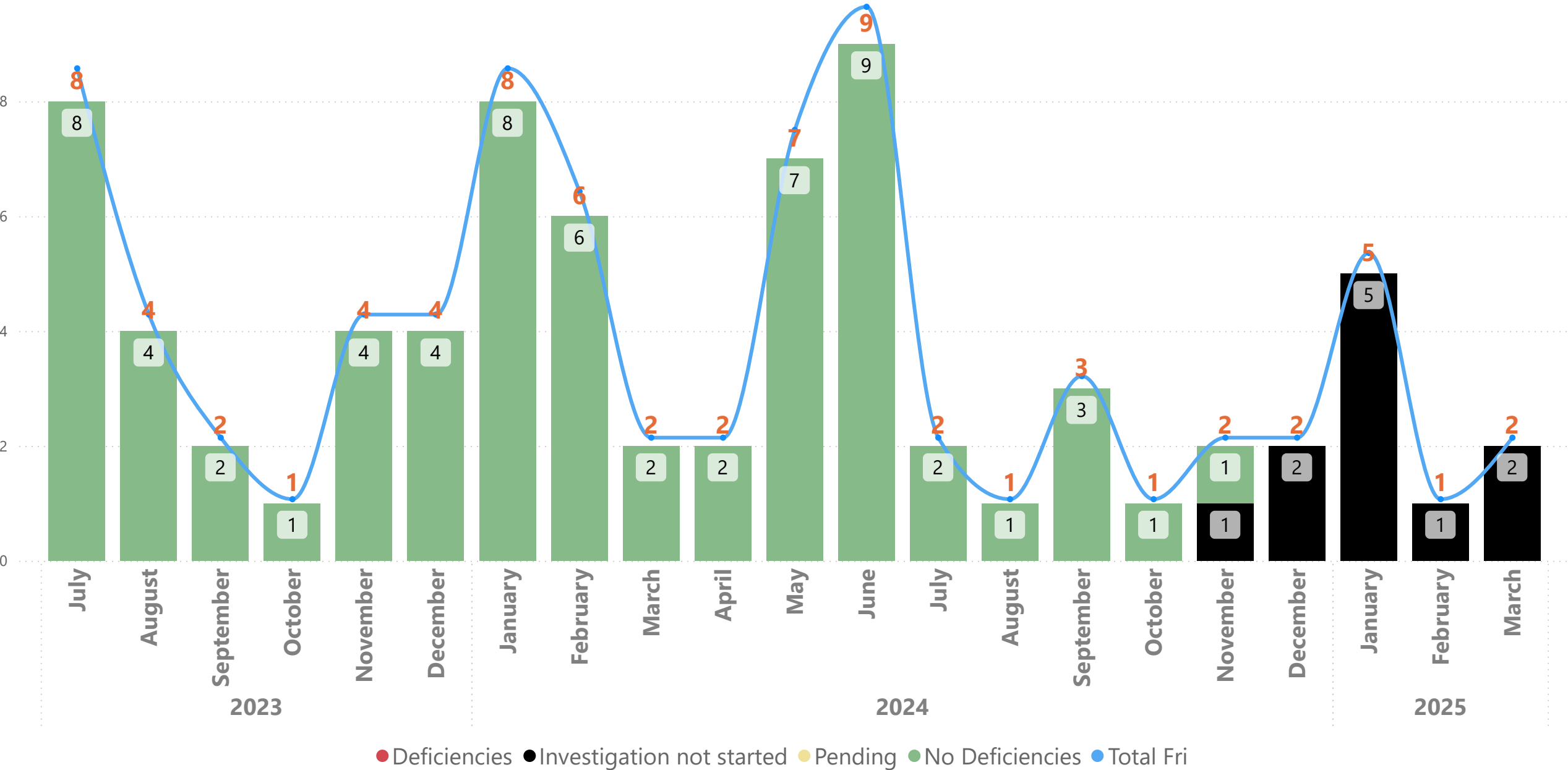


ITEM	DISCUSSION
FACILITY REPORTED INCIDENTS (FRI)	<p>During March 2025, LHH submitted a total of 12 Facility Reported Incidents (FRIs) to CDPH, and 1 Anonymous Complaint was shared by CDPH. The FRIs include allegations of abuse and other reportable incidents.</p> <p><u>March 2025: 13 cases (12 FRIs and 1 Anonymous Complaint)</u> (12 FRI cases, investigation not started by CDPH; 1 Anonymous Complaint, 1 no deficiency)</p> <ul style="list-style-type: none"><li>• 8 Allegations of Abuse<ul style="list-style-type: none"><li>○ Resident to Resident: 5 (5 investigations not started by CDPH)</li><li>○ Staff to Resident: 2 (2 investigation not started by CDPH)</li><li>○ Injury of Unknown Source: 1 (1 investigation not started by CDPH)</li></ul></li><li>• 3 Adverse Events<ul style="list-style-type: none"><li>○ Major Injury: 3 (3 investigations not started by CDPH)</li></ul></li><li>• 1 Other Reportable Incidents<ul style="list-style-type: none"><li>○ Disease Outbreak (COVID-19): 1 (1 investigation not started by CDPH)</li></ul></li><li>• 1 Anonymous Complaint<ul style="list-style-type: none"><li>○ Anonymous Complaint: 1 (1 no deficiency)</li></ul></li></ul>
SURVEY UPDATES	<p><b>1. Site visit on 3/20/24</b></p> <ul style="list-style-type: none"><li>• One CDPH surveyor conducted their investigation for –<ul style="list-style-type: none"><li>- Anonymous Complaint (Quality of Care)</li><li>- Preliminary outcome: No Deficiency</li></ul></li></ul>
PLAN OF CORRECTION UPDATES/REPORTING	None.
EMAIL/TELEPHONE REQUESTS IN LIEU OF SITE VISITS	None.
ONGOING SITE VISITS	None.
PENDING INVESTIGATION	45 FRIs pending CDPH investigation. No document request or call/visit.

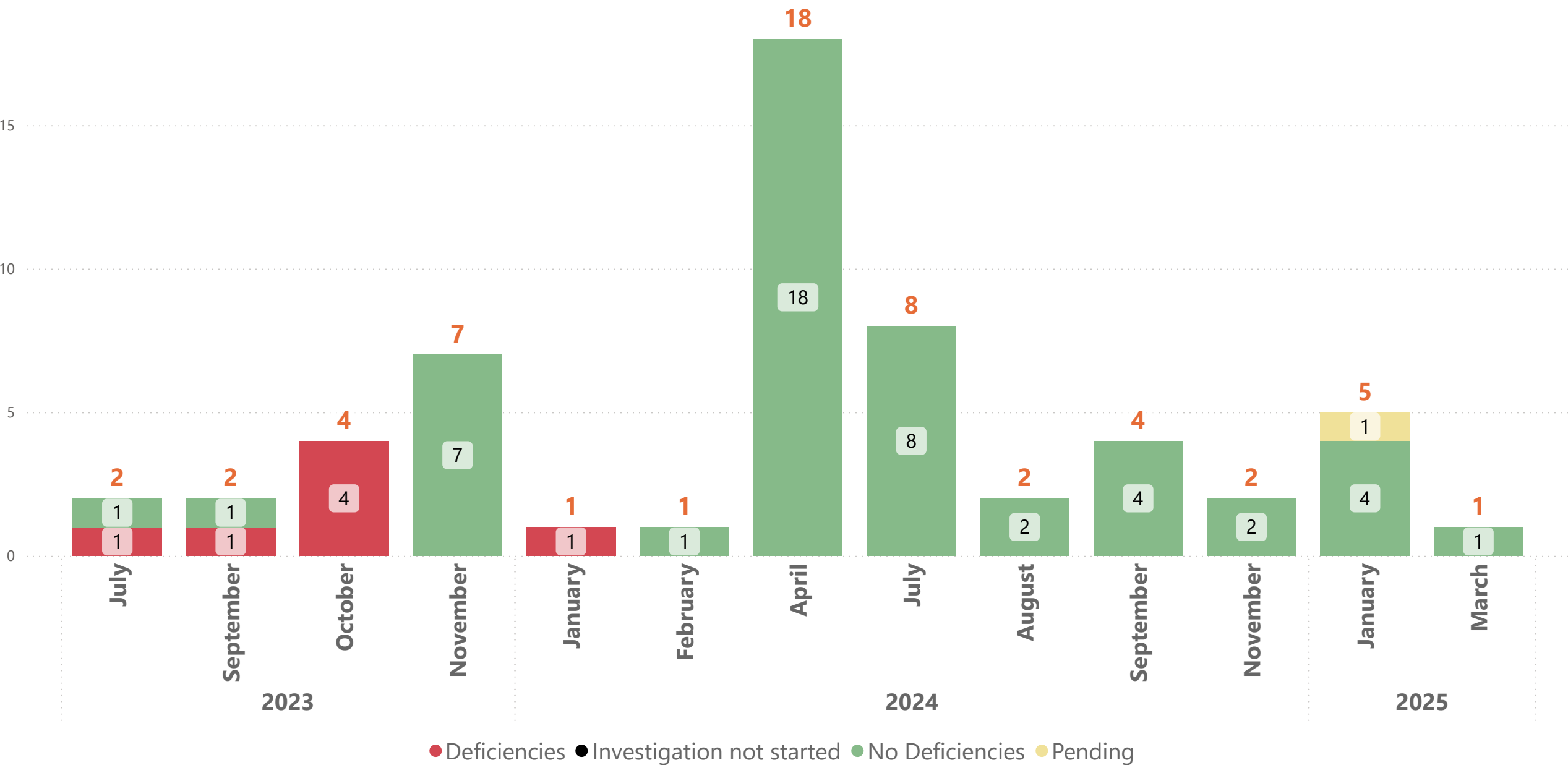
# Outcome of FRIs FY 23-34 and FY 24-25



# Staff to Res Abuse FY 23-24 and FY 24-25



# Anonymous Complaints FY 23-24 and FY 24-25



All FRIs: Outcome Summary

Year	Month	No Deficiencies	Deficiencies	Pending	Investigation not started	%No deficiency
2024	January	17				100.00%
2024	February	13				100.00%
2024	March	13				100.00%
2024	April	9	2			83.33%
2024	May	18				100.00%
2024	June	27				100.00%
2024	July	5				100.00%
2024	August	9				100.00%
2024	September	14	1			94.12%
2024	October	8			1	100.00%
2024	November	8			3	100.00%
2024	December	2			6	100.00%
2025	January				17	
2025	February				6	
2025	March				12	
Total		143	3		45	98.35%

Staff To Resident Abuse: Outcome Summary					
Year	No Deficiencies	Deficiencies	Pending	Investigation not started	%No deficiency
2023	23				100.00%
2024	42			3	100.00%
2025				8	
Total	65			11	100.00%

Anonymous Complaints: Outcome Summary					
Year	No Deficiencies	Deficiencies	Pending	Investigation not started	%No deficiency
2023	9	6			60.00%
2024	35	1			97.37%
2025	5		1		100.00%
Total	49	7	1		88.33%