



San Francisco Health Network
Laguna Honda Hospital
and Rehabilitation Center

Laguna Honda Hospital Executive Team Update

June 8th, 2026




Celebrating Nurses Week at LHH

▶ May 6th- May 12th LHH recognizing Nurses Week

“The Power of Nurses,” honors the strength and wisdom nurses bring to the residents we serve every day and the connections they build with their families.

At Laguna Honda, nurses show up each day to their neighborhood unit to undertake the steady and intimate work of long-term care—helping residents through their day, managing pain and medications, tending wounds, and becoming acquainted with the unique individuals that they are.



Celebrating Staff at Laguna Honda

► Daisy Award Recipient's

Congratulations to this Year's Awardees:

- DAISY Award RN: Reinhold Sy
- DAISY Award LVN: Taeho Byun
- DAISY Award Nurse Leader, Zexu Fang

- Friends of Nursing: Ma San Htay
- Friends of Nursing: Joanne Howard
- Friends of Nursing: May Khine



Employee Years of Service Celebration

▶ Recognizing staff who reached milestone anniversaries

On May 21st, 2026, LHH had the honor to celebrate 900 staff with Years of Service pins.



Employee Years of Service Celebration

▶ Recognizing staff who reached 30-year milestone anniversary

30 Years of Service

- Luisa D. Aben
- Grace A. Capistrano-Giron
- Sunil Charan
- Lisa D. Hoo
- Bi Jian Huang
- Brigitte Delores King Draper
- Cindia S. Lok
- Enrique B. Murillo
- Clint I. Pereyra
- Mariabene G. Salarda
- Seema Sharma
- Irene M. Sharpe
- Michael Soledad
- Mela Yee
- Josephine C. Young



Employee Years of Service Celebration

▶ Recognizing staff who reached 35- year milestone anniversary

35 Years of Service



- Loretta M. Cecconi
- Philip Chang
- Grace M. Dammann
- Nestor E. Esquivel
- Gregory Fung
- Janet A. Gillen
- Raksha R. Goswami
- Anadelia B. Kim
- Rita Ng
- James H. Reed
- Nellie Sarte
- Rosemarie C. Tibay
- Erlinda M. Wong



Employee Years of Service Celebration

▶ Recognizing staff who reached 40- year milestone anniversary

40 Years of Service

Arthur G. Corpuz

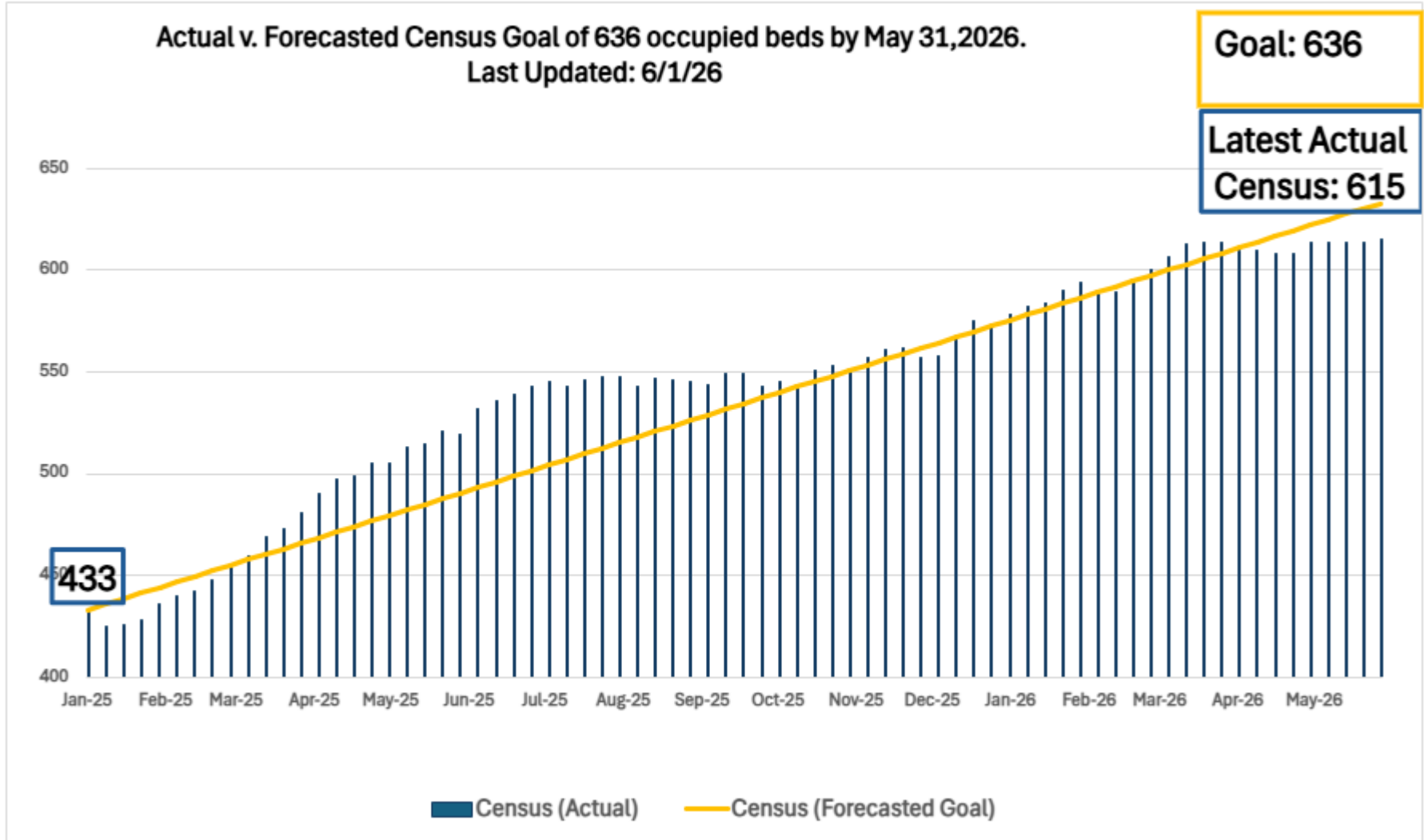
Juan T. Dabi

Susan Schneider

Edmund Wan



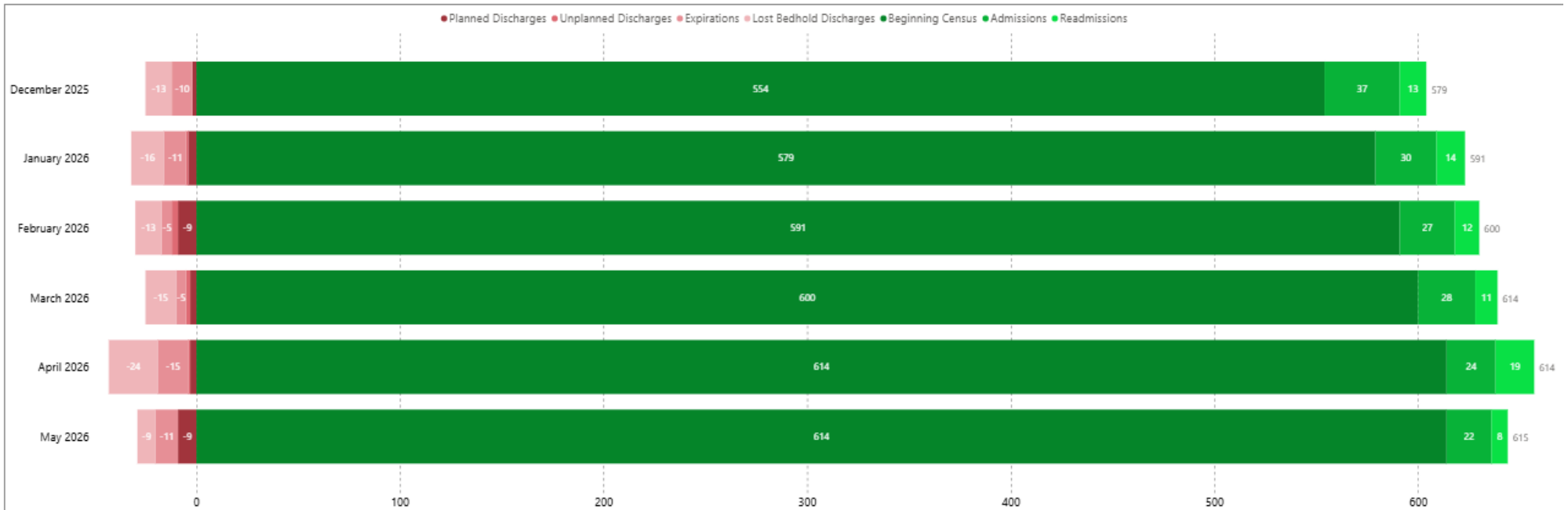
Admissions Update



State of the Hospital



Admissions, Discharges, and Expirations



Admissions
168

Unplanned Discharges
7

Planned Discharges
30

Readmissions
77

Expirations
57

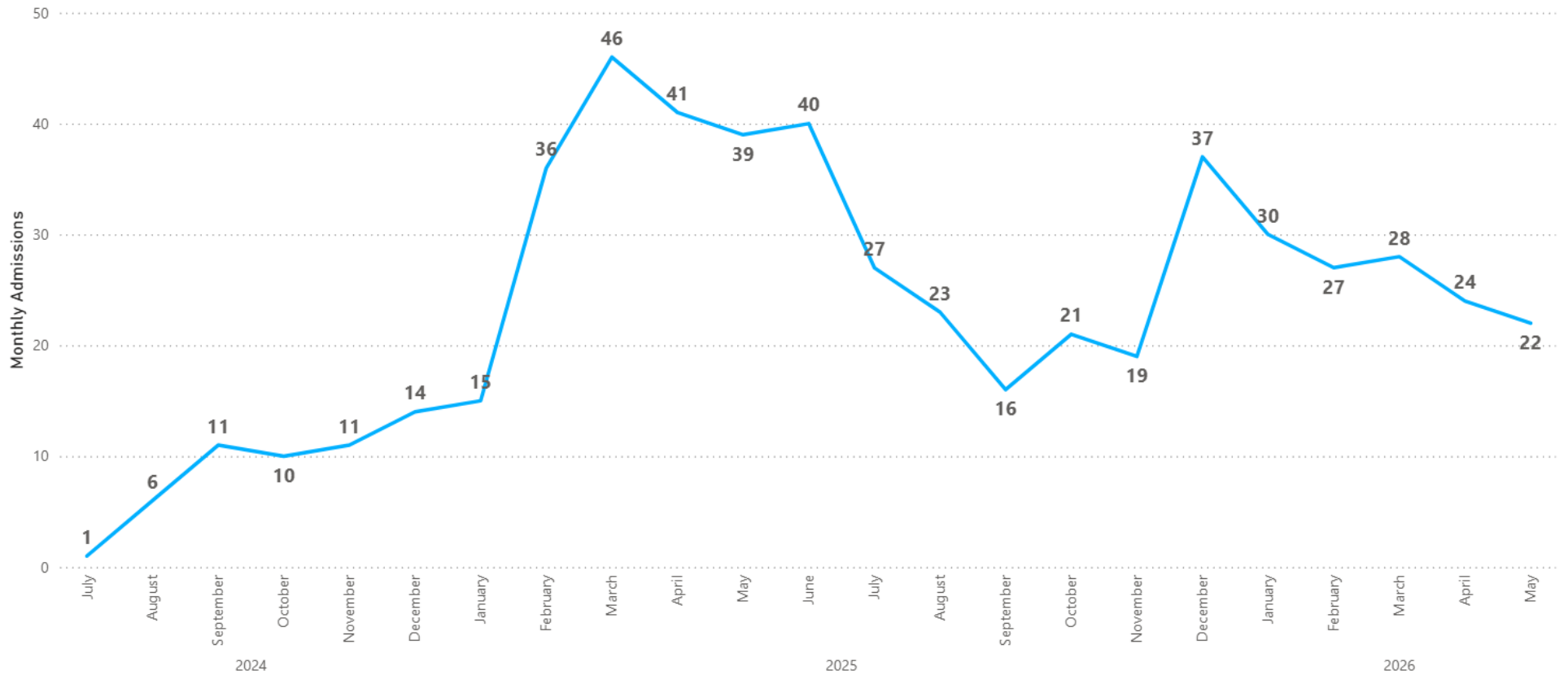
Lost Bedholds
90

Metric	December 2025	January 2026	February 2026	March 2026	April 2026	May 2026
Beginning Census	554	579	591	600	614	614
Admissions	37	30	27	28	24	22
Readmissions from Lost Bedholds	13	14	12	11	19	8
Planned Discharges	2	4	9	3	3	9
Unplanned Discharges	0	1	3	2	1	0
Expirations	10	11	5	5	15	11
Lost Bedholds	13	16	13	15	24	9
Net Flow	25	12	9	14	0	1
Ending Census	579	591	600	614	614	615



Admissions Update

New Admissions By Month

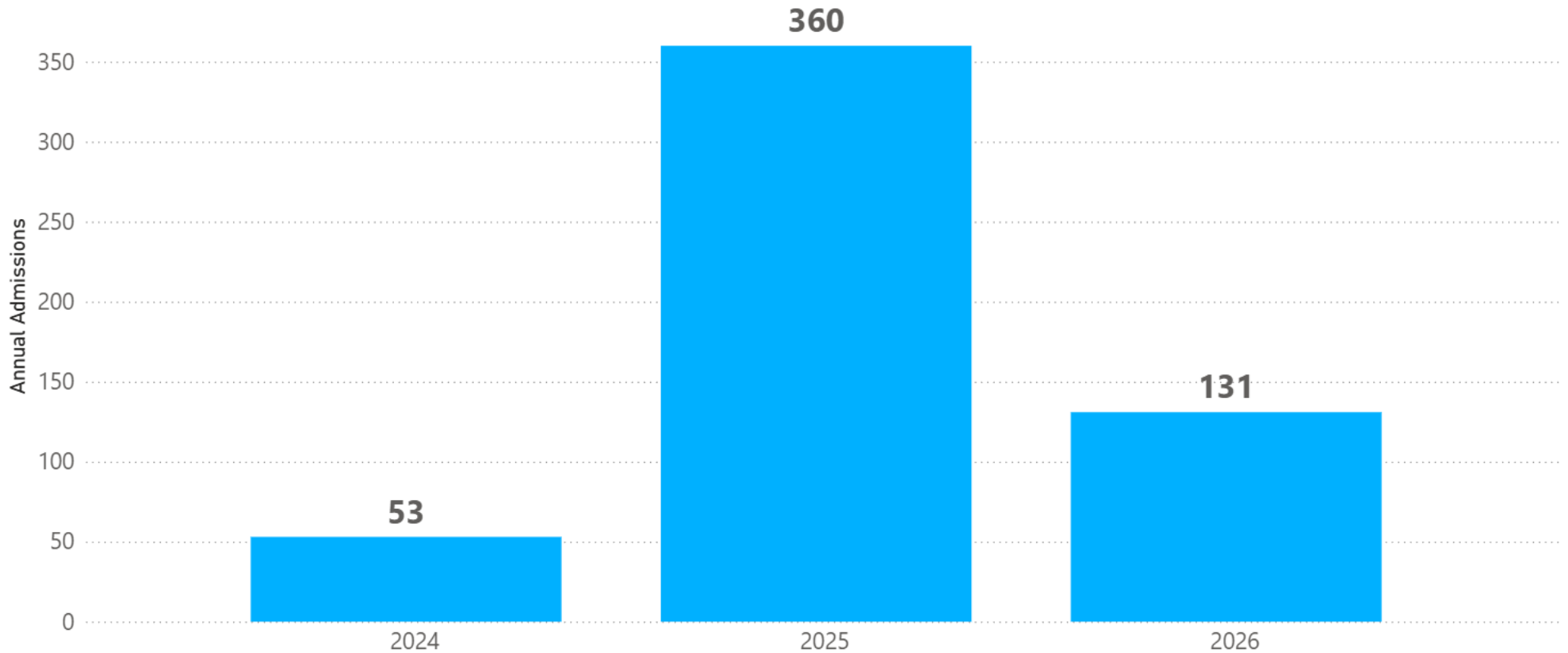


Last updated: 6/1/26



Admissions Update

New Admissions By Year



Note:

2024 admission started in July 2024.

2025 admission is for the entire year.

2026 admission is for the first six months.

Last updated: 6/1/26



Admissions Update

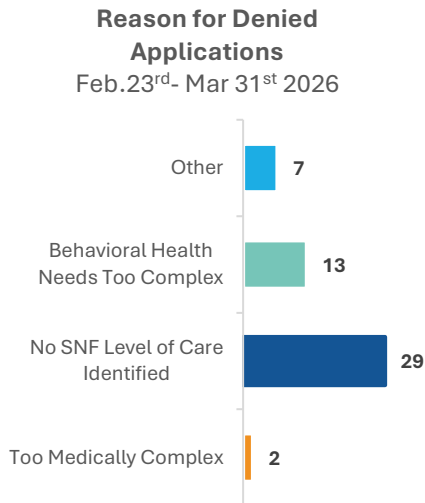


Most referrals were appropriate

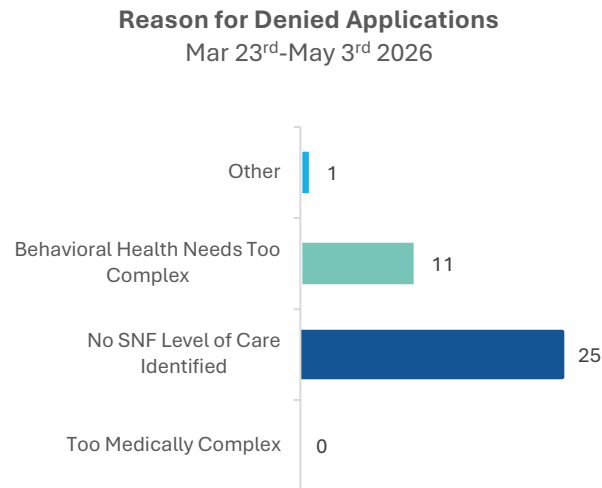
May 2026 information

- Over the past six weeks, **42** referrals were denied of a total of **121** complete referrals.

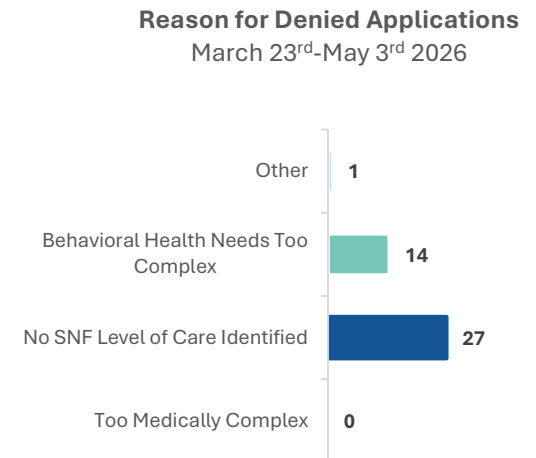
March 2026



April 2026



May 2026

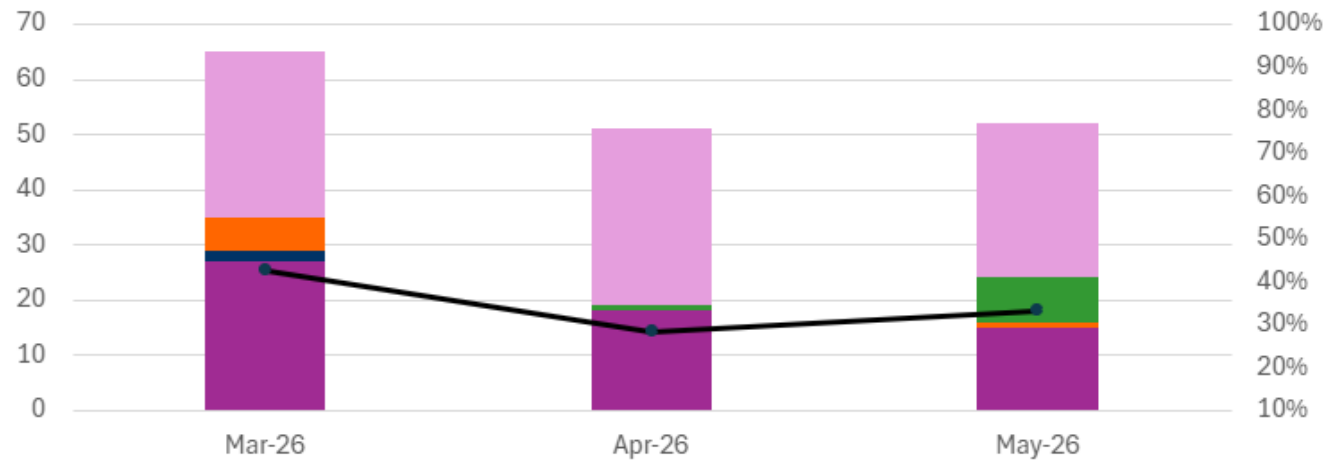


Admissions Update



Trend Line for Denials

Total Number of Referrals Received and Resulting Denials by Month. Updated 6/1/26



	Mar-26	Apr-26	May-26
Closed	30	32	28
Decision Pending	0	1	8
Denial - Other	6	0	1
Denial - Too Medically Complex	2	0	0
Denial - Level of Care Appropriateness	27	18	15
Denial - Behavioral Health Needs Too Complex	11	7	10
Accepted Referrals	32	30	16
Percent Denials from Total Referrals Received	43%	28%	33%



Admissions Update

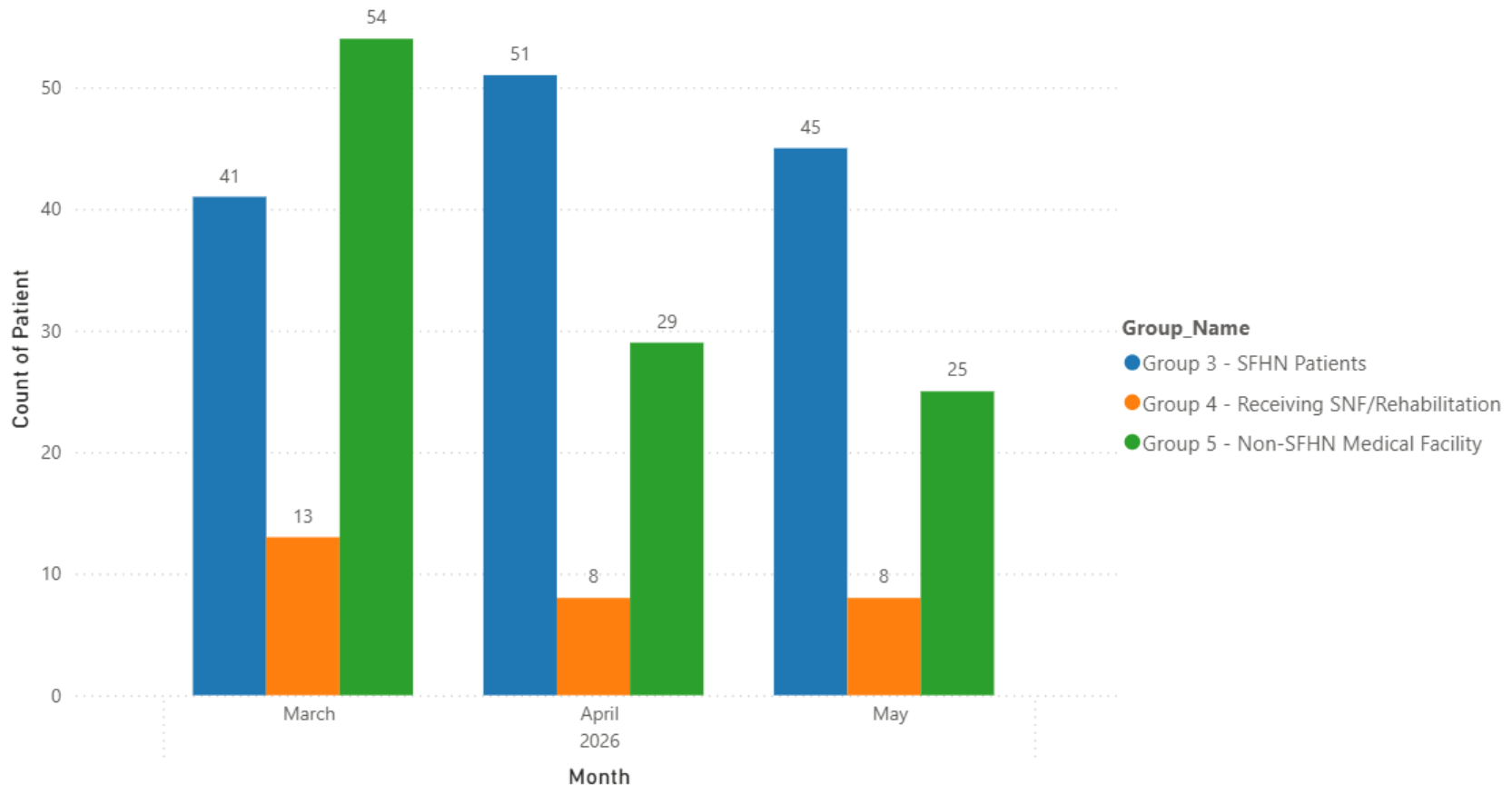
Referring Organizations by Priority Group

Count of Referrals by Group

This chart shows the number of referrals received over time, by Group

Last updated: June 1, 2026

Note: The most recent month shown contains partial data because the month is not yet complete as of this update.



Admissions Update

Admissions Data 07/01/2024 - 05/31/2026

Admissions Data

Groups	Accepted*	Closed/With drawn	Denied	In Progress	Total
Priority #1: Former LHH Residents	6	0	2	0	8
Priority #2: Not in Medical Settings	3	1	5	0	9
Priority #3: SFHN Patients	247	154	124	6	531
Priority #4: Receiving SNF/Rehabilitation	112	26	71	1	210
Priority #5: Non-SFHN Medical Facilities	202	156	213	2	573
Total	570	337	415	9	1331

*Accepted Includes both Admitted residents and those not yet admitted but approved.



LHH Manager Series Vacancies

LHH 09XX Management Series Vacancies

Job Code	Job Description	FTE	Acting/interim (If applicable)	Justification
0942	Director of Nursing	1.00	Edward Guina	Current LHH employee acting in position
1165	Director of Nursing	1.00	Maria Antoc	Current LHH employee acting in position
0941	Assistant Nursing Home Administrator	1.00	Vacant	Purpose for elimination. Support Services will report to current ANHA.
0931	Chief Finance Officer	1.00	Jeffrey Drew	Current LHH employee in acting position.
0923	Clinical Support Services	1.00	Vacant	Purpose for elimination. Departmental transition, services will be managed by Nursing Director overseeing clinical services.
0923	Material Management	1.00	Sam Hoffman	Currently LHH employee in acting position
0922	Denials Manager-Patient Finance	1.00	Vacant	No official acting coverage, department has staff managing dual roles temporarily until position can be considered to fill.





San Francisco Health Network
Laguna Honda Hospital
and Rehabilitation Center

Questions?

