



San Francisco Health Network
Laguna Honda Hospital
and Rehabilitation Center

Laguna Honda Hospital Executive Team Update

May 11th, 2026



Improving Safety at Laguna Honda

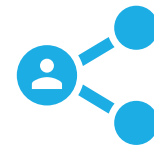
▶ Laguna Honda has employee safety workgroups:



In the month of April, LHH launch 6 groups LHH staff and 7 representing administrative departments employee safety workgroups including:



Nursing, Lobbies and Security, EVS, Rehab, FNS, Materials Management, and Patient Access represent Laguna Honda specific staff.



Additional workgroups have launched for those housed at Laguna Honda: Health at Home, Call Center, Managed Care, HIMS and HR.




Celebrating Staff at Laguna Honda

▶ Recognizing and celebrating April's professionals

Occupational Therapists Month: thank you to all the occupational therapists at Laguna Honda Hospital for the extraordinary work you bring to our residents every day.

Patient Access Week April 5th-11th : the first point of contact for our residents and a vital part of ensuring timely, appropriate care. Their work ensures residents can access the care they need while supporting the financial health of our organization. We want to recognize our Eligibility and Enrollment (A&E) team and Senior Eligibility Workers.



Celebrating Staff at Laguna Honda


▶ Recognizing and celebrating April's professionals

Information Professional Week April

5ht- April 11th we celebrate our outstanding centralized Health Information Management (HIM) team — nearly 70 strong — whose expertise, dedication, and teamwork uphold the highest standards of patient care across ZSFG, LHH, and our Ambulatory sites.

Administrative Professional Day April

22nd : opportunity to honor the essential work of our administrative staff— individuals whose expertise, organization, and problem-solving skills form the backbone of our daily operations



Celebrating Staff at Laguna Honda

▶ Recognizing and celebrating April's professionals

Medical Lab Professional week April 19-25:
we are proud to honor our exceptional laboratory team whose expertise supports the complex, long-term care needs of our residents.



Volunteer Appreciation week April 19-25:
we are proud to recognize the incredible impact of our volunteer programs across Laguna Honda Hospital. Our volunteers play a vital role in enhancing the lives of our residents and supporting our staff, and we are grateful for their continued dedication.



Laguna Honda: Wellness Challenge!

- ▶ In partnership with our community partners, LHH Equity and Culture department continues to promote employee well-being and connection.

1000 crane challenge
Staff make and share 1000 origami cranes to show appreciation and spread joy



21-DAY APRIL STEP CHALLENGE

ENTER TO WIN!

SCAN ME

How Does This Wellness Challenge Work:

- Track your steps for three weeks with a step counter app or device.
- At the end of every week, take a screenshot or photo of your Average Daily Steps for the week and submit it via the QR code above.
- Each weekly submission counts as one entry into the raffle. Submit all three weeks to maximize your chances!
- The raffle drawing will take place May 5th.

Step into wellness. Step into a healthier you.

21-day step challenge
Staff track and share daily steps achievements to support each other's health and well-being



Laguna Honda: Activity Therapy

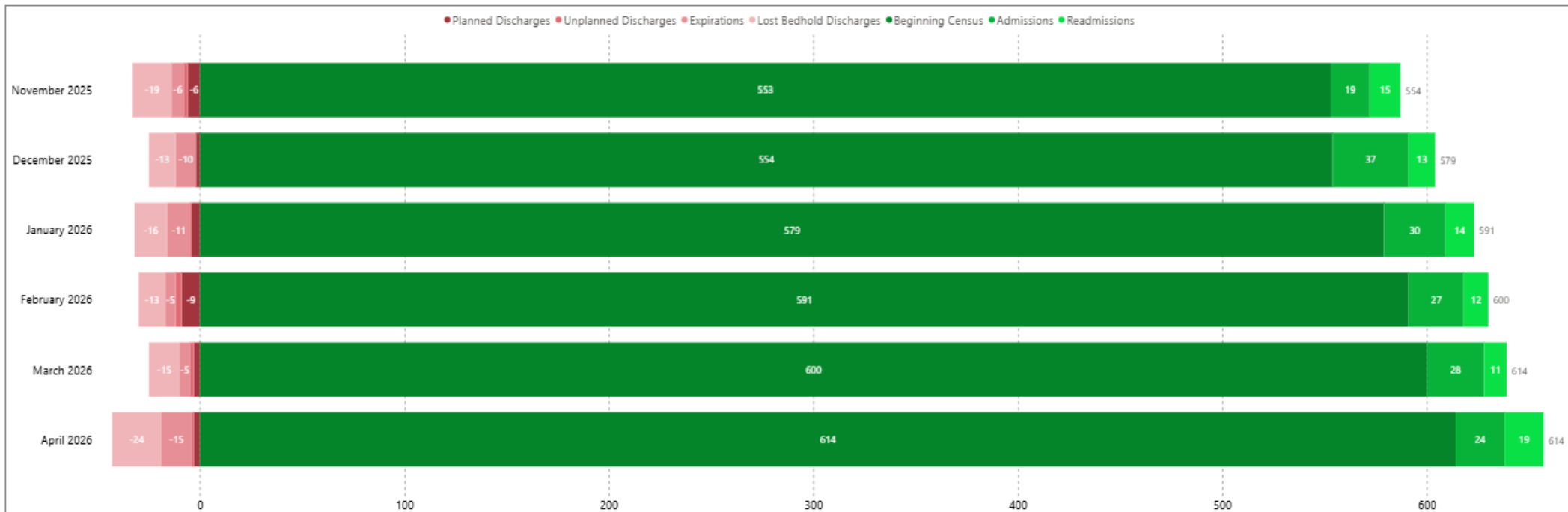
- ▶ *LHH hosted Eggs-tra Special Fun in the Therapeutic Garden for Residents.*

Residents enjoyed a lively Easter egg hunt in the Therapeutic Garden. Staff lent a hand as residents collected colorful eggs peeking out from the flower beds. The Easter Bunny and our beloved farm bunny, Cappuccino, happily greeted everyone. After the hunt, staff handed out ice cream to residents, adding a sweet finish to a cheerful springtime celebration.



State of the Hospital

State of the Hospital (Last 6 Months)



Admissions
165

Readmissions
84

Unplanned Discharges
9

Expirations
52

Planned Discharges
27

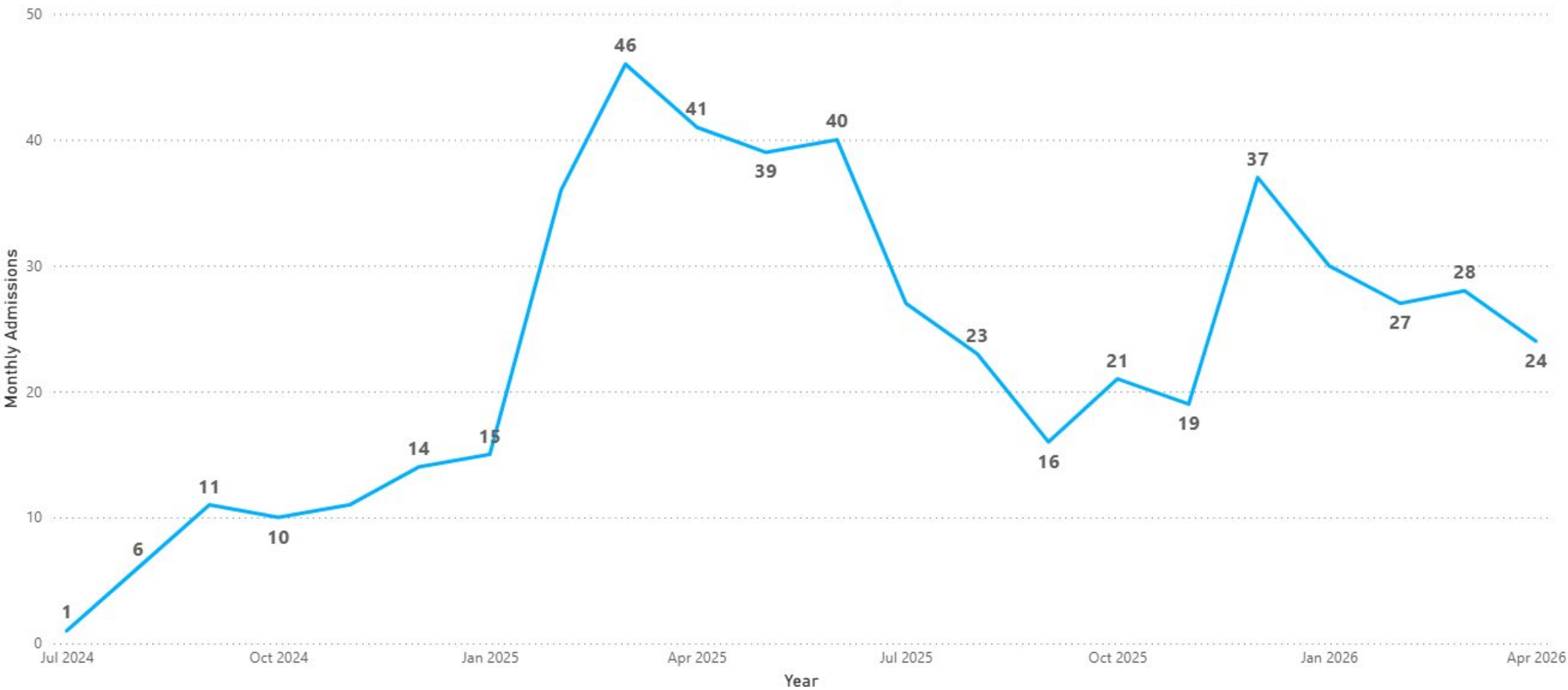
Lost Bedholds
100

Metric	November 2025	December 2025	January 2026	February 2026	March 2026	April 2026
Beginning Census	553	554	579	591	600	614
Admissions	19	37	30	27	28	24
Readmissions from Lost Bedholds	15	13	14	12	11	19
Planned Discharges	6	2	4	9	3	3
Unplanned Discharges	2	0	1	3	2	1
Expirations	6	10	11	5	5	15
Lost Bedholds	19	13	16	13	15	24
Net Flow	1	25	12	9	14	0
Ending Census	554	579	591	600	614	614



Admissions Update

New Admissions By Month



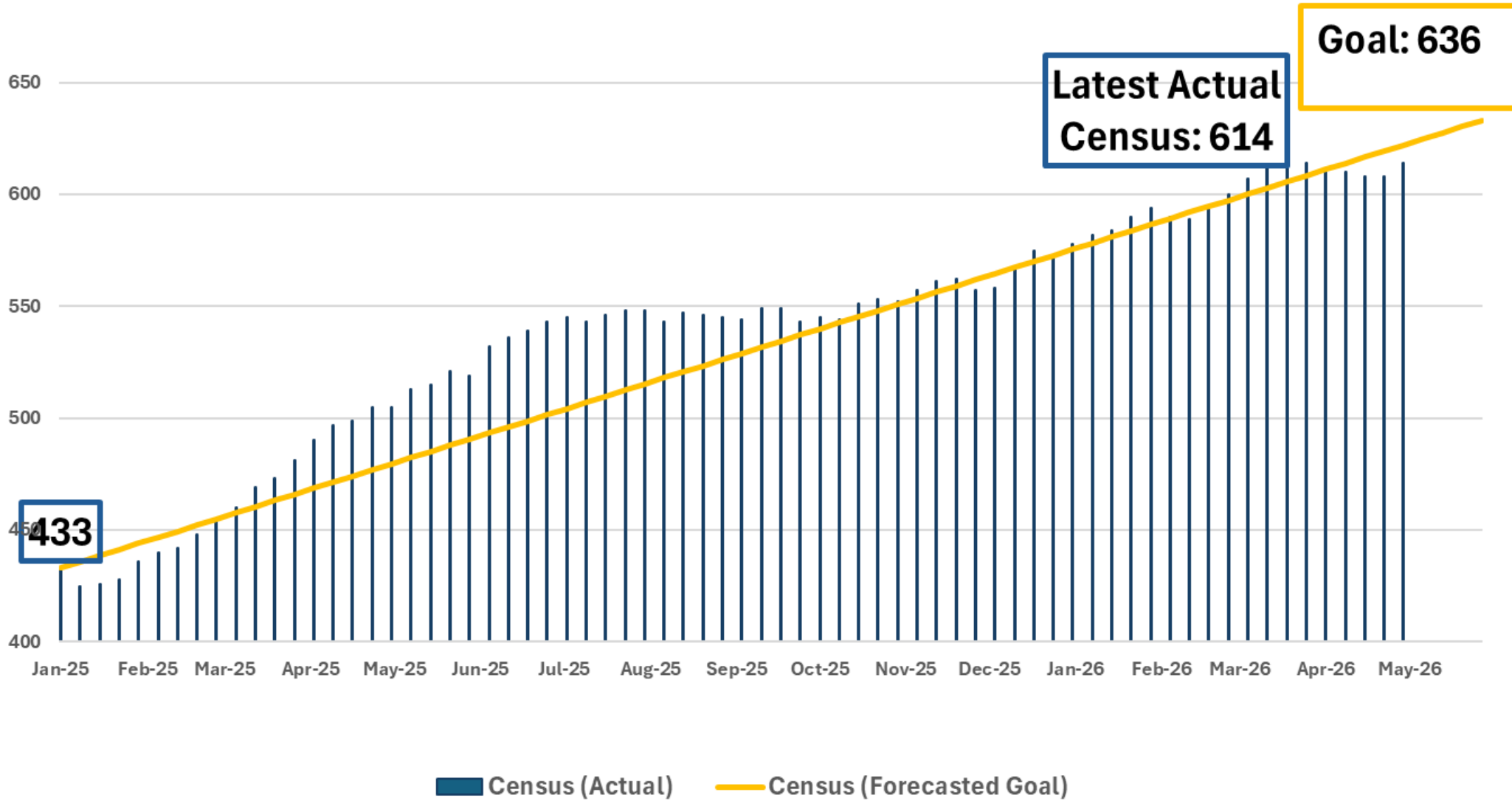
Last updated: 5/1/26



Admissions Update

Actual v. Forecasted Census Goal of 636 occupied beds by May 31, 2026.

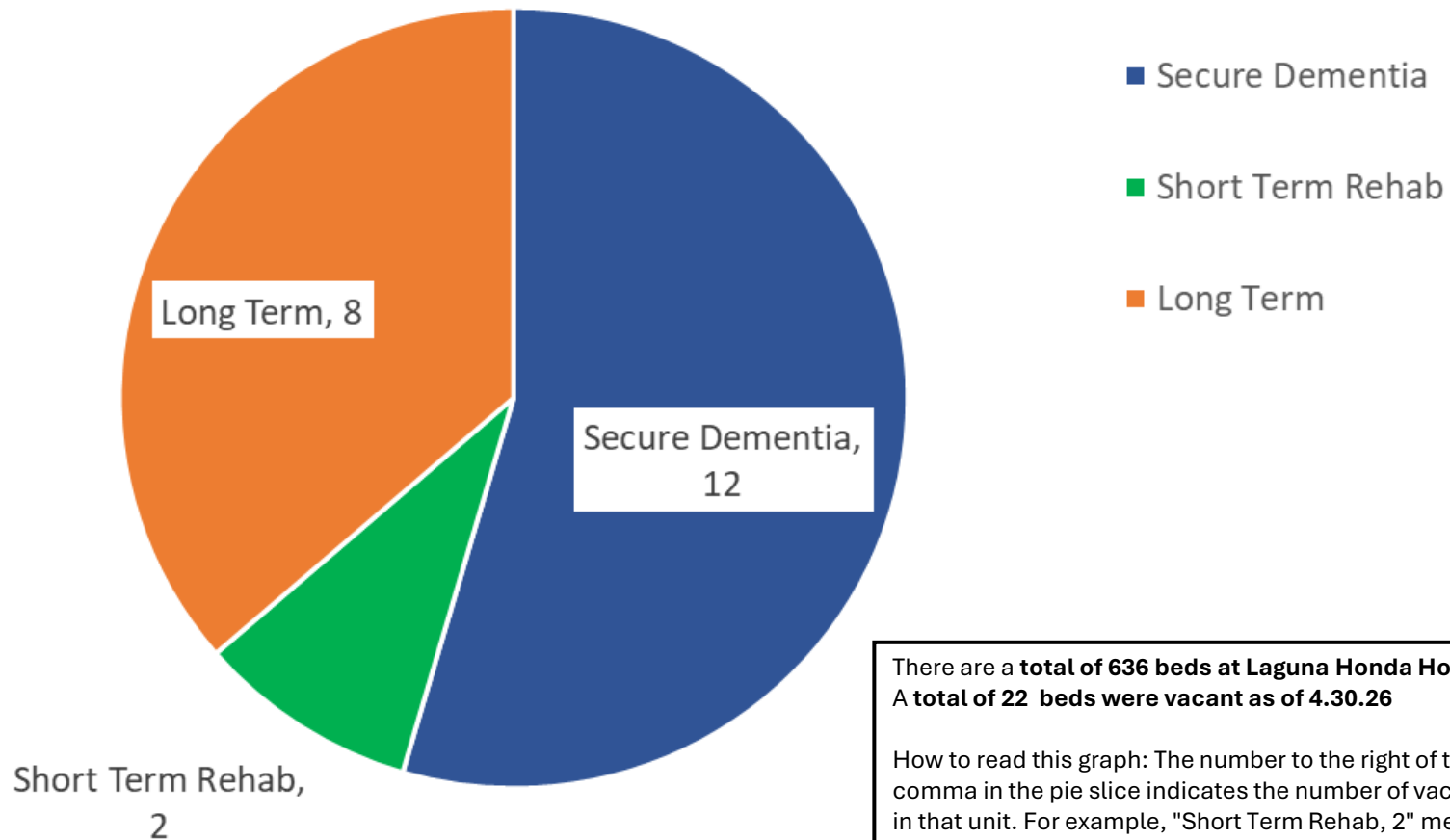
Last Updated: 5/1/26



Admissions Updates

Vacancy Report

Vacant Bed Report. Data updated 5/1/2026



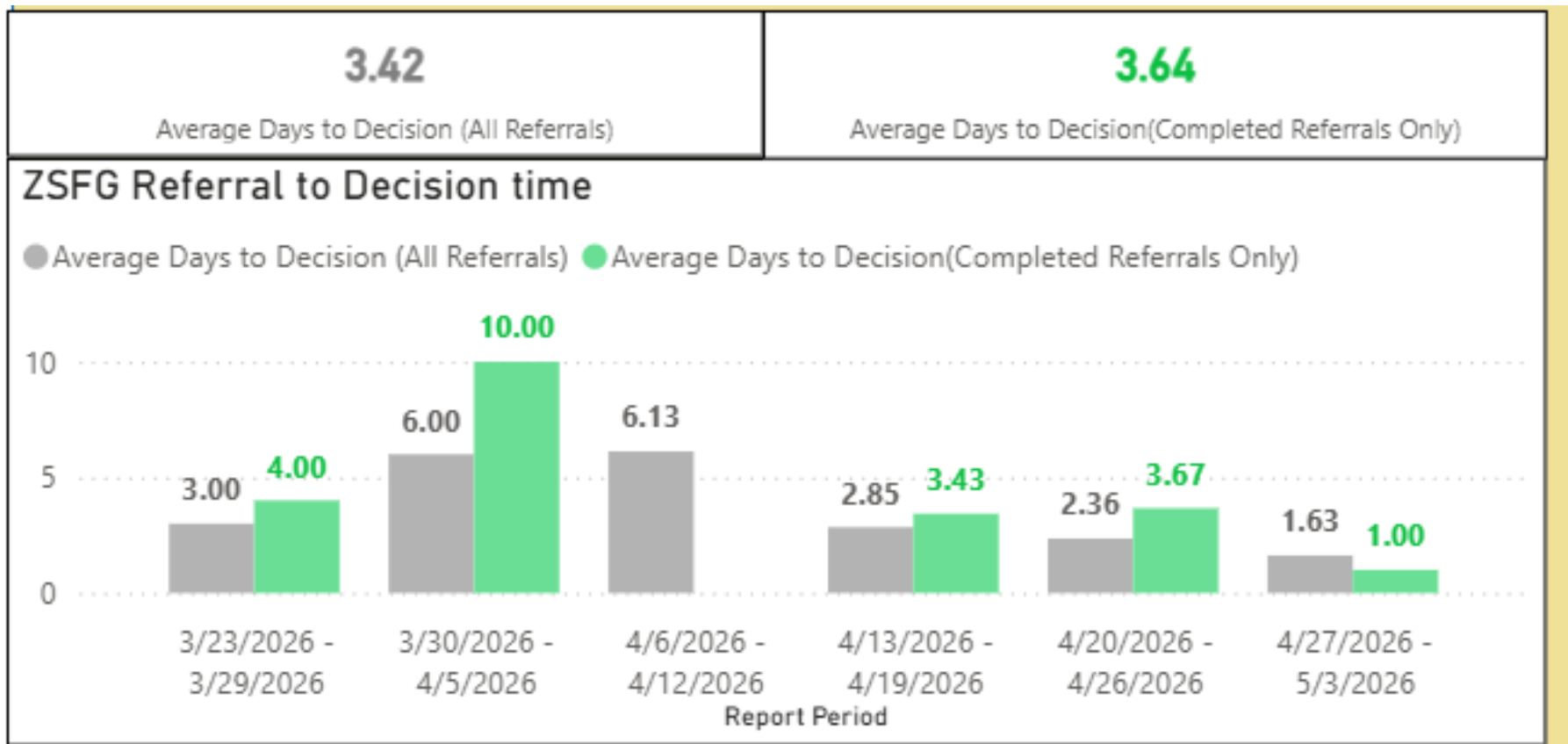
There are a **total of 636 beds at Laguna Honda Hospital.**
A **total of 22 beds were vacant as of 4.30.26**

How to read this graph: The number to the right of the comma in the pie slice indicates the number of vacant beds in that unit. For example, "Short Term Rehab, 2" means that there were 2 vacant beds on the Short Term Rehab unit



Admissions Update

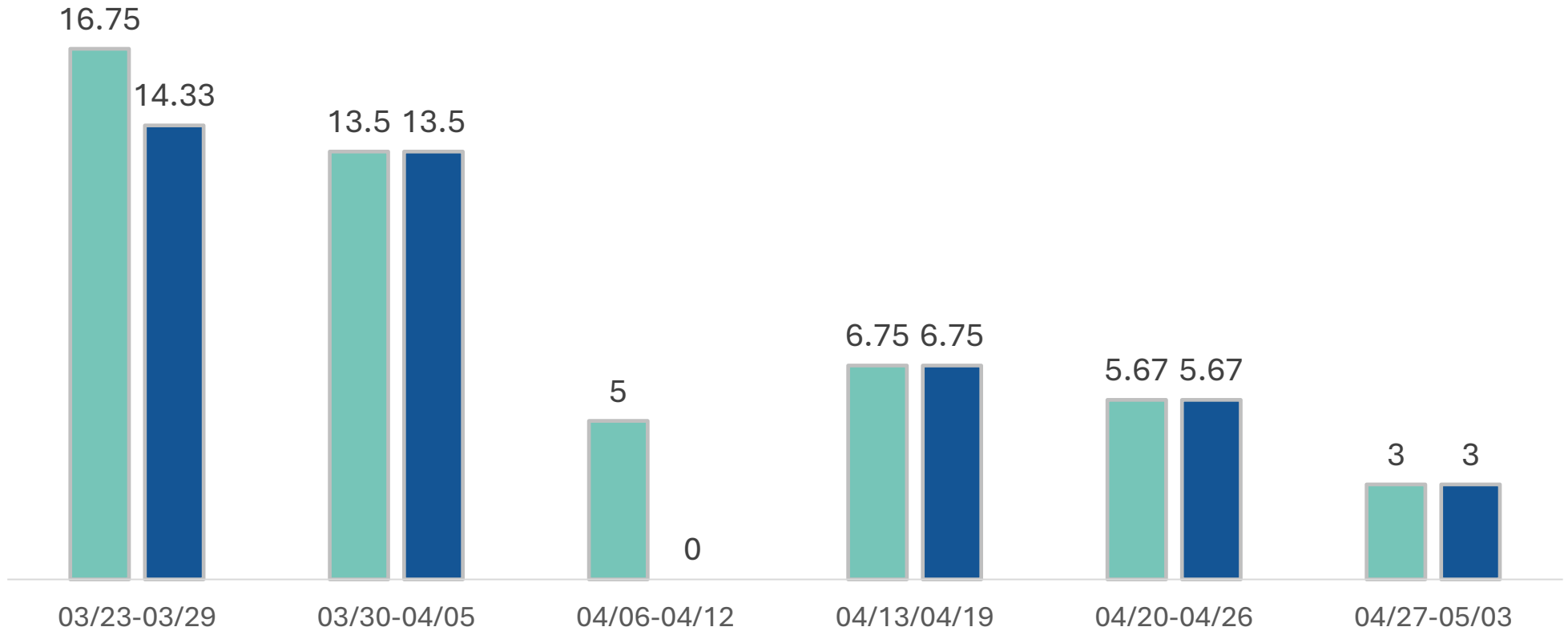
ZSFG to LHH Decision and Transfer Data



Admissions Update

Average Number of Days Between Referral Received and Admission to Laguna Honda*

March 23rd-May 3rd . 2026



■ From the Initial Referral Submission Date for Both Complete and Incomplete Referrals

■ From the Completed Referral Date



Admissions Update



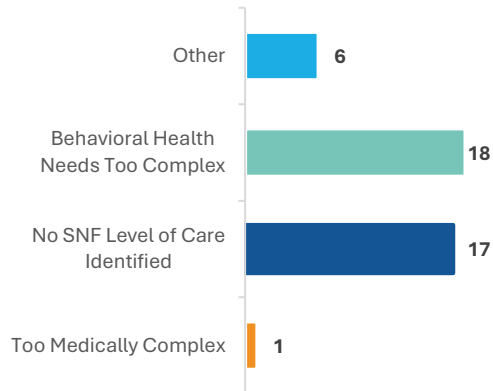
Most referrals were appropriate

April 2026 information

- Over the past six weeks, **37** referrals were denied of a total of **114** complete referrals.

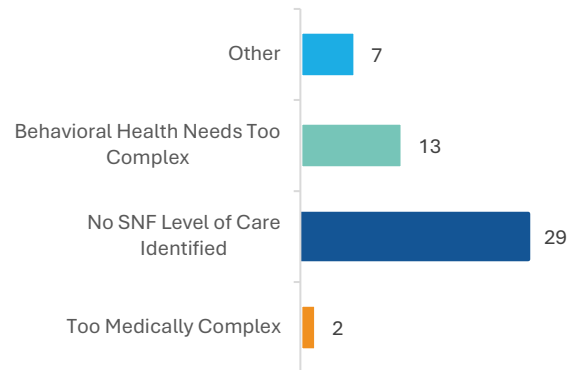
February 2026

Reason for Denied Applications
Jan. 19th-March 1st 2026



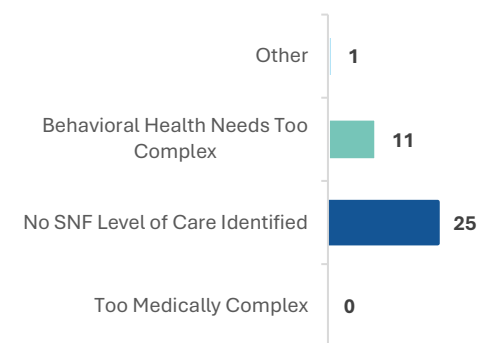
March 2026

Reason for Denied Applications
Feb. 23rd-March 31st 2026



April 2026

Reason for Denied Applications
March 23rd-May 3rd 2026

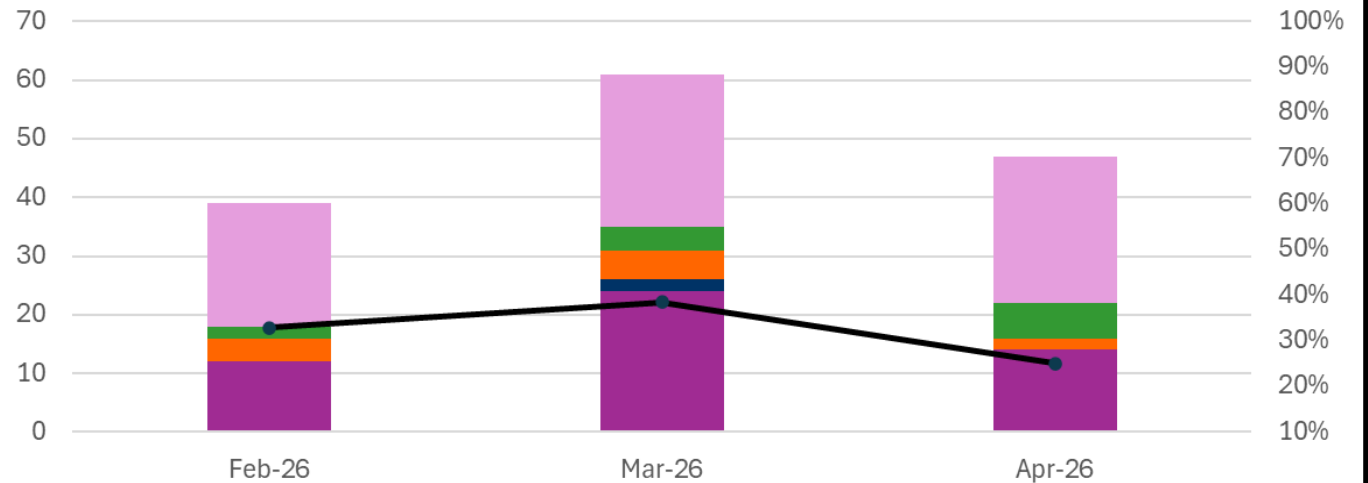


Admissions Update



Trend Line for Denials

Total Number of Referrals Received and Resulting Denials by Month. Updated 5/1/26



	Feb-26	Mar-26	Apr-26
Closed	21	26	25
Decision Pending	2	4	6
Denial - Other	4	5	2
Denial - Too Medically Complex	0	2	0
Denial - Level of Care Appropriateness	12	24	14
Denial - Behavioral Health Needs Too Complex	11	9	5
Accepted Referrals	32	34	32
Percent Denials from Total Referrals Received	33%	38%	25%

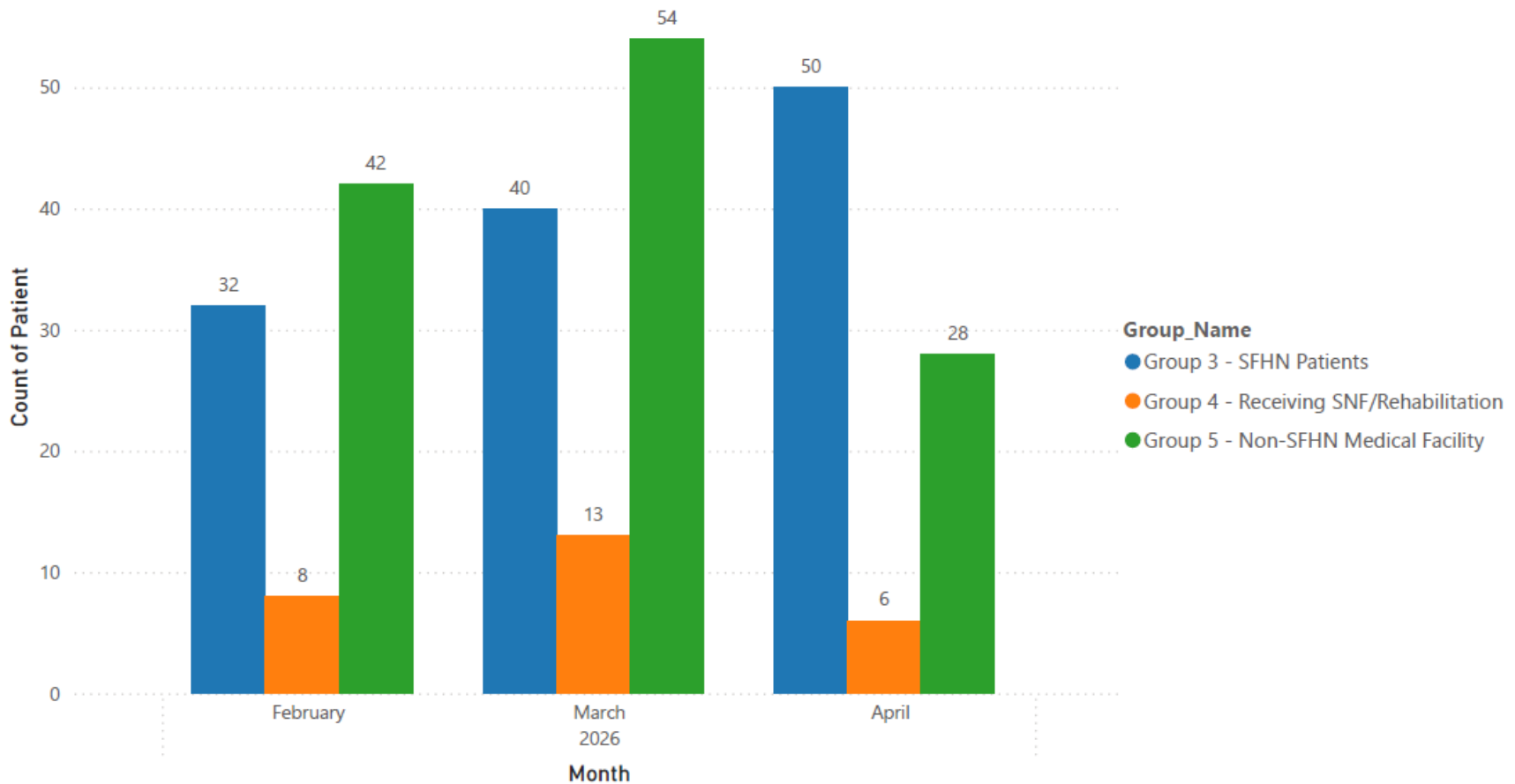
Admissions Update

Referring Organizations by Priority Group

Count of Referrals by Group

This chart shows the number of referrals received over time, by Group

Last updated: May 5, 2026



Admissions Update

Admissions Data 07/01/2024 - 04/30/2026

Admissions Data

Groups	Accepted*	Closed/With drawn	Denied	In Progress	Total
Priority #1: Former LHH Residents	6	0	2	0	8
Priority #2: Not in Medical Settings	3	1	5	0	9
Priority #3: SFHN Patients	241	129	111	2	483
Priority #4: Receiving SNF/Rehabilitation	107	25	67	1	200
Priority #5: Non-SFHN Medical Facilities	198	145	201	3	547
Total	555	300	386	6	1247

*Accepted Includes both Admitted residents and those not yet admitted but approved.





San Francisco Health Network
Laguna Honda Hospital
and Rehabilitation Center

Questions?

