

Zuckerberg San Francisco General Hospital Joint Conference Committee

Human Resources Summary Report – December 2025

Vacancy Rates: The total hospital vacancy rate for December was at 5.67% for authorized and 5.17% with attrition savings, compared to November 2025's vacancy rate of 5.97% authorized. We've hired a total of thirty-four (34) employees between December 1 and December 30, 2025, in various classifications including RNs and had three (3) separations during the same period of which zero (1) was a retirement. RN Vacancy rate is 4.76% for authorized and -2.39% with attrition savings.

Hiring Status Updates: Our HR team is continuing to center efficiency in our hiring processes as we enter 2026. One efficiency highlighted is including a more streamlined and accessible Reassignment process for Hiring Managers and 2320 staff, which will roll out January 16th. HR provided info sessions reviewing this change on December 17th and 18th and will provide two more info sessions on January 7th and 14th leading up to our launch date.

Summary of ZSFG non-RN hiring:

- One (1) 1044 IS Engineer-Principal
- One (1) 1636 Health Care Billing Clerk 2
- One (1) 1820 Junior Administrative Analyst
- One (1) 2230 Physician Specialist
- One (1) 2312 Licensed Vocational Nurse
- Three (3) 2328 Nursing Practitioners
- One (1) 2430 Medical Assistant
- Two (2) 2585 Health Worker 1s
- Two (2) 2588 Health Worker 4s
- One (1) 2597 Health Program Coordinators
- One (1) 2908 Hospital Eligibility Work Supervisor
- One (1) 2930 Behavioral Health Clinician
- One (1) 2932 Sr Behavioral Health Clinician
- One (1) 7334 Stationary Engineer

RN Hiring Status Update:

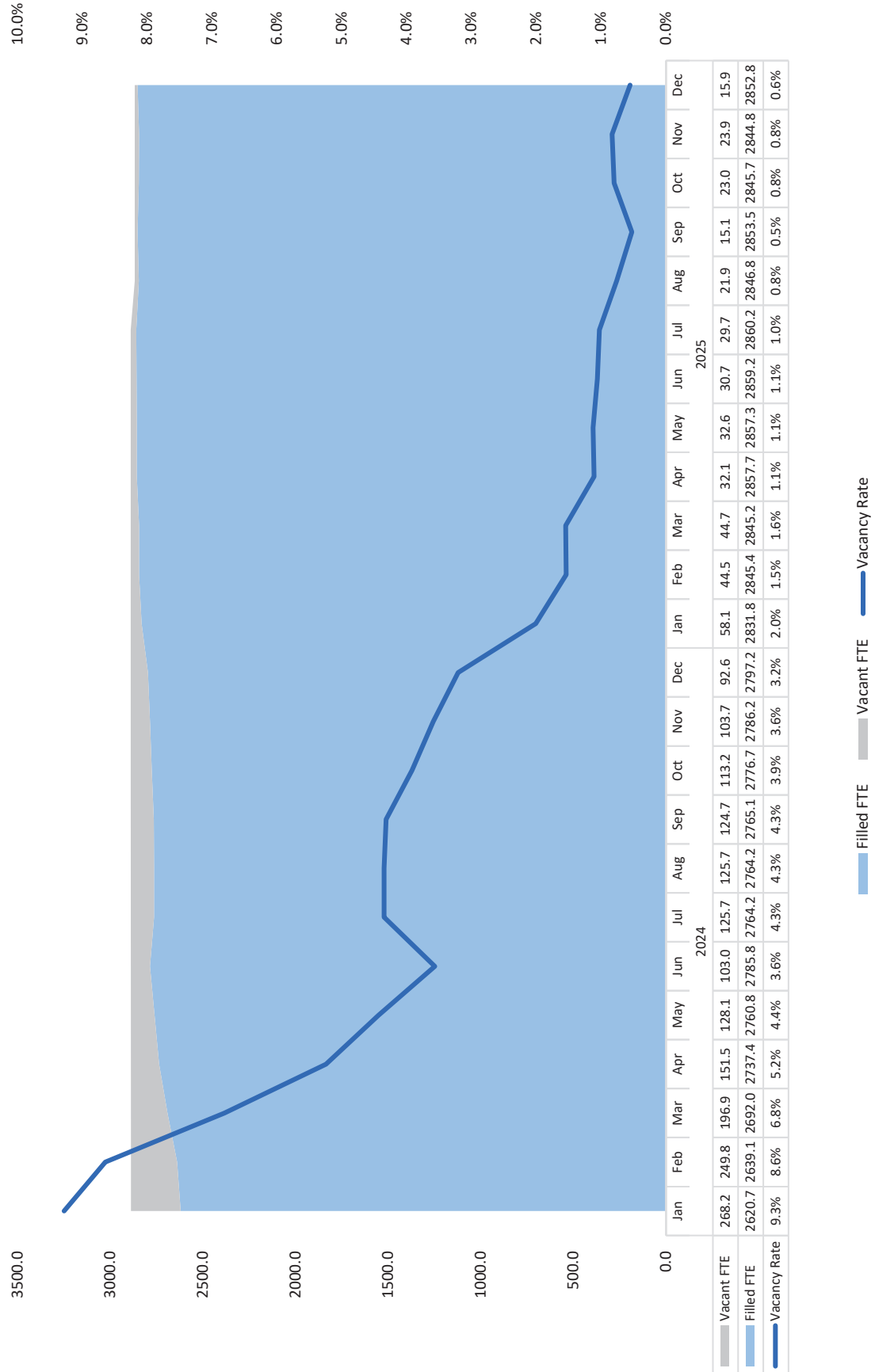
- Fifteen (15) 2320 nurses were hired at ZSFG in December, including reassignments.
- One (1) P103 Per Diem nurse was hired into ZSFG last month to address a backlog of P103 requests and to fill gaps in vacancies. We are currently working with our data analysts to incorporate additional efficiencies into our process, optimizing time to hire as well as streamlining internal work.

Summary of ZSFG RN Hiring:

- Emergency Care Unit: 1.8 FTE Vacancies (1.2% of RNs in this specialty) *with one (1) 2320 selection made with target start work date 1/17.*
- Intensive Care Unit: 0 FTE Vacancies
- Med-Surgical Unit: 6.6 FTE Vacancies (2.07% of RNs within this specialty) *with six (6) 2320 selections made with target start work dates on 1/03 and 1/16.*
- Perioperative Unit: 1.19 FTE Vacancies (1.18% RNs with this specialty). *with one (1) 2320 selection in process.*

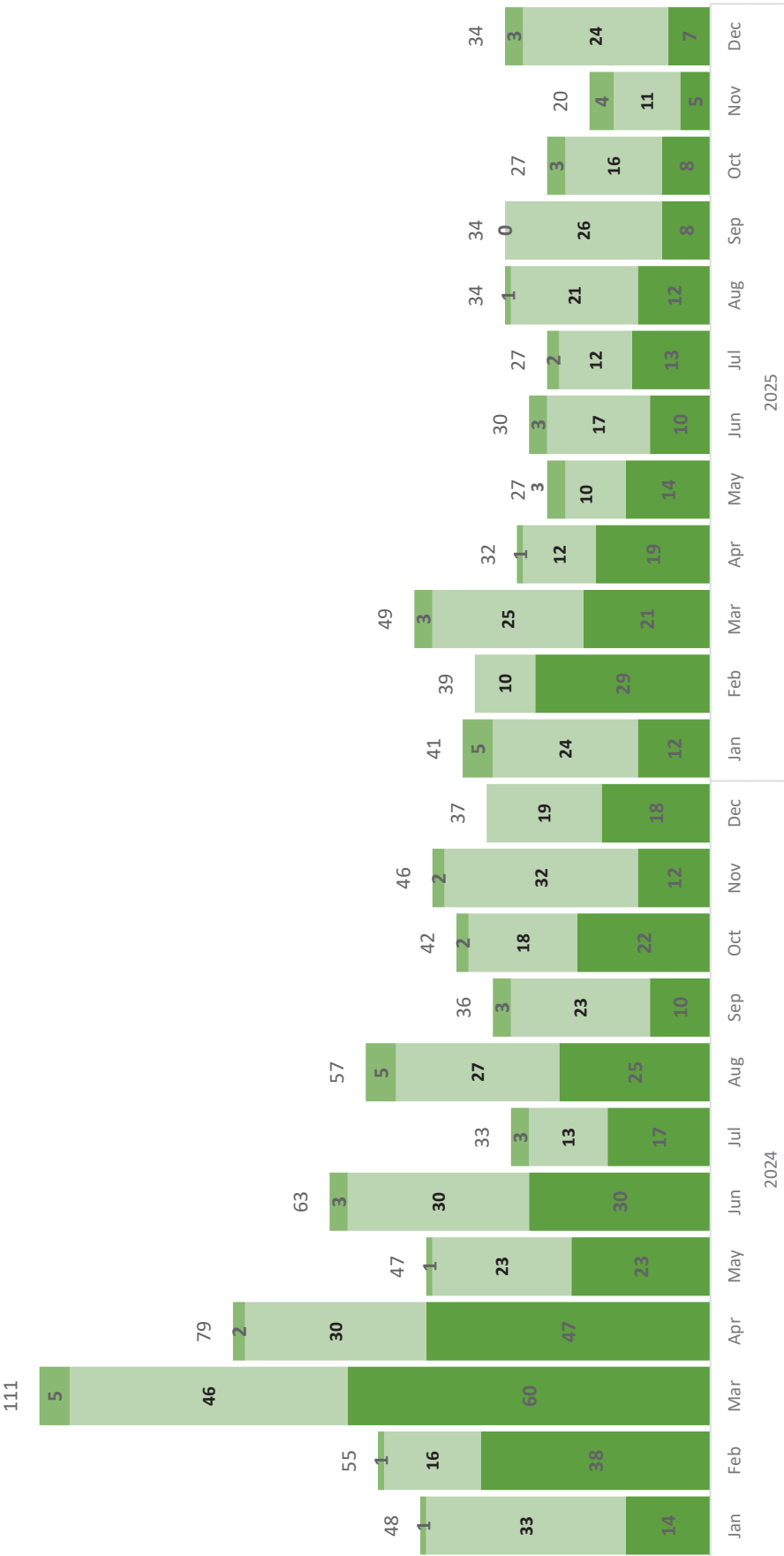
ZSFG Vacancy Trend

With Attrition Savings



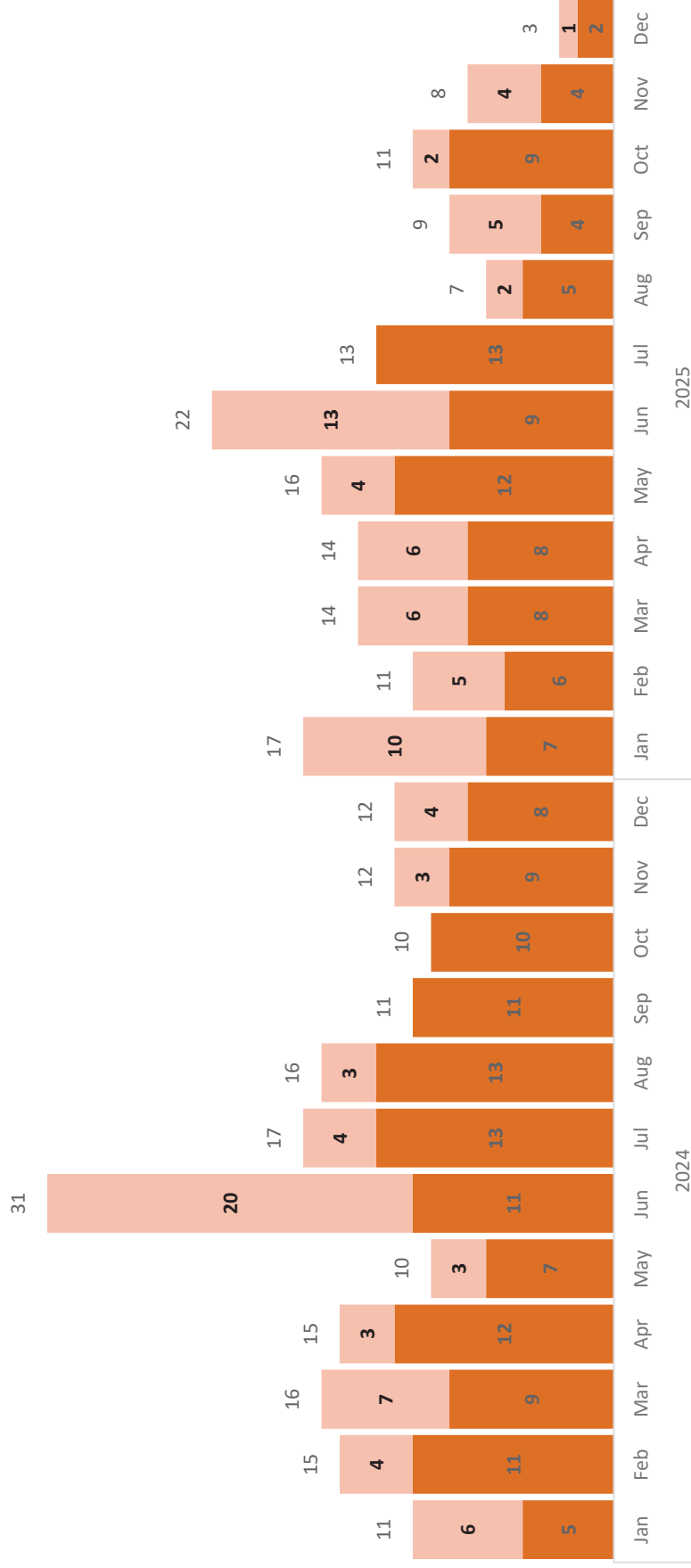
ZSFG Appointments

PCS, PEX, TCS



ZSFG Separations

PCS, PEX, TCS



■ Non-Retirements ■ Retirements

Budget Job Class	Job Title	Budgeted FTE	Utilized FTE	Vacant FTE	Vacancy Rate
2558	Senior Physical Therapist	2.00	0.00	2.00	100%
2588	Health Worker IV	1.00	0.00	1.00	100%
5177	Safety Officer	1.00	0.00	1.00	100%
9924	Public Service Aide - Health Services	1.00	0.00	1.00	100%
2585	Health Worker I	4.00	1.99	2.01	50%
2112	Medical Records Technician	4.00	2.00	2.00	50%
2202	Dental Aide	2.00	1.00	1.00	50%
2738	Porter Assistant Supervisor	2.00	1.00	1.00	50%
2924	Medical Social Work Supv	2.00	1.00	1.00	50%
1635	Health Care Billing Clerk I	5.00	3.00	2.00	40%
1652	Accountant II	5.00	3.00	2.00	40%
0941	Manager VI	3.00	1.99	1.01	34%
1404	Clerk	3.00	2.00	1.00	33%
2110	Medical Records Clerk	3.00	2.00	1.00	33%
2310	Surgical Procedures Technician	18.00	12.00	6.00	33%
7335	Sr Stationary Engineer	6.00	4.00	2.00	33%
2473	Diagnostic Medical Sonographer I, II, III	11.00	8.00	3.00	27%
2330	Anesthetist	15.28	11.40	3.88	25%
2554	Therapy Aide	4.00	3.00	1.00	25%
7524	Institution Utility Worker	4.00	3.00	1.00	25%
1654	Accountant III	5.00	4.00	1.00	20%
1824	Principal Administrative Analyst	5.00	4.00	1.00	20%
2119	Health Care Analyst	15.00	12.00	3.00	20%
2930	Behavioral Health Clinician	10.30	8.30	2.00	19%
2305	Psychiatric Technician	46.40	38.40	8.00	17%
2472	Radiologic Technologist Lead	5.80	4.80	1.00	17%
2586	Health Worker II	35.50	29.50	6.00	17%
2323	Clinical Nurse Specialist	12.00	10.00	2.00	17%
2312	Licensed Vocational Nurse	46.41	39.61	6.80	15%
0923	Manager II	7.00	6.00	1.00	14%
1663	Patient Accounts Supervisor	7.00	6.00	1.00	14%
2453	Supervising Pharmacist	7.00	6.00	1.00	14%
2903	Hospital Eligibility Worker	98.40	86.10	12.30	13%
2920	Medical Social Worker	34.85	30.85	4.00	11%
2325	Nurse Midwife	4.44	3.94	0.50	11%
2587	Health Worker III	23.52	20.99	2.53	11%
1636	Health Care Billing Clerk II	21.00	19.00	2.00	10%
2593	Health Program Coordinator III	11.00	10.00	1.00	9%
2324	Nursing Supervisor	11.01	10.01	1.00	9%
2328	Nurse Practitioner	73.28	67.18	6.10	8%
2471	Radiologic Technologist I, II, III	73.70	68.00	5.70	8%

Budget Job Class	Job Title	Budgeted FTE	Utilized FTE	Vacant FTE	Vacancy Rate
2908	Senior Hospital Eligibility Worker	67.00	62.00	5.00	7%
1428	Unit Clerk	43.80	40.80	3.00	7%
2618	Food Service Supervisor	7.50	7.00	0.50	7%
2450	Pharmacist	30.50	28.50	2.00	7%
2424	X-Ray Laboratory Aide	33.50	31.50	2.00	6%
2604	Food Service Worker	52.60	49.50	3.10	6%
2322	Nurse Manager	35.00	33.00	2.00	6%
2409	Pharmacy Technician	57.00	54.00	3.00	5%
1708	Senior Telephone Operator	11.00	10.50	0.50	5%
2556	Physical Therapist	24.40	23.40	1.00	4%
2736	Porter	189.50	182.10	7.40	4%
7334	Stationary Engineer	26.00	25.00	1.00	4%
2454	Clinical Pharmacist	29.50	28.50	1.00	3%
2430	Medical Evaluations Assistant	123.45	119.55	3.90	3%
2320	Registered Nurse	1,074.86	1,048.07	26.79	2%
2303	Patient Care Assistant	190.00	185.49	4.51	2%

Budget Job Class	Job Title	Vacancy Rate	Utilized FTE	Vacant FTE	Notes	Est. Timeline (days)
2558	Senior Physical Therapist	100%	0.0	2.0	Interviews in progress/Pending Selection	30 days
2588	Health Worker IV	100%	0.0	1.0	Interviews in progress/Pending Selection	30 days
5177	Safety Officer	100%	0.0	1.0	Pending Requisition Request by Hiring Manager	30 days
9924	Public Service Aide - Health Services	100%	0.0	1.0	Pending Requisition Request by Hiring Manager	30 days
2585	Health Worker I	50%	2.0	2.0	Interviews in progress/Pending Selection	30 days
2112	Medical Records Technician	50%	2.0	2.0	Pending Announcement/Exam Administration	60-90 days
2202	Dental Aide	50%	1.0	1.0	Onboarding	10-20 days
2738	Porter Assistant Supervisor	50%	1.0	1.0	Pending Requisition Request by Hiring Manager	30 days
2924	Medical Social Work Supv	50%	1.0	1.0	Pending Requisition Request by Hiring Manager	30 days
1635	Health Care Billing Clerk I	40%	3.0	2.0	Pending Requisition approval	5-10 days
1652	Accountant II	40%	3.0	2.0	Pending Requisition approval	5-10 days
0941	Manager VI	34%	2.0	1.0	Interviews in progress/Pending Selection	30 days
1404	Clerk	33%	2.0	1.0	Interviews in progress/Pending Selection	30 days
2110	Medical Records Clerk	33%	2.0	1.0	Interviews in progress/Pending Selection	30 days
2310	Surgical Procedures Technician	33%	12.0	6.0	Interviews in progress/Pending Selection	30 days
7335	Sr Stationary Engineer	33%	4.0	2.0	Pending Requisition approval	5-10 days
2473	Diagnostic Medical Sonographer I, II, III	27%	8.0	3.0	Interviews in progress/Pending Selection	30 days
2330	Anesthetist	25%	11.4	3.9	Pending Announcement/Exam Administration	60-90 days
2554	Therapy Aide	25%	3.0	1.0	Pending Requisition Request by Hiring Manager	30 days
7524	Institution Utility Worker	25%	3.0	1.0	Onboarding	10-20 days
1654	Accountant III	20%	4.0	1.0	Pending Announcement/Exam Administration	60-90 days
1824	Principal Administrative Analyst	20%	4.0	1.0	Interviews in progress/Pending Selection	30 days
2119	Health Care Analyst	20%	12.0	3.0	Pending Announcement/Exam Administration	60-90 days
2930	Behavioral Health Clinician	19%	8.3	2.0	Interviews in progress/Pending Selection	30 days
2305	Psychiatric Technician	17%	38.4	8.0	Interviews in progress/Pending Selection	30 days
2472	Radiologic Technologist Lead	17%	4.8	1.0	Pending Requisition approval	5-10 days
2586	Health Worker II	17%	29.5	6.0	Interviews in progress/Pending Selection	30 days
2323	Clinical Nurse Specialist	17%	10.0	2.0	Onboarding	10-20 days
2312	Licensed Vocational Nurse	15%	39.6	6.8	Pending Announcement/Exam Administration	60-90 days
0923	Manager II	14%	6.0	1.0	Onboarding	10-20 days
1663	Patient Accounts Supervisor	14%	6.0	1.0	Interviews in progress/Pending Selection	30 days
2453	Supervising Pharmacist	14%	6.0	1.0	Pending Announcement/Exam Administration	60-90 days
2903	Hospital Eligibility Worker	13%	86.1	12.3	Interviews in progress/Pending Selection	30 days
2920	Medical Social Worker	11%	30.9	4.0	Onboarding	10-20 days
2325	Nurse Midwife	11%	3.9	0.5	Pending Announcement/Exam Administration	60-90 days
2587	Health Worker III	11%	21.0	2.5	Interviews in progress/Pending Selection	30 days

Budget Job Class	Job Title	Budgeted FTE	Utilized FTE	Vacant FTE	Vacancy Rate
2558	Senior Physical Therapist	2.00	0.00	2.00	100%
2588	Health Worker IV	1.00	0.00	1.00	100%
5177	Safety Officer	1.00	0.00	1.00	100%
9924	Public Service Aide - Health Services	1.00	0.00	1.00	100%
0941	Manager VI	3.00	1.00	2.00	67%
2112	Medical Records Technician	4.00	2.00	2.00	50%
2202	Dental Aide	2.00	1.00	1.00	50%
2392	Senior Sterile Processing and Distribution Technician	2.00	1.00	1.00	50%
2551	MH Treatment Specialist	2.00	1.00	1.00	50%
2591	Health Program Coordinator II	2.00	1.00	1.00	50%
2738	Porter Assistant Supervisor	2.00	1.00	1.00	50%
2924	Medical Social Work Supv	2.00	1.00	1.00	50%
1635	Health Care Billing Clerk I	5.00	3.00	2.00	40%
1652	Accountant II	5.00	3.00	2.00	40%
2496	Radiologic Technologist Supv	5.00	3.00	2.00	40%
1404	Clerk	3.00	2.00	1.00	33%
2110	Medical Records Clerk	3.00	2.00	1.00	33%
2310	Surgical Procedures Technician	18.00	12.00	6.00	33%
7335	Sr Stationary Engineer	6.00	4.00	2.00	33%
2930	Behavioral Health Clinician	10.30	7.30	3.00	29%
2330	Anesthetist	15.28	11.40	3.88	25%
2585	Health Worker I	4.00	2.99	1.01	25%
2554	Therapy Aide	4.00	3.00	1.00	25%
7524	Institution Utility Worker	4.00	3.00	1.00	25%
1654	Accountant III	5.00	4.00	1.00	20%
1824	Principal Administrative Analyst	5.00	4.00	1.00	20%
2119	Health Care Analyst	15.00	12.00	3.00	20%
2654	Cook	10.00	8.00	2.00	20%
2473	Diagnostic Medical Sonographer I, II, III	11.00	9.00	2.00	18%
2305	Psychiatric Technician	46.40	38.40	8.00	17%
2323	Clinical Nurse Specialist	12.00	10.00	2.00	17%
2324	Nursing Supervisor	12.00	10.00	2.00	17%
2542	Speech Pathologist	5.00	4.20	0.80	16%
2903	Hospital Eligibility Worker	98.40	84.10	14.30	15%
0923	Manager II	7.00	6.00	1.00	14%
1663	Patient Accounts Supervisor	7.00	6.00	1.00	14%
2453	Supervising Pharmacist	7.00	6.00	1.00	14%
2586	Health Worker II	35.50	30.50	5.00	14%
2328	Nurse Practitioner	73.28	63.88	9.40	13%
2312	Licensed Vocational Nurse	46.41	40.51	5.90	13%
0931	Manager III	8.00	7.00	1.00	13%

Budget Job Class	Job Title	Budgeted FTE	Utilized FTE	Vacant FTE	Vacancy Rate
2920	Medical Social Worker	34.85	30.85	4.00	11%
2325	Nurse Midwife	4.44	3.94	0.50	11%
1636	Health Care Billing Clerk II	21.00	19.00	2.00	10%
2593	Health Program Coordinator III	11.00	10.00	1.00	9%
2604	Food Service Worker	52.60	49.00	3.60	7%
2618	Food Service Supervisor	7.50	7.00	0.50	7%
2450	Pharmacist	30.50	28.50	2.00	7%
2587	Health Worker III	23.52	21.99	1.53	7%
2471	Radiologic Technologist I, II, III	73.70	69.00	4.70	6%
2424	X-Ray Laboratory Aide	33.50	31.50	2.00	6%
2322	Nurse Manager	35.00	33.00	2.00	6%
2409	Pharmacy Technician	57.00	54.00	3.00	5%
1428	Unit Clerk	43.80	41.80	2.00	5%
1708	Senior Telephone Operator	11.00	10.50	0.50	5%
2556	Physical Therapist	24.40	23.40	1.00	4%
2430	Medical Evaluations Assistant	123.45	118.55	4.90	4%
2736	Porter	189.50	182.10	7.40	4%
7334	Stationary Engineer	26.00	25.00	1.00	4%
2908	Senior Hospital Eligibility Worker	67.00	65.00	2.00	3%
2320	Registered Nurse	1,074.86	1,044.86	30.00	3%
2303	Patient Care Assistant	190.00	186.39	3.61	2%

Budget Job Class	Job Title	Vacancy Rate	Utilized FTE	Vacant FTE	Notes	Est. Timeline (days)
2558	Senior Physical Therapist	100%	0.0	2.0	Interviews in progress/Pending Selection	30 days
2588	Health Worker IV	100%	0.0	1.0	Onboarding	10-20 days
5177	Safety Officer	100%	0.0	1.0	Pending Requisition Request by Hiring Manager	30 days
9924	Public Service Aide - Health Services	100%	0.0	1.0	Pending Requisition Request by Hiring Manager	30 days
0941	Manager VI	67%	1.0	2.0	Onboarding	10-20 days
2112	Medical Records Technician	50%	2.0	2.0	Pending Announcement/Exam Administration	60-90 days
2202	Dental Aide	50%	1.0	1.0	Interviews in progress/Pending Selection	30 days
2392	Senior Sterile Processing and Distribution Technician	50%	1.0	1.0	Pending Requisition Request by Hiring Manager	30 days
2551	MH Treatment Specialist	50%	1.0	1.0	Interviews in progress/Pending Selection	30 days
2591	Health Program Coordinator II	50%	1.0	1.0	Onboarding	10-20 days
2738	Porter Assistant Supervisor	50%	1.0	1.0	Pending Requisition Request by Hiring Manager	30 days
2924	Medical Social Work Supv	50%	1.0	1.0	Pending Announcement/Exam Administration	60-90 days
1635	Health Care Billing Clerk I	40%	3.0	2.0	Pending Requisition Request by Hiring Manager	30 days
1652	Accountant II	40%	3.0	2.0	Pending Requisition approval	5-10 days
2496	Radiologic Technologist Supv	40%	3.0	2.0	Onboarding	10-20 days
1404	Clerk	33%	2.0	1.0	Pending Announcement/Exam Administration	60-90 days
2110	Medical Records Clerk	33%	2.0	1.0	Onboarding	10-20 days
2310	Surgical Procedures Technician	33%	12.0	6.0	Interviews in progress/Pending Selection	30 days
7335	Sr Stationary Engineer	33%	4.0	2.0	Pending Requisition Request by Hiring Manager	30 days
2930	Behavioral Health Clinician	29%	7.3	3.0	Interviews in progress/Pending Selection	30 days
2330	Anesthetist	25%	11.4	3.9	Onboarding	10-20 days
2585	Health Worker I	25%	3.0	1.0	Interviews in progress/Pending Selection	30 days
2554	Therapy Aide	25%	3.0	1.0	Pending Requisition Request by Hiring Manager	30 days
7524	Institution Utility Worker	25%	3.0	1.0	Pending Requisition approval	5-10 days
1654	Accountant III	20%	4.0	1.0	Pending Requisition approval	5-10 days
1824	Principal Administrative Analyst	20%	4.0	1.0	Interviews in progress/Pending Selection	30 days
2119	Health Care Analyst	20%	12.0	3.0	Pending Requisition approval	5-10 days
2654	Cook	20%	8.0	2.0	Interviews in progress/Pending Selection	30 days
2473	Diagnostic Medical Sonographer I, II, III	18%	9.0	2.0	Interviews in progress/Pending Selection	30 days
2305	Psychiatric Technician	17%	38.4	8.0	Interviews in progress/Pending Selection	30 days
2323	Clinical Nurse Specialist	17%	10.0	2.0	Onboarding	10-20 days
2324	Nursing Supervisor	17%	10.0	2.0	Interviews in progress/Pending Selection	30 days
2542	Speech Pathologist	16%	4.2	0.8	Onboarding	10-20 days
2903	Hospital Eligibility Worker	15%	84.1	14.3	Interviews in progress/Pending Selection	30 days
0923	Manager II	14%	6.0	1.0	Interviews in progress/Pending Selection	30 days
1663	Patient Accounts Supervisor	14%	6.0	1.0	Interviews in progress/Pending Selection	30 days
2453	Supervising Pharmacist	14%	6.0	1.0	Pending Requisition approval	5-10 days
2586	Health Worker II	14%	30.5	5.0	Interviews in progress/Pending Selection	30 days
2328	Nurse Practitioner	13%	63.9	9.4	Interviews in progress/Pending Selection	30 days
2312	Licensed Vocational Nurse	13%	40.5	5.9	Pending Requisition Request by Hiring Manager	30 days
0931	Manager III	13%	7.0	1.0	Pending Requisition approval	5-10 days

Budget Job Class	Job Title	Vacancy Rate	Utilized FTE	Vacant FTE	Notes	Est. Timeline (days)
2920	Medical Social Worker	11%	30.9	4.0	Onboarding	10-20 days
2325	Nurse Midwife	11%	3.9	0.5	Pending Requisition approval	5-10 days

Budget Job Class	Job Title	Budgeted FTE	Utilized FTE	Vacant FTE	Vacancy Rate
2588	Health Worker IV	1.00	0.00	1.00	100%
9924	Public Service Aide - Health Services	1.00	0.00	1.00	100%
0941	Manager VI	3.00	1.00	2.00	67%
2112	Medical Records Technician	4.00	2.00	2.00	50%
2202	Dental Aide	2.00	1.00	1.00	50%
2392	Senior Sterile Processing and Distribution Technician	2.00	1.00	1.00	50%
2551	MH Treatment Specialist	2.00	1.00	1.00	50%
2558	Senior Physical Therapist	2.00	1.00	1.00	50%
2591	Health Program Coordinator II	2.00	1.00	1.00	50%
2738	Porter Assistant Supervisor	2.00	1.00	1.00	50%
2924	Medical Social Work Supv	2.00	1.00	1.00	50%
1635	Health Care Billing Clerk I	5.00	3.00	2.00	40%
1654	Accountant III	5.00	3.00	2.00	40%
2496	Radiologic Technologist Supv	5.00	3.00	2.00	40%
1404	Clerk	3.00	2.00	1.00	33%
2110	Medical Records Clerk	3.00	2.00	1.00	33%
7335	Sr Stationary Engineer	6.00	4.00	2.00	33%
2930	Behavioral Health Clinician	10.30	7.30	3.00	29%
2585	Health Worker I	4.00	2.99	1.01	25%
2554	Therapy Aide	4.00	3.00	1.00	25%
7524	Institution Utility Worker	4.00	3.00	1.00	25%
2330	Anesthetist	15.28	11.50	3.78	25%
2325	Nurse Midwife	4.44	3.44	1.00	23%
2310	Surgical Procedures Technician	18.00	14.00	4.00	22%
1652	Accountant II	5.00	4.00	1.00	20%
1824	Principal Administrative Analyst	5.00	4.00	1.00	20%
2654	Cook	10.00	8.00	2.00	20%
2473	Diagnostic Medical Sonographer I, II, III	11.00	9.00	2.00	18%
2305	Psychiatric Technician	46.40	38.40	8.00	17%
2323	Clinical Nurse Specialist	12.00	10.00	2.00	17%
2324	Nursing Supervisor	12.00	10.00	2.00	17%
2542	Speech Pathologist	5.00	4.20	0.80	16%
0923	Manager II	7.00	6.00	1.00	14%
1663	Patient Accounts Supervisor	7.00	6.00	1.00	14%
2453	Supervising Pharmacist	7.00	6.00	1.00	14%
2586	Health Worker II	35.50	30.50	5.00	14%
2903	Hospital Eligibility Worker	98.40	85.10	13.30	14%
2119	Health Care Analyst	15.00	13.00	2.00	13%
2328	Nurse Practitioner	73.28	63.88	9.40	13%
2312	Licensed Vocational Nurse	46.41	40.51	5.90	13%
0931	Manager III	8.00	7.00	1.00	13%

Budget Job Class	Job Title	Budgeted FTE	Utilized FTE	Vacant FTE	Vacancy Rate
1632	Senior Account Clerk	8.00	7.00	1.00	13%
1636	Health Care Billing Clerk II	21.00	19.00	2.00	9.52%
2593	Health Program Coordinator III	11.00	10.00	1.00	9%
2920	Medical Social Worker	34.85	31.85	3.00	9%
2604	Food Service Worker	52.60	48.50	4.10	8%
2471	Radiologic Technologist I, II, III	73.70	68.70	5.00	7%
2618	Food Service Supervisor	7.50	7.00	0.50	7%
2322	Nurse Manager	35.00	33.00	2.00	6%
2409	Pharmacy Technician	57.00	54.00	3.00	5%
1428	Unit Clerk	43.80	41.80	2.00	5%
1708	Senior Telephone Operator	11.00	10.50	0.50	5%
2587	Health Worker III	23.52	22.51	1.01	4%
2556	Physical Therapist	24.40	23.40	1.00	4%
1406	Senior Clerk	25.00	24.00	1.00	4%
2430	Medical Evaluations Assistant	123.45	118.55	4.90	4%
7334	Stationary Engineer	26.00	25.00	1.00	4%
2320	Registered Nurse	1,074.86	1,038.46	36.40	3%
2736	Porter	189.50	183.10	6.40	3%
2450	Pharmacist	30.50	29.50	1.00	3%
2424	X-Ray Laboratory Aide	33.50	32.50	1.00	3%
2908	Senior Hospital Eligibility Worker	67.00	65.00	2.00	3%
2303	Patient Care Assistant	190.00	186.39	3.61	1.90%

Budget Job Class	Job Title	Vacancy Rate	Utilized FTE	Vacant FTE	Notes	Est. Timeline (days)
2588	Health Worker IV	100%	0.0	1.0	Interviews in progress/Pending Selection	30 days
9924	Public Service Aide - Health Services	100%	0.0	1.0	Pending Requisition Request by Hiring Manager	30 days
0941	Manager VI	67%	1.0	2.0	Interviews in progress/Pending Selection	30 days
2112	Medical Records Technician	50%	2.0	2.0	Onboarding	10-20 days
2202	Dental Aide	50%	1.0	1.0	Interviews in progress/Pending Selection	30 days
2392	Senior Sterile Processing and Distribution	50%	1.0	1.0	Onboarding	10-20 days
2551	MH Treatment Specialist	50%	1.0	1.0	Pending Announcement/Exam Administration	60-90 days
2558	Senior Physical Therapist	50%	1.0	1.0	Interviews in progress/Pending Selection	30 days
2591	Health Program Coordinator II	50%	1.0	1.0	Interviews in progress/Pending Selection	30 days
2738	Porter Assistant Supervisor	50%	1.0	1.0	Pending Requisition Request by Hiring Manager	30 days
2924	Medical Social Work Supv	50%	1.0	1.0	Pending Announcement/Exam Administration	60-90 days
1635	Health Care Billing Clerk I	40%	3.0	2.0	Pending Requisition Request by Hiring Manager	30 days
1654	Accountant III	40%	3.0	2.0	Pending Requisition approval	5-10 days
2496	Radiologic Technologist Supv	40%	3.0	2.0	Pending Announcement/Exam Administration	60-90 days
1404	Clerk	33%	2.0	1.0	Pending Announcement/Exam Administration	60-90 days
2110	Medical Records Clerk	33%	2.0	1.0	Interviews in progress/Pending Selection	30 days
7335	Sr Stationary Engineer	33%	4.0	2.0	Pending Requisition approval	5-10 days
2930	Behavioral Health Clinician	29%	7.3	3.0	Interviews in progress/Pending Selection	30 days
2585	Health Worker I	25%	3.0	1.0	Interviews in progress/Pending Selection	30 days
2554	Therapy Aide	25%	3.0	1.0	Pending Requisition Request by Hiring Manager	30 days
7524	Institution Utility Worker	25%	3.0	1.0	Pending Requisition approval	5-10 days
2330	Anesthetist	25%	11.5	3.8	Onboarding	10-20 days
2325	Nurse Midwife	23%	3.4	1.0	Onboarding	10-20 days
2310	Surgical Procedures Technician	22%	14.0	4.0	Interviews in progress/Pending Selection	30 days
1652	Accountant II	20%	4.0	1.0	Interviews in progress/Pending Selection	30 days
1824	Principal Administrative Analyst	20%	4.0	1.0	Onboarding	10-20 days
2654	Cook	20%	8.0	2.0	Interviews in progress/Pending Selection	30 days
2473	Diagnostic Medical Sonographer I, II, III	18%	9.0	2.0	Interviews in progress/Pending Selection	30 days
2305	Psychiatric Technician	17%	38.4	8.0	Interviews in progress/Pending Selection	30 days
2323	Clinical Nurse Specialist	17%	10.0	2.0	Pending Requisition Request by Hiring Manager	30 days
2324	Nursing Supervisor	17%	10.0	2.0	Interviews in progress/Pending Selection	30 days
2542	Speech Pathologist	16%	4.2	0.8	Interviews in progress/Pending Selection	30 days
0923	Manager II	14%	6.0	1.0	Pending Requisition approval	5-10 days
1663	Patient Accounts Supervisor	14%	6.0	1.0	Pending Announcement/Exam Administration	60-90 days
2453	Supervising Pharmacist	14%	6.0	1.0	Pending Requisition Request by Hiring Manager	30 days
2586	Health Worker II	14%	30.5	5.0	Pending Announcement/Exam Administration	60-90 days
2903	Hospital Eligibility Worker	14%	85.1	13.3	Interviews in progress/Pending Selection	30 days
2119	Health Care Analyst	13%	13.0	2.0	Pending Announcement/Exam Administration	60-90 days
2328	Nurse Practitioner	13%	63.9	9.4	Interviews in progress/Pending Selection	30 days
2312	Licensed Vocational Nurse	13%	40.5	5.9	Pending Announcement/Exam Administration	60-90 days

Budget Job Class	Job Title	Vacancy Rate	Utilized FTE	Vacant FTE	Notes	Est. Timeline (days)
0931	Manager III	13%	7.0	1.0	Pending Requisition Request by Hiring Manager	30 days
1632	Senior Account Clerk	13%	7.0	1.0	Interviews in progress/Pending Selection	30 days