



San Francisco Health Network  
Laguna Honda Hospital  
and Rehabilitation Center

# Laguna Honda Hospital Executive Team Update

April 13<sup>th</sup>, 2026



# LHH Staff Engagement



## LHH Hosted 2<sup>nd</sup> Annual Mind Body & Soul Health Fair

Multiple departments and partner organizations designed an engaging activity-filled day for Laguna Honda staff, including HSS Know Your Numbers Health Screening, Ujamaa's 30-minute Sound Bath, resource tables with Wise Health and other staff support.



# LHH FLU Outbreak Protocol & Procedure

 **LHH Influenza Outbreak:** Protocol: Blueprint to a safer LHH (includes all respiratory illnesses)

**Outbreak Definition:** 1 case of laboratory-confirmed influenza +  $\geq 1$  resident with onset of influenza-like illness (ILI) within a 72hr period with an epi link.

ILI: fever  $>100^{\circ}\text{F}$  plus cough and/or sore throat, in the absence of a known cause other than influenza

**Surveillance:** Daily active surveillance of residents for ILI (Influenza Like Illness) until 7 days with no new cases



# LHH FLU Outbreak Protocol & Procedure Continued:

**Testing:** Regardless of vaccination status, test any resident with ILI for both influenza and COVID. Residents who are asymptomatic should not be tested.

## **Treatment:**

- Treatment should be started within 48 hours after illness onset.
- Antiviral treatment should be given to residents with ILI, even if test results are not resulted.
- Chemoprophylaxis (antiviral given after exposure to prevent development of disease) should be given to all residents on unit with at least one confirmed flu case (with consultation with PHD).

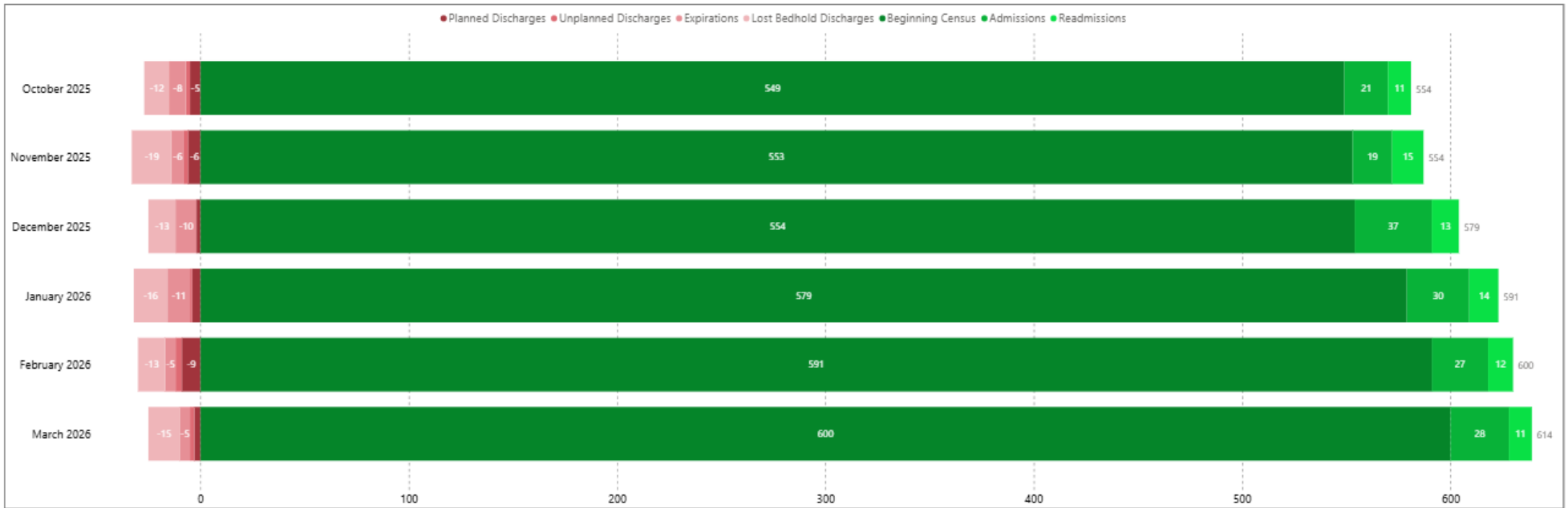


# State of the Hospital



## Admissions, Discharges, and Expirations

State of the Hospital (Last 6 Months)



**Admissions**  
162

**Readmissions**  
76

**Unplanned Discharges**  
10

**Expirations**  
45

**Planned Discharges**  
29

**Lost Bedholds**  
88

Metric	October 2025	November 2025	December 2025	January 2026	February 2026	March 2026
Beginning Census	549	553	554	579	591	600
Admissions	21	19	37	30	27	28
Readmissions from Lost Bedholds	11	15	13	14	12	11
Planned Discharges	5	6	2	4	9	3
Unplanned Discharges	2	2	0	1	3	2
Expirations	8	6	10	11	5	5
Lost Bedholds	12	19	13	16	13	15
Net Flow	5	1	25	12	9	14
Ending Census	553	554	579	591	600	614



# Admissions Update



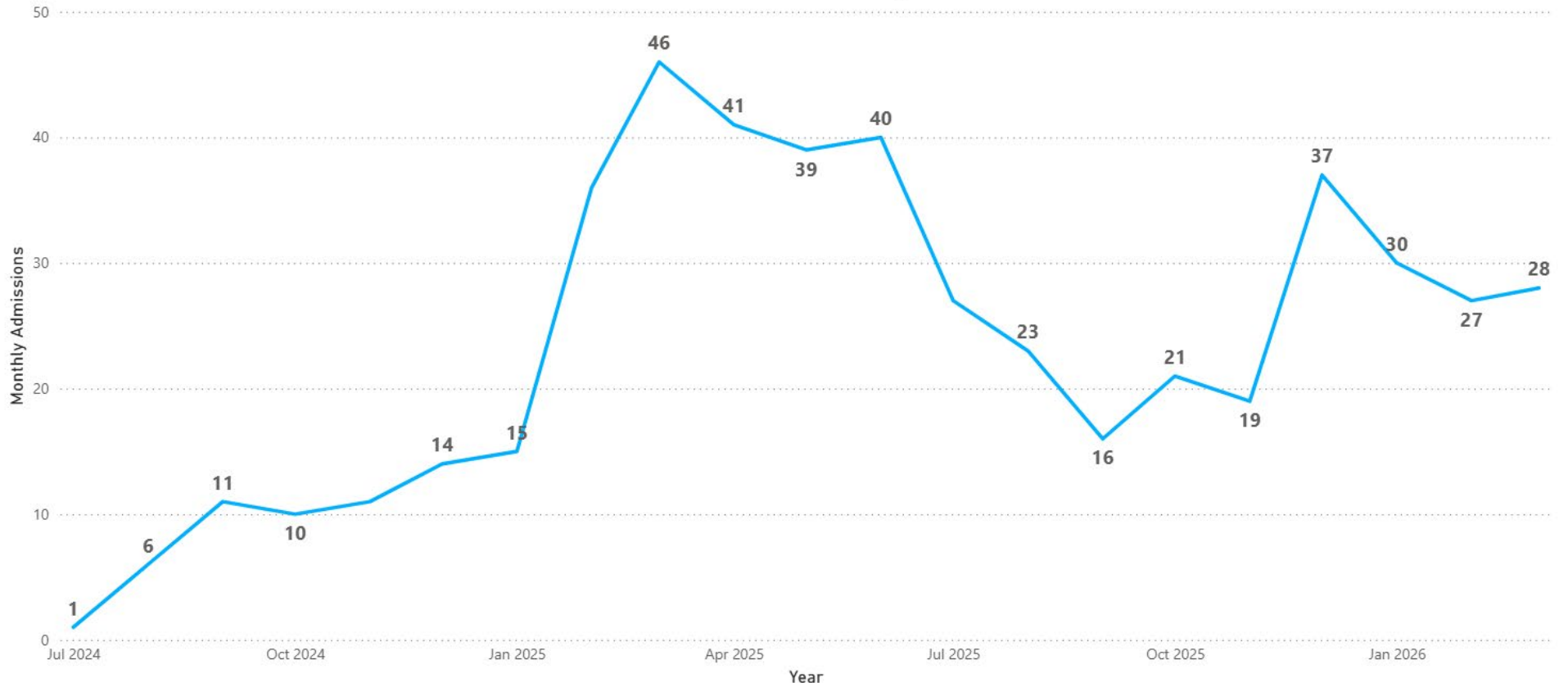
## Admission Planning

- Maximize use of secure dementia unit (12 beds vacant)
- Offer admissions to alternate units for those already approved but awaiting specific available beds
- Continue weekly coordination with our community partners to let them know what types of beds are available (Hospitals, Clinics)
- Review other alternatives for unit based airborne isolation to minimize vacant beds



# Admissions Update

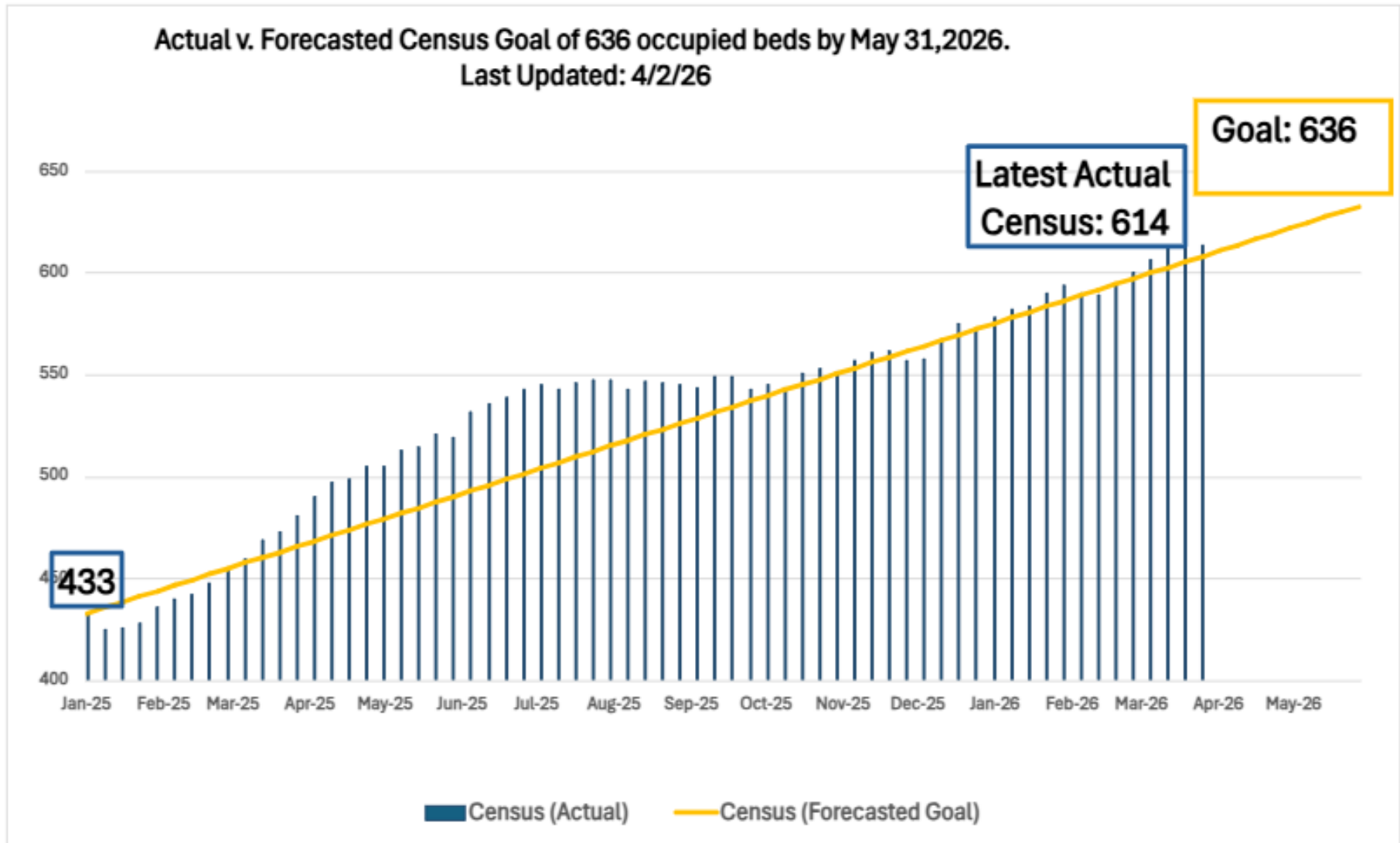
## New Admissions By Month



Last updated: 4/1/26



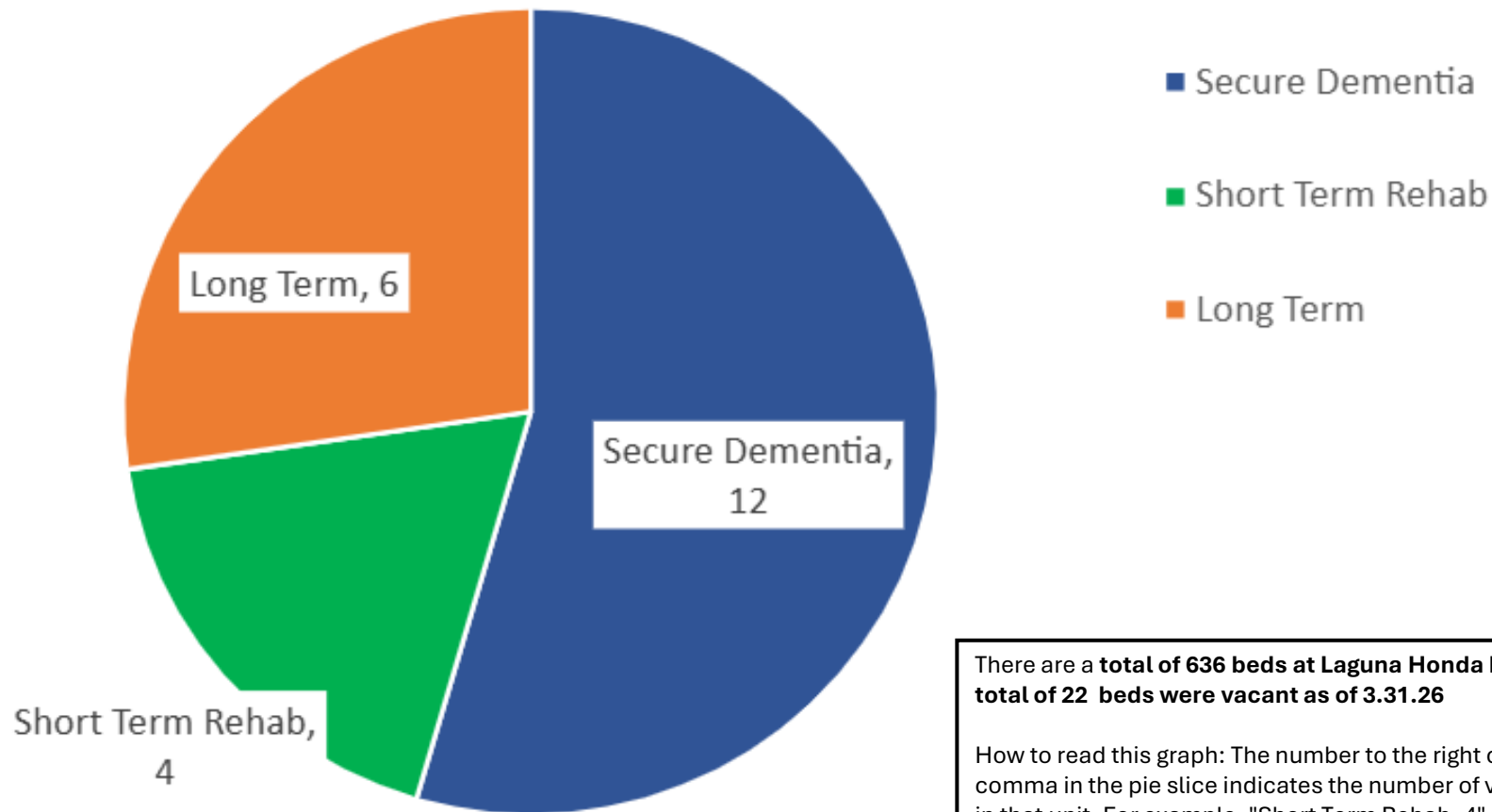
# Admissions Update



# Admissions Updates

## Vacancy Report

Vacant Bed Report. Data updated 4/2/2026



There are a **total of 636 beds at Laguna Honda Hospital. A total of 22 beds were vacant as of 3.31.26**

How to read this graph: The number to the right of the comma in the pie slice indicates the number of vacant beds in that unit. For example, "Short Term Rehab, 4" means that there were 4 vacant beds on the Short Term Rehab unit



# Admissions Update

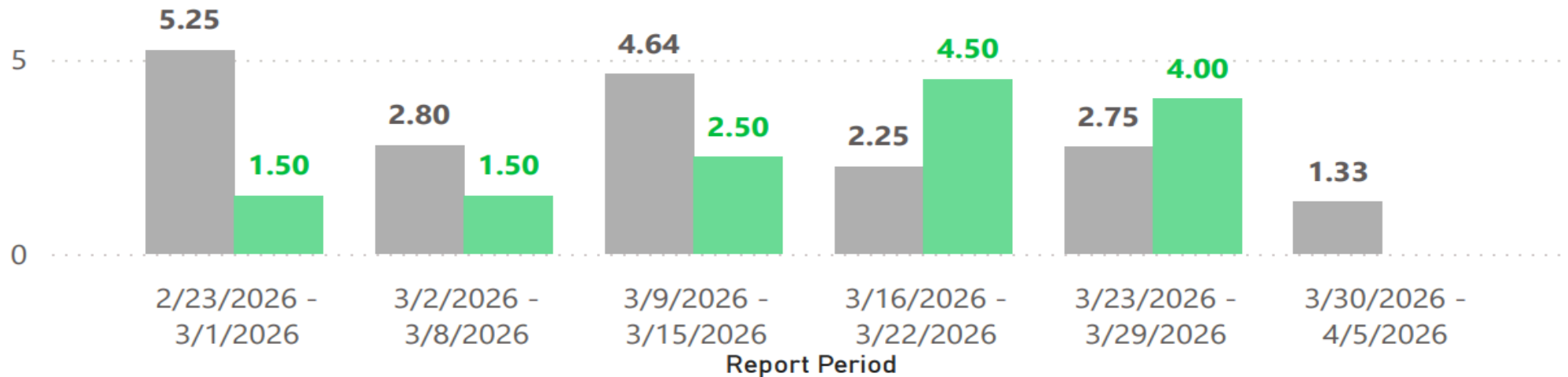
## ZSFG to LHH Decision and Transfer Data

**3.27**  
Average Days to Decision (All Referrals)

**2.45**  
Average Days to Decision(Completed Referrals Only)

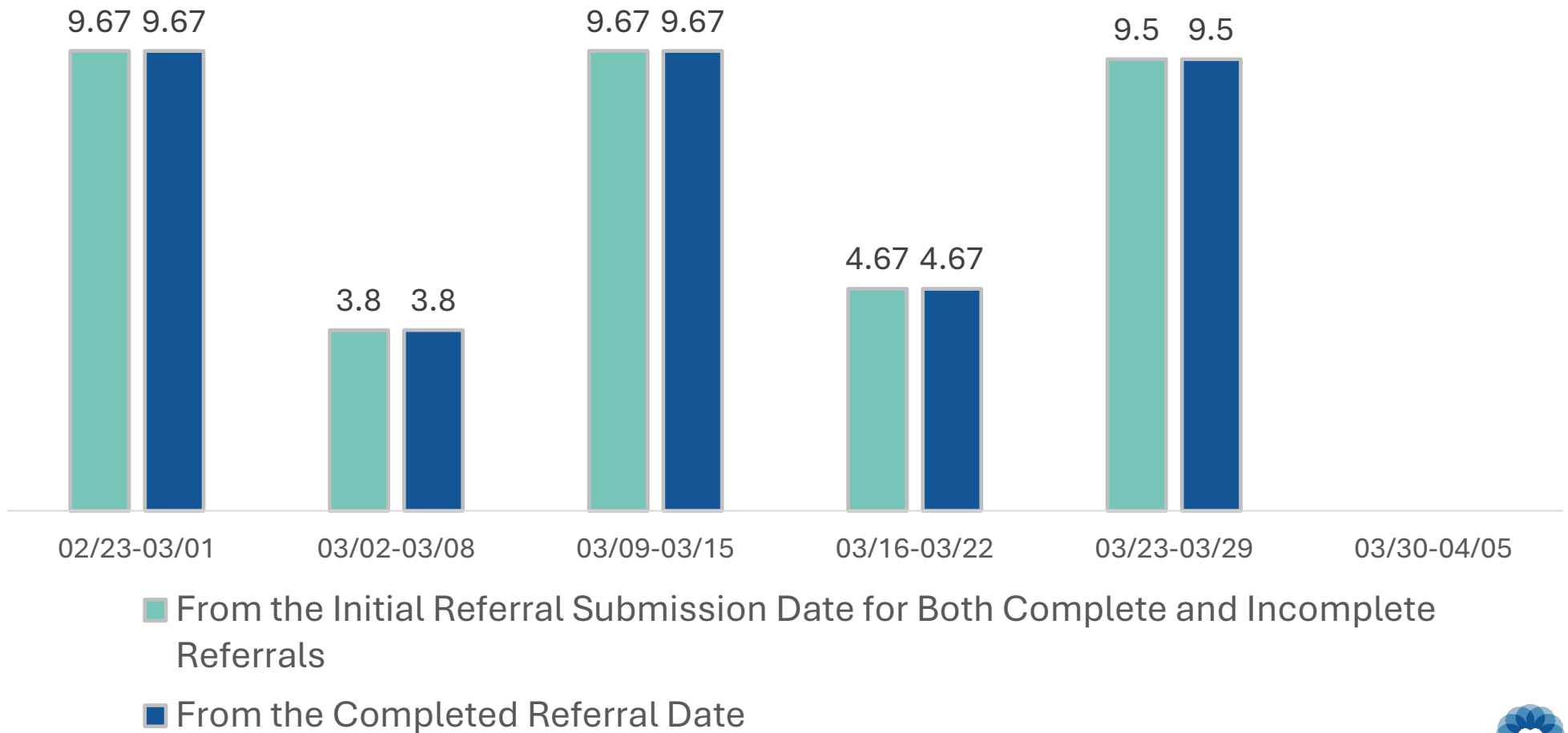
### ZSFG Referral to Decision time

● Average Days to Decision (All Referrals) ● Average Days to Decision(Completed Referrals Only)



# Admissions Update

Average Number of Days Between Referral Received and Admission to Laguna Honda\*  
February 23<sup>rd</sup>-April 5<sup>th</sup>. 2026



# Admissions Update



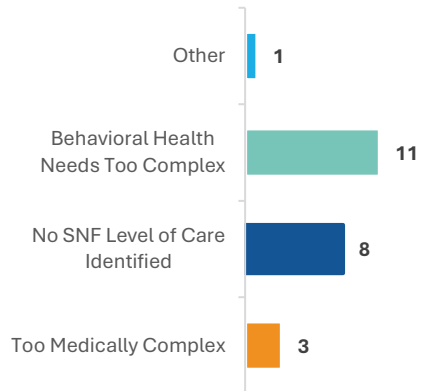
## Most referrals were appropriate

March 2026 information

- Over the past six weeks, **51** referrals were denied of a total of **121** complete referrals.

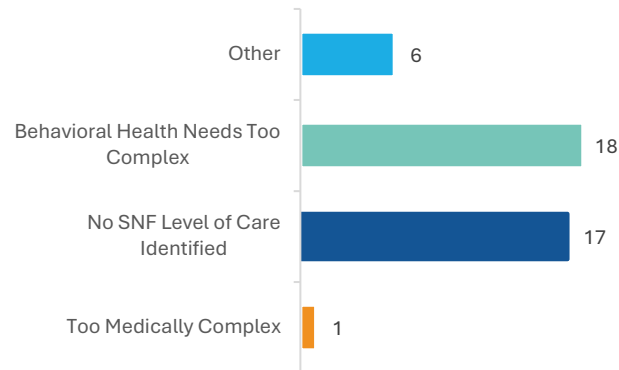
### January 2026

Reason for Denied Applications  
Dec. 22<sup>nd</sup> 2025- Feb. 1<sup>st</sup>, 2026



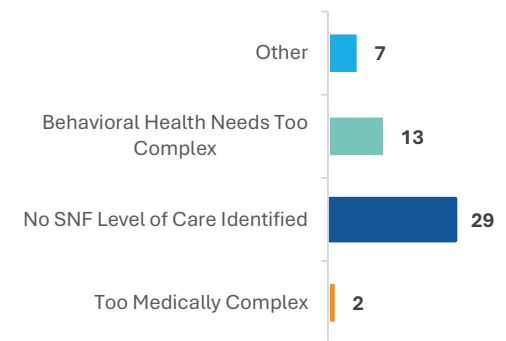
### February 2026

Reason for Denied Applications  
Jan. 19<sup>th</sup> -March 1<sup>st</sup> 2026



### March 2026

Reason for Denied Applications  
Feb. 23<sup>rd</sup>-March 31<sup>st</sup>, 2026

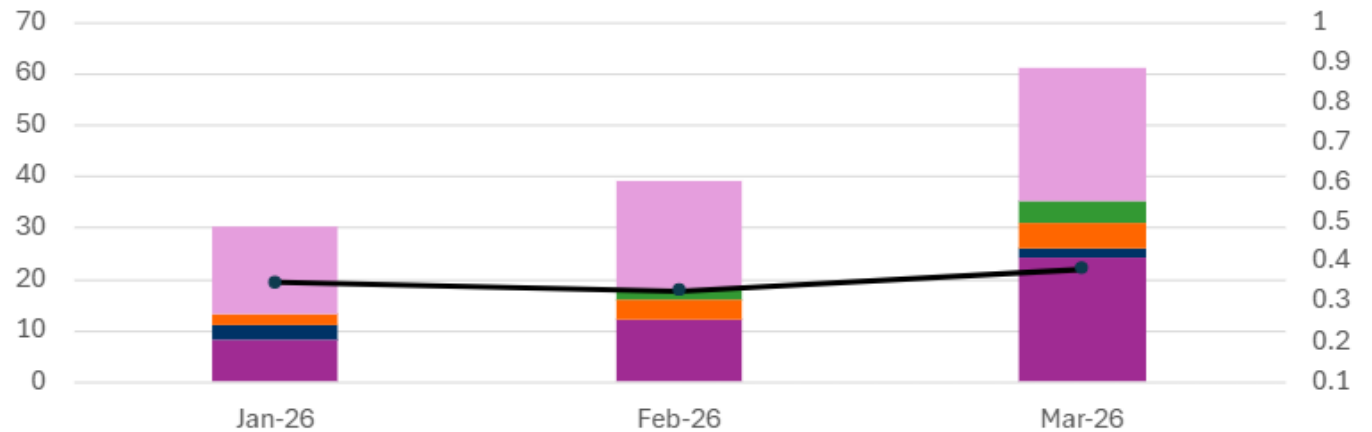


# Admissions Update



## Trend Line for Denials

Total Number of Referrals Received and Resulting Denials by Month. Updated 4/2/26



	Jan-26	Feb-26	Mar-26
Closed	17	21	26
Decision Pending	0	2	4
Denial - Other	2	4	5
Denial - Too Medically Complex	3	0	2
Denial - Level of Care Appropriateness	8	12	24
Denial - Behavioral Health Needs Too Complex	10	11	9
Accepted Referrals	26	32	34
Percent Denials from Total Referrals Received	35%	33%	38%



# Admissions Update

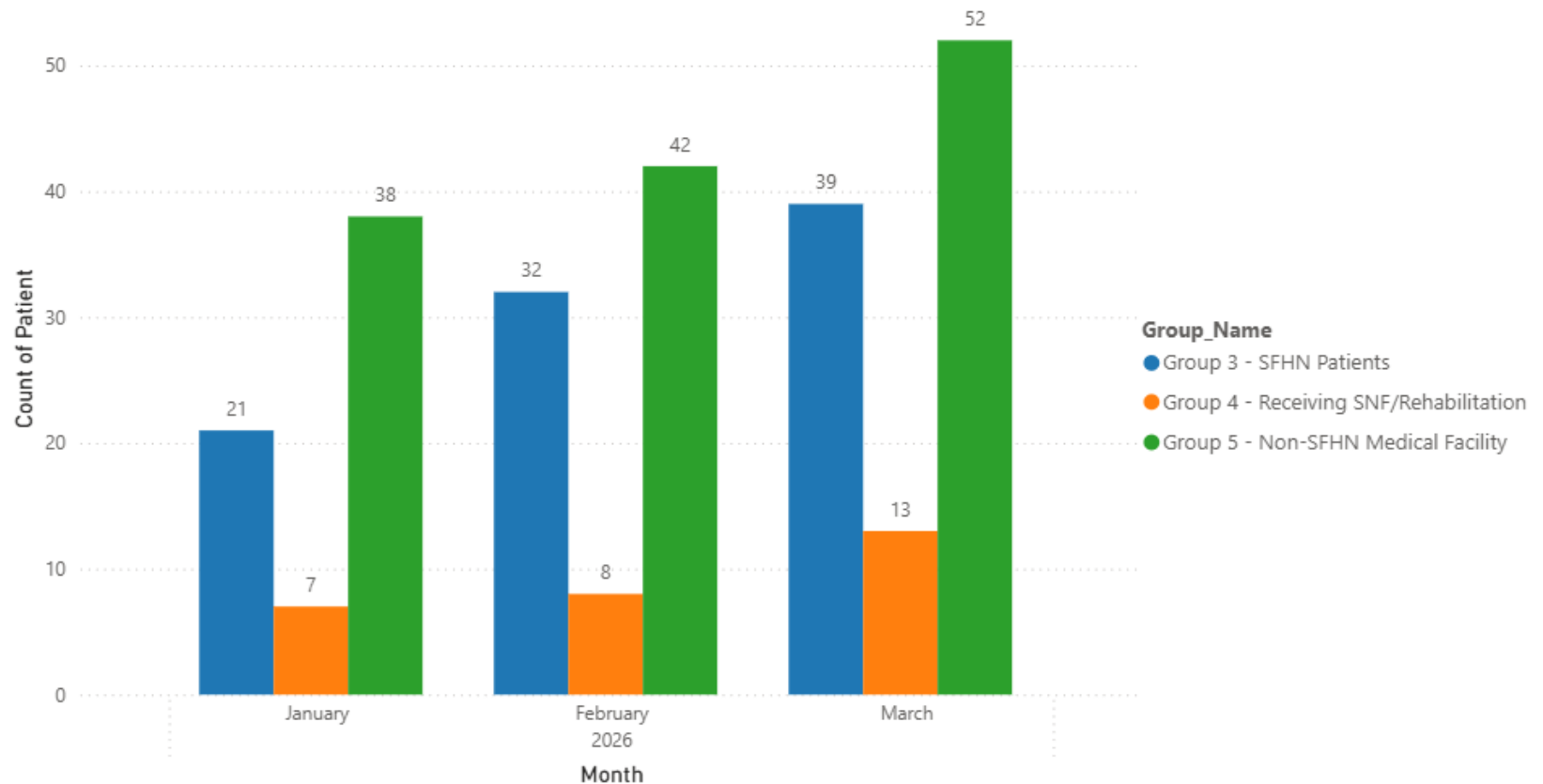
## Referring Organizations by Priority Group

### Count of Referrals by Group

This chart shows the number of referrals received over time, by Group

Last updated: April 2, 2026

Note: The most recent month shown contains partial data because the month is not yet complete as of this update.



# Admissions Update

## Admissions Data 07/01/2024 - 03/31/2026

### Admissions Data

Groups	Accepted*	Closed/With drawn	Denied	In Progress	Total
Priority #1: Former LHH Residents	6	0	2	0	8
Priority #2: Not in Medical Settings	3	1	5	0	9
Priority #3: SFHN Patients	221	110	98	2	431
Priority #4: Receiving SNF/Rehabilitation	104	24	64	2	194
Priority #5: Non-SFHN Medical Facilities	187	135	191	3	516
<b>Total</b>	<b>521</b>	<b>270</b>	<b>360</b>	<b>7</b>	<b>1158</b>

\*Accepted Includes both Admitted residents and those not yet admitted but approved





San Francisco Health Network  
Laguna Honda Hospital  
and Rehabilitation Center

Questions?