

I. Pending Surveys

Survey	Frequency	Date of last survey	Anticipated timeframe
CMS Outpatient Dialysis Recertification	Triennial	6/12/2017	Unannounced anytime
CDPH 4A Licensing	Triennial	2/4/2019	Unannounced anytime
CDPH General Acute Care Hospital Licensing	Triennial	3/2/2020	Unannounced anytime
CMS 4A Recertification	Annual	7/15/2024	July – November 2025

II. Survey Activity

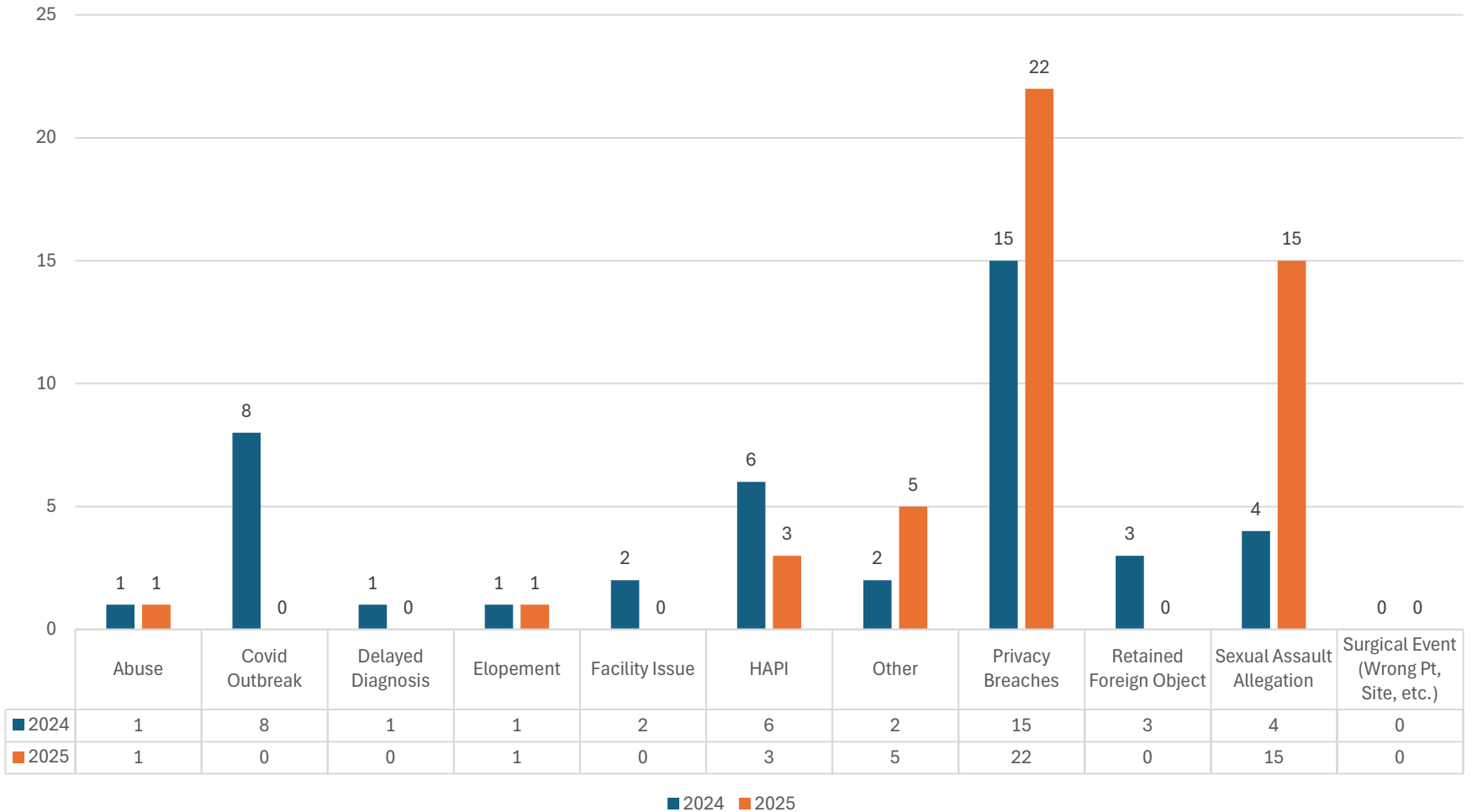
Survey Date	Agency / Survey	Location Surveyed	Details
8/5/2025	DEA	OTOP	No deficiencies
8/6/2025	BOP – Annual Sterile Compounding Renewal Inspection	Inpatient Pharmacy	One finding related to donning and doffing of gowns within the sterile compounding area
8/12/2025-8/15/2025	DHCS OBOT/OTOP Survey	OBOT/OTOP	No deficiencies

III. Plans of Correction (POC) Submitted

Survey (year) or Event (date of incident)	Findings Requiring Monitoring Included:
N/A	N/A

IV. CDPH Cases – Facility Reported Events (FRIs)

2024-2025 CDPH Facility Reported Events as of 8/31/25 Yearly Totals: 2024 - 43, 2025 YTD - 47



2 Privacy Breaches, 1 Other (Fire Alarm Upgrade), 3 Sexual Assault Allegations, and 1 HAPI reported in August 2025

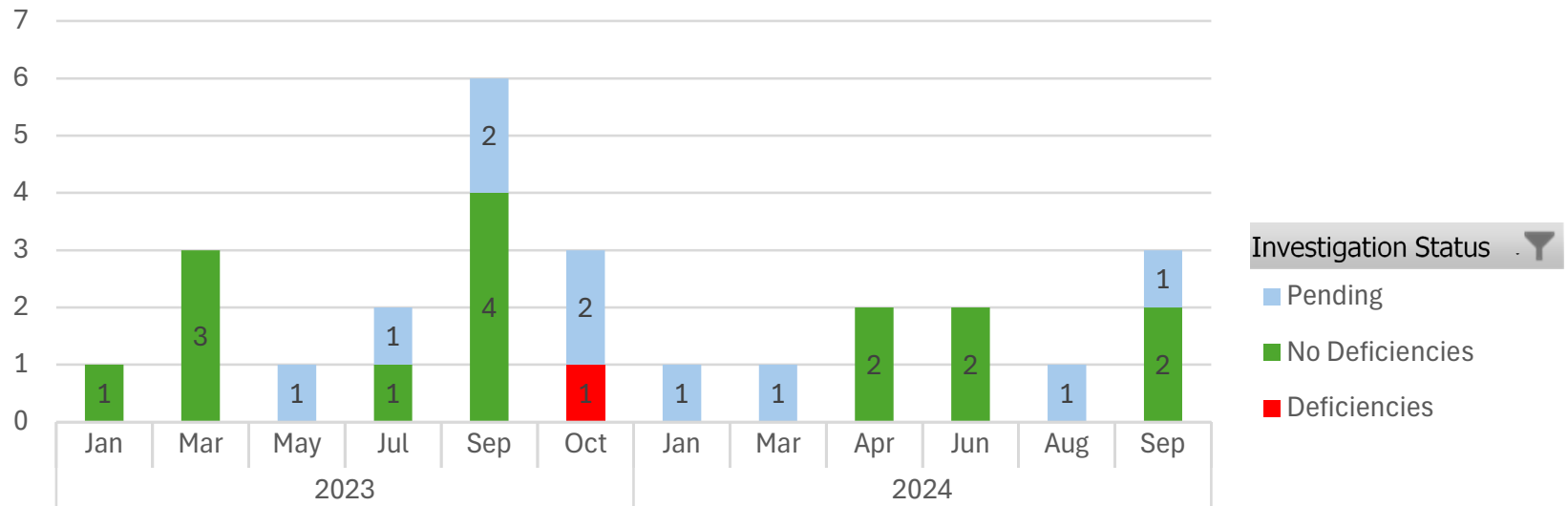
V. Plan of Correction Monitoring Data

Please see PIPS minutes for monitoring data. For Plans of Correction (POCs) requiring monitoring status, as of 8/31/25:

- 81 of 82 findings from the February 2024 Joint Commission Hospital and NCC survey have completed the monitoring phase
- 3 of 3 findings from the 2022 Privacy Breach Plan of Correction have completed the monitoring phase
- 0 of 3 findings from the February 2025 Joint Commission Stroke survey have completed the monitoring phase

VI. Complaint Data

Count of Investigation Status



	Jan	Mar	May	Jul	Sep	Oct	Jan	Mar	Apr	Jun	Aug	Sep
Pending			1	1	2	2	1	1			1	1
No Deficiencies	1	3		1	4				2	2		2
Deficiencies						1						

Years (Date Initiated) Months (Date Initiated) + -

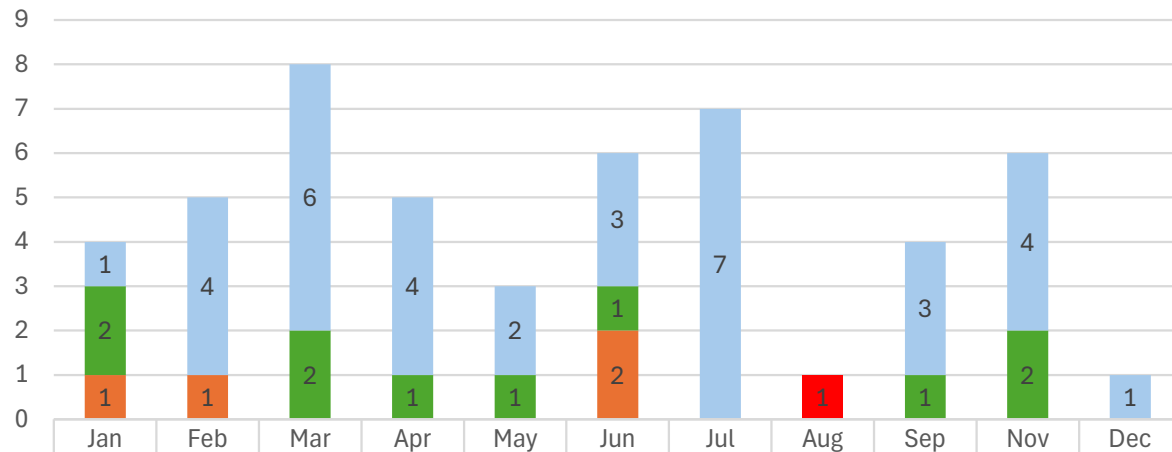
***Unchanged from August 2025 Regulatory Report**

Total Initiated Complaints	Complaints Pending Exit	Closed Without Deficiency	Closed with Deficiencies
26	10	15	1

VII. Facility Reported Incident Data

Count of Investigation Status

2023 Facility Reported Incident Status



Investigation Status

- Closed with Deficiencies
- Submitted to agency
- Closed without Deficiencies
- Agency investigation started

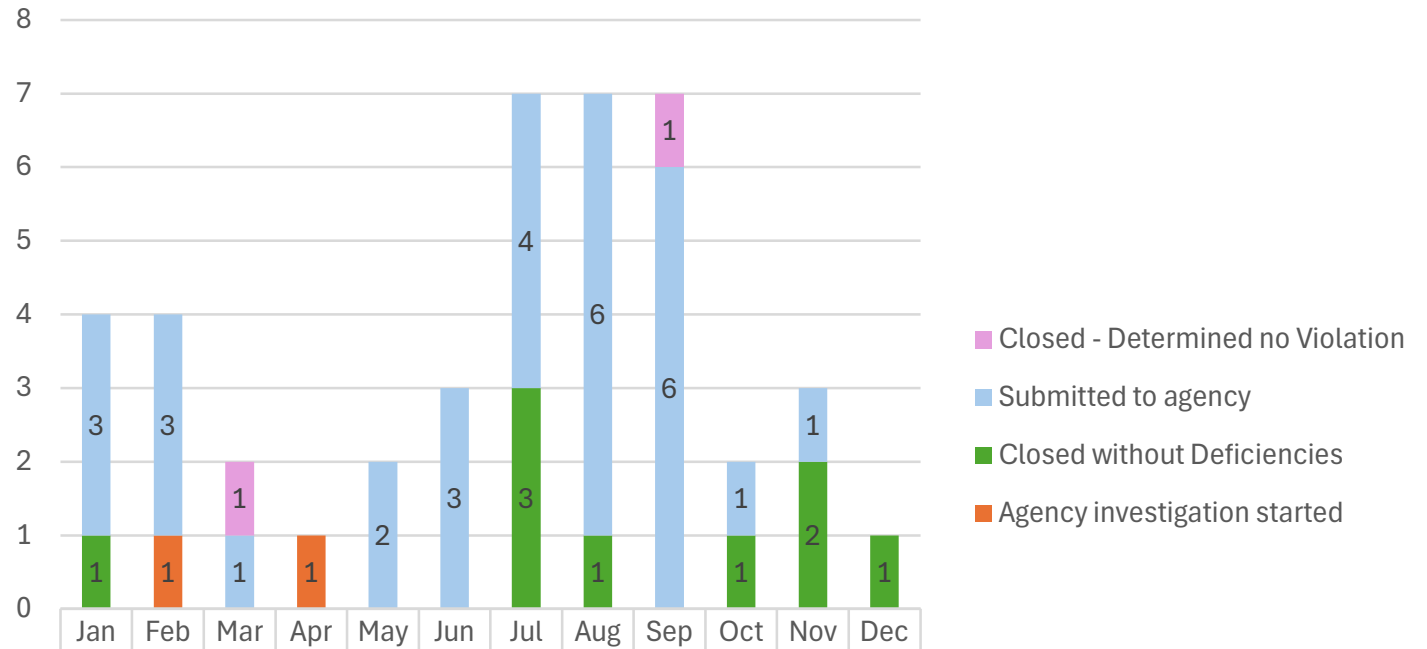
	Jan	Feb	Mar	Apr	May	Jun	Jul	Aug	Sep	Nov	Dec
■ Closed with Deficiencies								1			
■ Submitted to agency	1	4	6	4	2	3	7		3	4	1
■ Closed without Deficiencies	2		2	1	1	1			1	2	
■ Agency investigation started	1	1				2					

Months (Date Reported (or N/A))

***Recordkeeping update: 1 additional closed case without deficiencies**

Total reported FRIs	FRIs Pending CDPH Initiation	CDPH Investigation Started	Closed Without Deficiencies	Closed with Deficiencies
50	35	5	10	1

2024 Facility Reported Incident Status

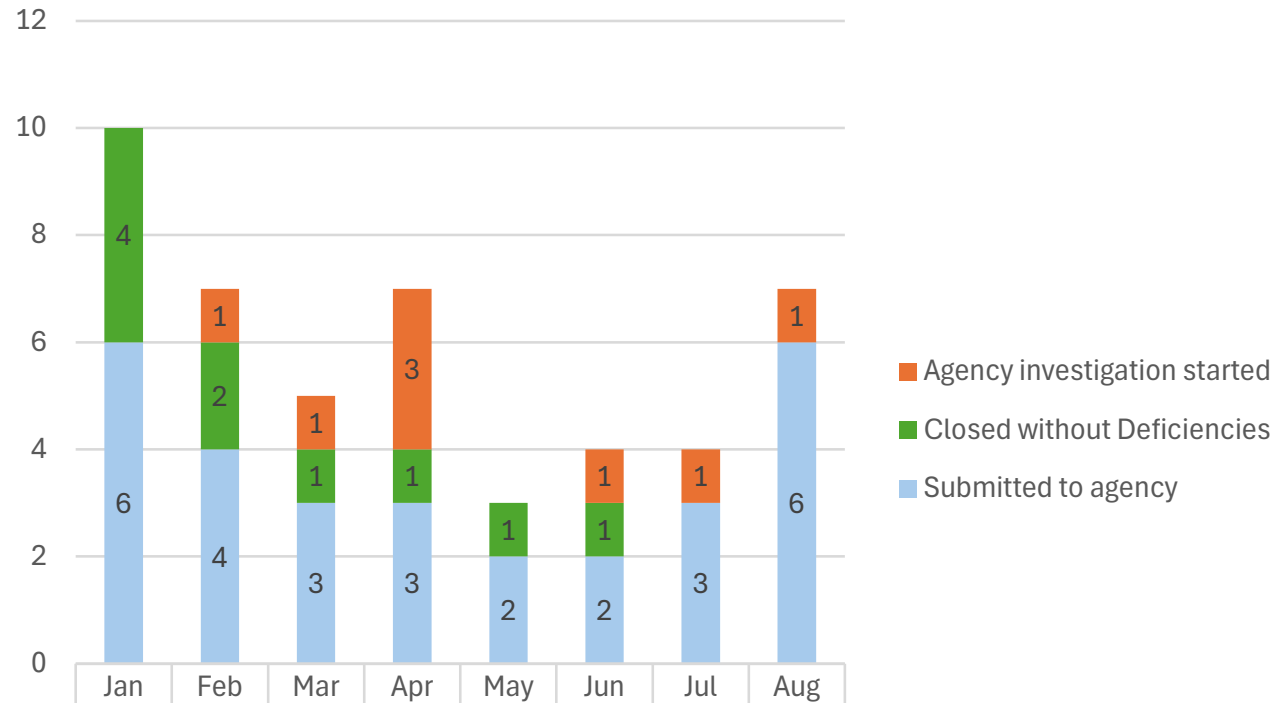


	Jan	Feb	Mar	Apr	May	Jun	Jul	Aug	Sep	Oct	Nov	Dec
Closed - Determined no Violation			1						1			
Submitted to agency	3	3	1		2	3	4	6	6	1	1	
Closed without Deficiencies	1						3	1		1	2	1
Agency investigation started		1		1								

***Recordkeeping update: 2 additional closed cases without deficiencies**

Total reported FRIs	FRIs Pending CDPH Initiation	CDPH Investigation Started	Closed Without Deficiencies	Closed with Deficiencies	Closed – Determined No Violation
43	30	2	9	0	2

2025 Facility Reported Incident Status



	Jan	Feb	Mar	Apr	May	Jun	Jul	Aug
Agency investigation started		1	1	3		1	1	1
Closed without Deficiencies	4	2	1	1	1	1		
Submitted to agency	6	4	3	3	2	2	3	6

***Updates: Feb- 1 Privacy Breach closed without deficiency, Aug- 1 HAPI investigation started**

Total reported FRIs	FRIs Pending CDPH Initiation	CDPH Investigation Started	Closed Without Deficiencies	Closed with Deficiencies	Closed – Determined No Violation
47	29	8	10	0	0