

**I. Pending Surveys**

Survey	Frequency	Date of last survey	Anticipated timeframe
CMS Outpatient Dialysis Recertification	Annual	6/6/2016	Unannounced anytime
CDPH 4A Licensing	Triennial	4/12/2020	Unannounced anytime
CDPH General Acute Care Hospital Licensing	Triennial	3/2/2020	Unannounced anytime
The Joint Commission Stroke Survey	Biennial	2/1/2023	First quarter 2025

**II. Survey Activity**

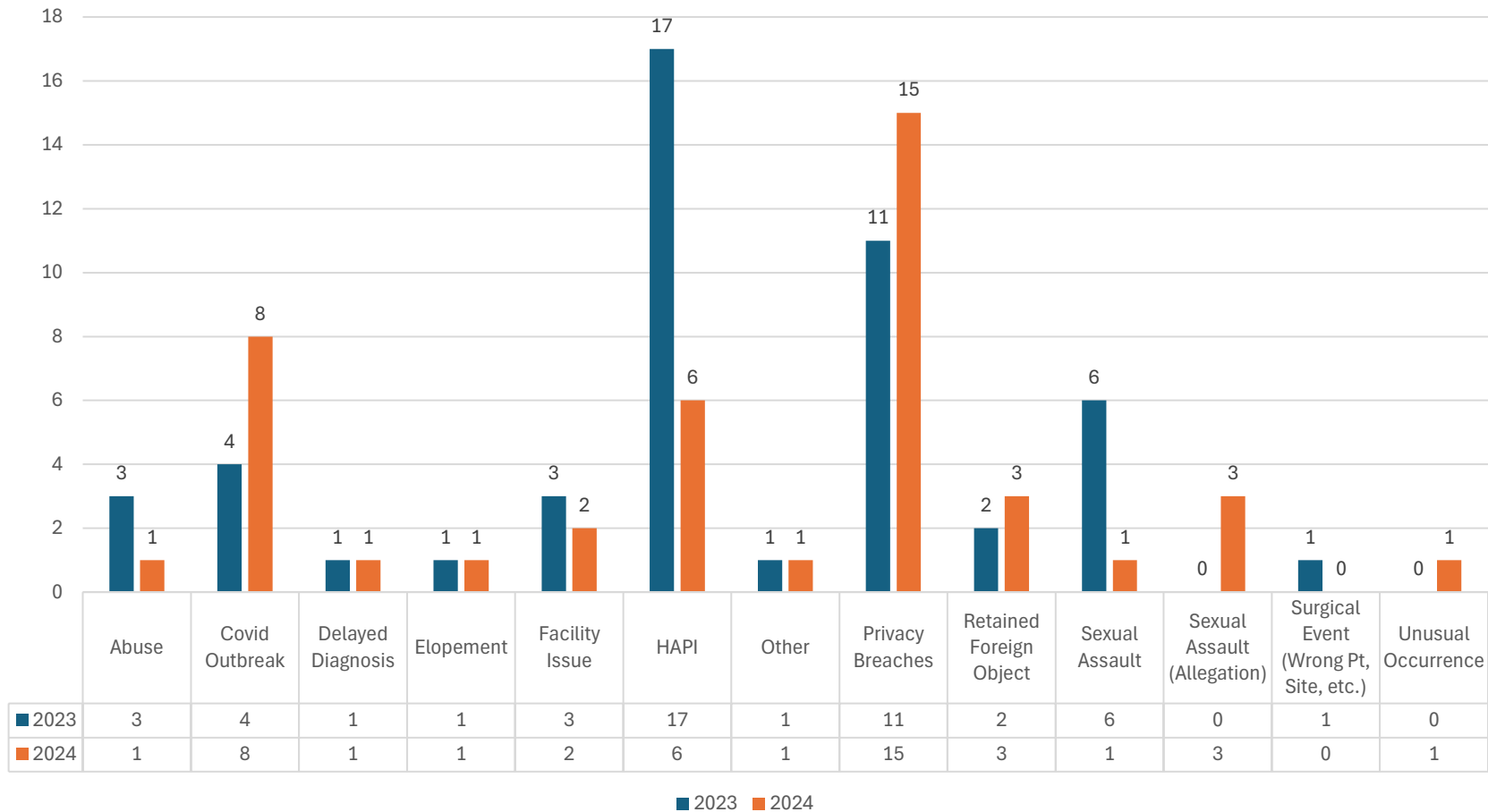
Survey Date	Agency / Survey	Location Surveyed	Details
N/A	N/A	N/A	N/A

**III. Plans of Correction (POC) Submitted**

Survey (year) or Event (date of incident)	Findings Requiring Monitoring Included:
N/A	N/A

**IV. CDPH Cases – Facility Reported Events (FRIs)**

2023-2024 CDPH Facility Reported Events as of 12/31/24  
 Yearly Totals: 2023 - 50, 2024 - 43



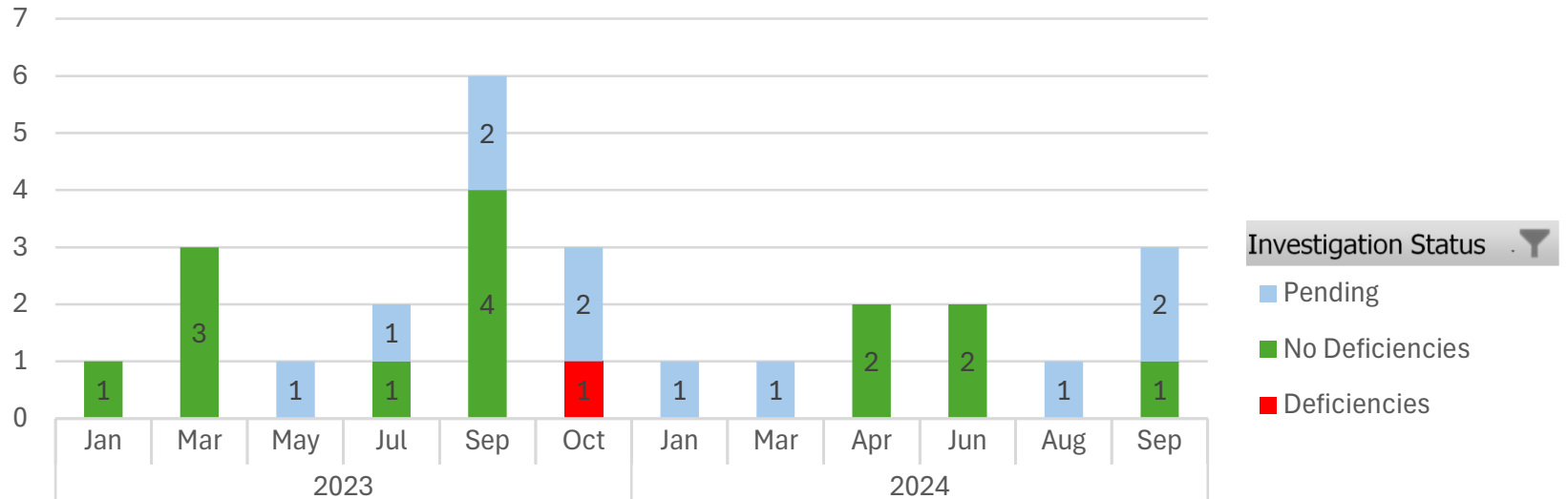
**1 Retained Foreign Object (RFO) reported in December 2024**

## V. Plan of Correction Monitoring Data

Please see PIPS minutes for monitoring data. For Plans of Correction (POCs) requiring monitoring, as of 12/31/24:

- 77 of 82 findings from the Joint Commission Hospital and NCC survey have completed the monitoring phase
- 9 of 16 findings from the Inpatient Psychiatry Complaint Validation survey have completed the monitoring phase
- 6 of 7 findings from the 4A Annual Recertification Survey have completed the monitoring phase
- 2 of 4 findings from the 4A Life Safety Code Survey have completed the monitoring phase
- 7 of 9 findings from the Joint Commission Lab Survey have completed the monitoring phase

**VI. Complaint Data**

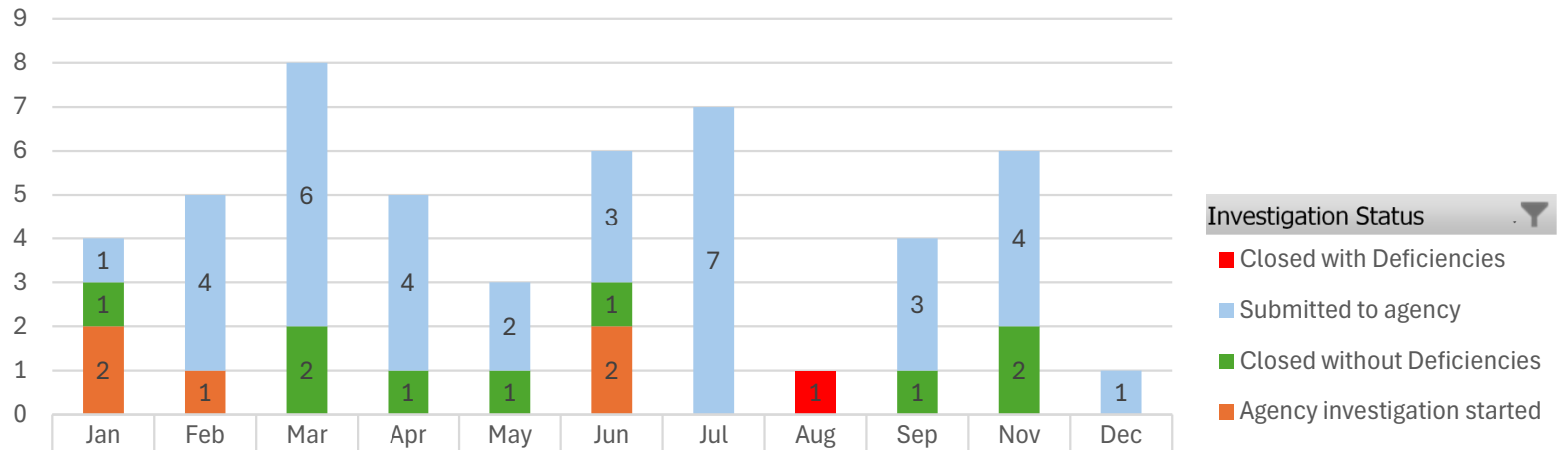


Pending			1	1	2	2	1	1			1	2
No Deficiencies	1	3		1	4				2	2		1
Deficiencies						1						

Total Initiated Complaints	Complaints Pending Exit	Closed Without Deficiency	Closed with Deficiencies
<b>26</b>	<b>10</b>	<b>15</b>	<b>1</b>

**VII. Facility Reported Incident Data**

2023 Facility Reported Incident Status



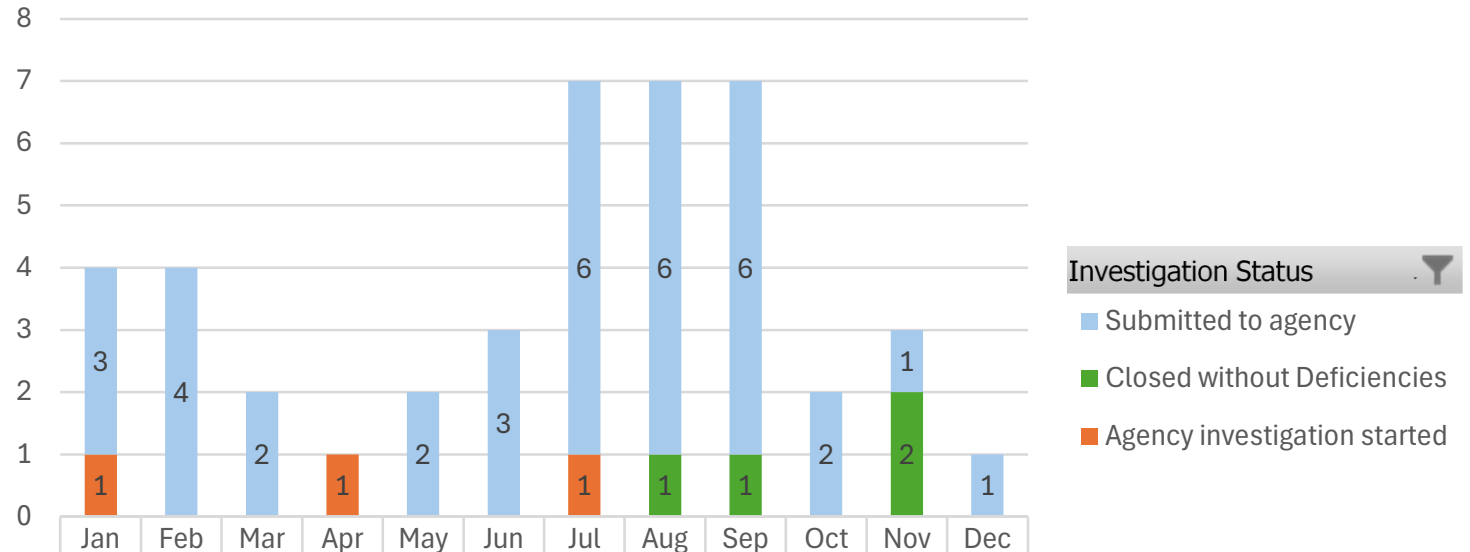
■ Closed with Deficiencies								1			
■ Submitted to agency	1	4	6	4	2	3	7		3	4	1
■ Closed without Deficiencies	1		2	1	1	1			1	2	
■ Agency investigation started	2	1				2					

**\*Unchanged from November 2024 Regulatory Report**

Total reported FRIs	FRIs Pending CDPH Initiation	CDPH Investigation Started	Closed Without Deficiencies	Closed with Deficiencies
50	35	5	9	1

Count of Investigation Status

2024 Facility Reported Incident Status



Submitted to agency	3	4	2		2	3	6	6	6	2	1	1
Closed without Deficiencies								1	1		2	
Agency investigation started	1			1			1					

Months (Date Reported (or N/A))

Total reported FRIs	FRIs Pending CDPH Initiation	CDPH Investigation Started	Closed Without Deficiencies	Closed with Deficiencies
<b>43</b>	<b>36</b>	<b>3</b>	<b>4</b>	<b>0</b>